



**3-5 April 2026**

# ***XXXI World Congress Of Echocardiography & Allied Techniques - Abu Dhabi , UAE***



***Intercontinental Abu Dhabi***

**King Abdullah Bin Abdul Aziz  
Al Saud Street, Po Box 4171, Abu  
Dhabi, UAE**


**concurrent symposia managed by the : icc 12<sup>th</sup>  
international congress of cardiology**



## International Congress President USA

- **Dr. Navin Nanda, MD** 

Distinguished Professor of Medicine and Cardiovascular Disease, University of Alabama at Birmingham, USA;  
President, International Society of Cardiovascular Ultrasound

- **Prof. Dr. Abdulla Shehab , MD**, National President of XXXI WCE, UAE 

## Honorary President of the XXXI WCE 2026 UAE

Co-Chairman of the Scientific Program Committee

- **Dr. Wael Al Mahmeed, MD** 

consultant cardiologist at Cleveland Clinic Abu Dhabi, United Arab Emirates













### Chair, organizing Committee

Prof. Galal E Nagib Elkilany, MD  
Sentara Northern Virginia Medical Center, VA, USA  
Adjunct Clinical Professor, UAE

### Congress Chairman

Dr. Firas Al Badarin , MD  
Cleveland Clinic Abu Dhabi  
Head, Imaging Working Group of ECS

## Organizing Committee & Scientific Program Committee of the XXXI World Congress of Echocardiography & Allied Techniques, Abu Dhabi, UAE 2026

- **Navin Nanda** (International Congress President USA) 
- **Dr. Firas Al Badarin** (National Congress President ) 
- **Anita Sadeghpour** (Vice President of the WCE ) 
- **Federico M Asch, MD** (Chairman of the Scientific Program Committee of the world congress) 
- **Galal Eldin Nagib-Elkilany, MD USA** (Chair - Organizing Committee) 
- **Fabiola Sozzi** (Executive Organizer)
- **Abdullah Shehab** National President of XXXI WCE 
- **Dr. Osama Elmaraghy, MD** (Strategic Manager ISCI) 
- **Fateme Nabavizadeh, MD** (Strategic Innovation and Chair of scientific activities -of ISCI) 
- **Dr.Heba S. Wassif MD, MPH, FACC USA** (International Coordinator USA & Scientific Program Committee member) 
- **Joseph Maalof, MD** (Chairman of Mayo Clinic Faculty Session) 
- **Krasimira Hristova, MD, Sophia, Bulgaria** (Secretary General of ISCI) 
- **Ram B Singh, MBBS, MD,CNS(Med-Cardio), India** (Founding President of ICC ) 
- **Mohamed Ibrahimi, MD** (Consultant and chairman of cardiology department Kuwait hospital, Sharjah, UAE) 
- **Tugba Kemalogluoz, Australia** (President of the Global Society of Cardiology) 

## Organizing Committee & Scientific Program Committee of the XXXI World Congress of Echocardiography & Allied Techniques, Abu Dhabi, UAE 2026

- **Sibel Catirli Enar MD, FESC, FACC, FASE** (Professor at Altınbaş Üniversitesi Turkey, Istanbul) 
- **Jaipaul Singh BSc, Dip Ed, PhD, DSc** (Professor of Physiology and Research Degree tutor University of Central Lancashire in Preston, Lancashire, UK) 
- **M.-Saadeh Suleiman, PhD DSc FIACS FRSB Fphysiol** (Professor of Cardiac Physiology, University of Bristol, UK) 
- **Nilda Espinola-Zavaleta, MD, PhD, FACC, FASE, FESC, Mexico** (National Institute of Cardiology Ignacio Chavez in Mexico City, Mexico) 
- **Magdy Abdelhamid, MD** (Professor of Cardiology, Cairo University) 
- **Maurizio Campaniello, MD, Italy** (Professor at Department of Cardiology, University Hospital Polyclinic, Bari University, Italy) 
- **GERMAINE CORNELISSEN GUILLAUME, Ph.D. USA** (Professor, Integrative Biology and Physiology Director, Halberg Chronobiology Center Coordinator, Project on the BIOSphere and the COSmos (BIOCOS) University of Minnesota, ) 
- **Victoria Skidan, MD, PhD (Khabarovsk, Russia)** (Ultrasonic Diagnostics Specialist of Clinical and Diagnostic Department, Federal Center of Cardiovascular Surgery, Khabarovsk, Russia) 
- **Pasquale Palmiero** (Head of Outpatients Cardiology Department ASL Brindisi, Professor of Cardiology Bari University, Italy, President of ISCU Chapter Italy ) 
- **Tugba Kemalgluoz, Australia** (President of the Global Society of Cardiology) 





**Day 1: Friday April 3<sup>rd</sup>**

## Hall A

### Workshop 1 : 3D echo

#### Chairs

Nanda (USA )  
Anita Sadeghpour (USA)  
Joseph Maalof (USA)

- **3D Echo: Basics of image acquisition and 3D display** (Hani Mahmoud - Egypt) 
- **Role of 3D echo in MR assessment** (Fabiola Sozzi - Italy) 
- **Optimizing 2D/3D echo in MS assessment** (Anita Sadeghpour - USA) 
- **Advanced 3D echocardiography clinical application** (Navin Nanda, ISCU President - USA) 







8:30 - 10:00

## Hall B

### CARDIOMYOPATHY AND MYOCARDITIS “MULTI MODALITY IMAGING

#### Chairs

Maria Maiello (Italy)  
Hatem Ghonim(UAE)  
M Ibrahim (UAE)  
Bashayer Gheyath (UAE)

- **Challenges in disease diagnosis by echocardiography, the role of the echo lab.** (Grace Verzosa, MD - USA) 
- **Differentiating ischemic vs. non-ischemic cardiomyopathy** (Bassam Bulbanat - Kuwait) 
- **Strain in pediatric cardiomyopathy- fact or fiction** (Bhat Aarti - USA) 
- **Noncompaction Cardiomyopathy** (Shantanu Sengupta, USA) 

## Hall A

### WORKSHOP 3 : GLS AND MCE






#### Chairs

**Mohammed Khalil (UAE)**

Smadar Kort (Krassimira)

Hristova, Joseph Maalof (USA)

Yousef Nosir (KSA)

- **MCE Clinical Application** (Yousef Nosir – KSA) 
- **Global longitudinal strain (GLS) in diagnosis and prognosis** (BERNARD COSYNS - Belgium) 
- **When do I have to use strain imaging in clinical practice?** (Laila Elife – Turkey) 
- **Echocardiography for Right Ventricular Function including Strain Echocardiography** (Hector Villarraga - USA) 
- **Role of Ultrasound Enhancing Agents in the diagnosis of Cardiovascular Diseases in 2026 and beyond** (Wilson Mathias Jr - Brazil) 



10:00 - 11:30







## Hall B

### WORKSHOP 4 : CHD

#### Chairs

**Rizwan Ahmad (UAE)** ,Ahmad El Kamaly (UAE)

Raghda Elgoneimy (Egypt), Anita Sadeghpour (USA)

- **Echo Roadmap for Congenital Heart Disease: Segmental approach for simple and complex CHD** (Anita Sadeghpour - USA) 
- **Structural heart disease from the congenital heart perspective** (Bhat Aarti – USA) 
- **Imaging and intervention in Children with CHD** (Raghda Elgoneimy – Egypt) 
- **Fetal echocardiographic predictors of outcomes in critical congenital heart disease** (Anitha Parthiban) (USA) 
- **Fetal echocardiography Screening** (Suzan Biomy – Egypt) 
- **Echocardiography in management of hypoplastic left heart syndrome** (Rajesh U. Shenoy- USA) 



Metabolic Cardiomyopathy: A Neglected Diagnosis,  
Pasquale Palmiero, **Italy**

Obesity Cardiomyopathy Global Trends,  
Anand Chockalingam, **USA**

Advancing the care of HF & T2DM,  
Osama Elmaraghy, **Egypt**

Metabolic Burden on the Heart : Linking Diabetes, Obesity, and  
Heart Failure, Hassan El-Tamimi, **UAE**

The molecular mechanisms of SGLT2 inhibitors in cardiac  
remodeling, Najah Hadi, **Iraq**

Obesity and DM : Zooming on cardiovascular risk control with GLP1-  
RA in DM, Osama Elmaraghi, **Egypt**

- **Industry Symposium 1**

- **11:30- 12:30 AM**

- **Hall A & Hall B**

- **Cardiometabolic, Obesity & DM**

- **Chair : Sherif Baathallah, USA**



# Official opening ceremony

14:00-14:15 PM

## Chairs






Firas Badarin 

Galal Elkilany 

Wael Almahmeed (UAE) 

14:15-15:30 (Hall A & B)

## Plenary session II Novel Application of Echocardiography )

- **Noninvasive Assessment of Epicardial Adipose Tissue: A clinical biomarker of cardio-metabolic risk** (Navin C Nanda, USA) 
- **3D echo for guidance of tricuspid valve and other Interventional Echo Procedures** (Sunil Mankad, USA) 
- **Integrating the newest comprehensive strain algorithm in routine echocardiographic exams** (Christian Breburda, USA) 
- **Therapeutic US : Sono thrombolysis. A new form of therapy for thrombotic diseases** (Wilson Mathias Jr ,Brazil) 
- **Collaborative robots in the echocardiography laboratory** (Harald Becher, Canada ) 

## Hall A



15:30 - 16:30






### Concurrent session 1 (VHD)

*Aortic Regurgitation: Beyond the Water Hammer Pulse.  
New insight in Aortic Regurgitation*

#### Chairs

Juwairia Al Ali (UAE)

Nanda & Rekha Mankad (USA)

- **Echocardiography for Aortic Regurgitation: State of the art Mechanism and Quantification** (Heba Wassif, USA) 
- **Stress echo for valvular heart disease with focus on Aortic regurgitation** (Smadar Kort, USA) 
- **CMR in Aortic regurgitation , an evolving role** (Allison Hays, USA) 
- **Bicuspid aortic valve and aortic regurgitation do the same rules apply** (Vera Rigolin USA) 
- **Time to intervene in aortic regurgitation are we too late?** (Dr. Zoghbi , USA) 

## Hall B

### Concurrent session 2 (IHD)


*Diagnosis of CAD and complications*

#### Chairs

Galal EN Elkilany, USA

M Salah, UAE

J Kasprzak ,Poland

- **Assessment of mitral regurgitation in ischemic heart disease : Are we expanding intervention criteria in functional MR?** (Jaroslav Kasprzak, Poland) 
- **MPI in IHD** (Amolak Singh, USA) 
- **Role of Stress Echocardiography in coronary artery diseases and other clinical application** (Wilson Mathias Jr ,Brazil) 
- **Cardiac CT in coronary artery disease** (Mahi Ashwath, USA) 

## Hall A





### Concurrent session 3 (CM)

*Hypertrophic cardiomyopathy*

#### Chairs

Hussam Ghalib (UAE)

Hadi Skouri (UAE)

- **HOCM new guidelines: how imaging guide therapy** (Miland Desai , USA) 
- **Systemic assessment of the thick LV phenocopies of HCM** (Hani Sabbour, UAE) 
- **Echocardiography for Hypertrophic Cardiomyopathy** (Juseph Maalof, USA) 
- **Hypertrophic cardiomyopathy, clinical care and new advances** (David H. Hsi, USA) 




16:30 - 17:30


## Hall B

### Concurrent session 4 (Systolic & Diastolic Function) *Systolic and Diastolic function*

-  
Chairs: Amrish Agarwal (UAE), Safaa Almuhdar (UAE)

**Pediatric Heart failure is not just 'adult' heart failure in kids!** (Bhat Aarti, USA) 

- **Advances in echocardiographic imaging in heart failure.: From phenotyping and risk stratification to guiding therapeutic decision-making.** (Silvana Jovanova, Macedonia) 

- **Echocardiographic Shear Wave Elastography to assess LV diastolic function** (Jens-Uwe Voigt, Belgium) 

- **AI aided diastolic staging in clinical Echo examinations ?** (Christian Breburda, USA) 

- **Challenges in the diagnosis of HFpEF** (Magdy Abdelhamid, Egypt) HFA of ESC 

### **Chairs**

Heba Wassif (USA)  
Khalid Ziada (USA)  
Laura Young (USA)  
Abdullah Shehab (UAE)








**5:30-6:30 PM**

**Hall A&B**

# **Cleveland Clinic Faculty Session I CAD Updates**





**Lunch & Prayer break  
12:30-14:00**

- **New guidelines of ACS** (Jaqueline Tamis  
- **Microvascular disease: syndrome X is here**  
(Khalid Ziada, USA) 
- **ASCAD : Current updates in diagnosis and management** (Leslie Cho, USA) 
- **CTO:**   
**When and how to intervene** (Laura Young, USA)


**Day 2: SATURDAY April 4th**




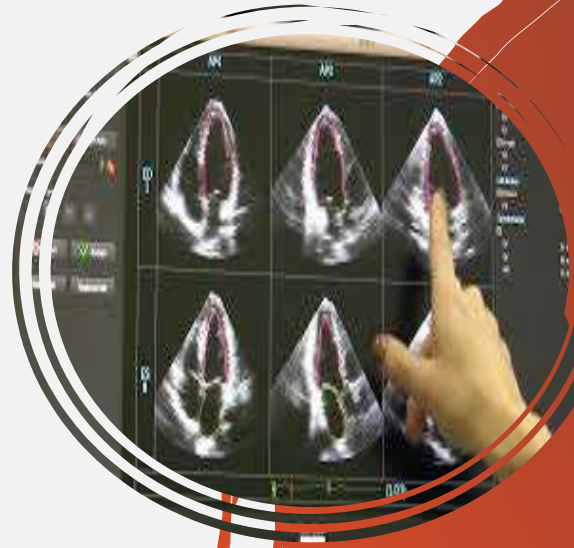
- **Artificial Intelligence in our world and in Cardiac Imaging: Is AI soon better than us** (Bernhard Mumm, Germany) 

- **Advancements in artificial intelligence and neural networks for cardiac pain diagnosis and echocardiography** (Virginia Michelis, Uruguay) 

- **Artificial Intelligence in Valvular Heart Disease and Cardiac Ultrasound: Current Status and Future Directions** (Anita Sadeghpour, USA) 

- **Augmented intelligence: role of cardiologist in AI-empowered care,** (Federico Asch, USA) 

- **Newest AI integrated echo for analysis and reporting,** (Christian Breburda, USA) 



 **8:00 - 9:30**

## Plenary session III (AI in Echo)

### Chairs

Ahmad Serafy, UAE 

Federico Asch, USA 

**Samer Ellaham,**  **UAE**

Bernhard Mumm, Germany 

- **Interventional Echo guidance for LAA Closure**  
(Walid Kadro , UAE) 🇦🇪

- **Echocardiography for Complication of TAVI**  
(Joesph Maalouf, USA) 🇺🇸

- **The Role of the Interventional  
Echocardiographer in Complex Mitral Valve  
Interventions** (Yaser Nemsha, KSA) 🇸🇦

- **2D and 3D TEE Mitral Valve in Valve  
Implantation for Mitral Bio-Prosthetic  
Dysfunction** (Ming Hsiung , Taiwan) 🇹🇼



# Hall C

## 9:30 - 10:30

### IE

#### Chairs

Ahmad Bafadel, UAE

Saif Abdel Rahman UAE



## Hall A

### Concurrent session 5 (IE)





*TEE before and during TEER (Trans catheter edge to edge repair)*

#### Chairs

Anita S, USA

Ahmed Bafadel (UAE)

Muhammed Saric, USA

- **Updates on Selection of Patients for TEER** (Federico M Asch, USA) 
- **Intra-procedural Assessment of TEER: Crucial Steps** (Vuyisile Nkomo, USA) 
- **New horizon in Transcatheter Mitral Valve Implantation/Replacement (TMVR)** (Yaser Nemshad KSA) 
- **Multimodality Imaging for Transcatheter Native Mitral Valve Replacement**, (Domenico Galzerano, MD, Italy) 








9:30 - 10:30

## Hall B

### Concurrent session 6 (SP) ACHD






**Chairs:** Rizwan Ahmad (UAE), Mohammed Khalil (UAE)

- **Acquired heart disease in Adults CHD**, (Reema Chugh, USA) 
- **Adult Heart failure in corrected CHD**, (Afsoon Fazlinezhad, USA) 
- **Management of Adult ASD, role of Imaging in RV Assessment**, (Mehmet serdar küçükoğlu, Turkey) 
- **Congenital MV disease**, (Ramak Rishnan, USA) 
- **Multi-modality imaging of the adult** with (Fontan Palliation. Anitha Parthiban, USA) 

## Hall A

### Concurrent session 7 (IE)

*Interventional Echocardiography*

- **Echocardiography for Tricuspid Valve Interventions** (Vuyisile Nkomo, USA) 
- **Role of ICE in Structural Valve Intervention** (Ryan Raissi USA) 
- **Transcatheter Tricuspid Valve Replacement selection and intraprocedural navigation** (Muhammed Saric ,USA) 
- **Tips and tricks in echocardiographic assessment of EVOQUE tricuspid valve** , (Afsoon Fazlinezhad, USA) 
- **3D TEE before mitral valve repair** (Fabiola Sozzi , Italy) 




10:30 - 11:30


## Hall B


### Concurrent session 8 (HF)

*Critical care and shock*


**Imaging in intensive care units** (Hatem Soliman Aboumarie, UK) 

**Echo for cardiogenic shock: Complications of myocardial infarction** (Sunil Mankad, USA) 


**Right Ventricular strain in Acute and Subacute Pulmonary Embolism undergoing catheter driven thrombolysis** (Ravindra Bhardwaj, USA) 


**The role of TEE vs CT in Acute Aortic Dissection in ER** (Mostafa Abdrabou, Cairo University) 

- **Three-Dimensional Echocardiography Advancing Empirical Approaches to Mitral Valve Repair toward a Quantitatively Predictable Modern Reconstructive Surgery** (Raffaele De Simone, Germany) 

- **Echocardiography for Complication of TAVI** (Joesph Maalouf, USA) 

- **Procedural Imaging for Mitral TEER, Bilge Duran** (Karaduman, Turkey) 

- **2D Echocardiography Assessment of Ischemic Mitral Regurgitation: From Mechanism to Management** (Arnold Pasia, Philippines) 

- **Management of prenatal congestive heart failure guided by fetal echocardiography** (Jim Huhta, USA) 



**Hall C**

**Saturday 4<sup>th</sup>  
April 10:30 -  
11:30**

**Interventional cardiologist &  
Cardiac Surgeon “ TEER &  
TAVR**

## Hall A








11:30 - 12:30

### Industry symposium 2 (World Hypertension League) Session

*Arterial Hypertension and CVD*






#### Chairs

Bassim I Mohammad, Iraq, Abdulla Shehab , UAE  
Badr Almoustafa, KSA, G Cornelsen , USA

- World Hypertension League guidelines ,(Badr Almoustafa, )
- Correlation of chronobiology to Hypertension (Germaine Cornelsen USA) 
- Hypertension in Diabetic patients :chronic problem with new insight (Mohamed Ibrahim, UAE) 
- Management of Arterial Hypertension in High-Risk Population (M Salah, UAE) 
- The usefulness of advanced echocardiographic modalities in the evaluation of patients with arterial hypertension. (Silvana Jovanova, Macedonia) 
- Chrono-Genetic and Circadian Determinants of Blood Pressure in Pregnant Women: A Precision Approach to Early Preeclampsia Diagnosis, Ghizal Fatima, India

## Hall B

### Read with the expert I: Cardiomyopathy & HF Session

- **Novel Doppler echocardiographic modalities in evaluation of patients with DCM** (Silvana Jovanova, Macedonia) 
- **Core Imaging Modalities in Heart Failure – Updated Approaches** (Hala Mahfouz ,Yacoub Foundation, Egypt) 
- **Athlete's Heart vs Cardiomyopathy: how to differentiate ?!** ( Maurizio Parato, Italy) 
- **Differential Diagnosis of dyspnea detected by echocardiography** (Abdullah Al Shafi Majumder, Bangladesh) 
- **Right heart failure and pulmonary hypertension,** (Elizabeta Kostovska Srbinovska, USA) 







**Hall C**

**Saturday 4<sup>th</sup> April 2026**

**Recent Advances in  
Echocardiography and allied  
techniques I**



**11:30-12:30**

- **An international registry for Isolated left ventricular apical hypoplasia as a preliminary step toward expanding the current CMP classification** (Victoria Skidan , Russia) 
- **Therapeutic echocardiography of myocardial ischemia update on sono- thrombolysis in clinical studies** (Harald Becher, Canada ) 
- **Identification of six stages of Atherosclerosis by CCTA** (Ram Singh, India) 
- **Red flag in imaging of cardiac amyloidosis** (Hani Sabbour, UAE) 
- **Echocardiography in acute heart failure** (Elizabeta Srbinovska, USA) 
- **Late gadolinium enhancement (LGE), T1/T2 mapping, extracellular volume (ECV)** (Fawaz Abdulaziz M Alenezi ,USA) 



Hall A&B

## LUNCHEON PANEL

*Plenary Session IV : Multimodality*

Imaging in HFpEF

12:30-13:30


### Chairs

Magdy Abdelhamid, Egypt 

W Almahmeed, UAE 


Galal Elkilany, USA 

- Updated diagnostic algorithms incorporating echo, MRI, and invasive tests (Firas Badarin, UAE) 

- Update from the recent ASE Diastolic Function Guideline Document, (Vincent L. Sorrell, USA) 

- Imaging phenotypes of HFpEF (Mehrdad Jafari, Iran) 

- The changing role of stress echocardiography (Harald Becher, Canada) 


- CMR in heart failure with preserved ejection fraction (Begum Uygur, Turkey) 


## Chairs

Hani Sabour, UAE

Jan Fedacko, SI

**Sherif Baathalah, USA**

- **High risk ECG and SCD in athletes and young** (Hani Sabour, UAE) 

- **The Role of Multimodality Imaging in Prediction of SCD Adults with Congenital Heart Disease** (Reema Chugh, USA) 

- **Hereditary cardiomyopathies in patients at risk of SCD** (Viktoria Skidan, Russia) 

- **Multimodality imaging in Arrhythmogenic Mitral Valve Prolapse and Mitral Annular Disjunction** (Begum Uygur ,Turkey) 



# 13:30 – 14:30

## Read with the Expert Session III

Hall A&B

***Predictors of SCD in  
Cardiomyopathies and MVP***







## Hall A

### Concurrent session 9 (VHD)

*Advanced valvular heart disease*

#### Chairs

Fabiola Sozzi. Italy  
Bernard Cosyns, Belgium  
Heba Wassif, USA

- **How to assess Aortic Stenosis: Pitfalls and Precautions** (Chittur Sivaram, USA) 
- **Aortic valve cases, what would you do ?** (Heba Wassif, USA)  **Cleveland Clinic**
- **Aortic Stenosis: Different Hemodynamic Variants and Pearls of Assessment in Atrial Fibrillation** (Vuyisile Nkomo, USA) 
- **Time to intervene in asymptomatic aortic stenosis?** (Bernard cosyns, Belgium) 



14:30 - 15:30






## Hall B

### Concurrent session 10 (SP)

*Cardio-onc. and Cardio-obs*

#### Chairs





Manyoo Agarwal (UAE)  
Hector Villarraga, USA  
Vectoria, Russia

- **The role of cardiac imaging in the evaluation of radiotherapy associated heart disease** (Sibel Enar, Turkey) 
- **Artificial Intelligence in Strain Imaging: Early Prediction of Chemotherapy-Induced Cardiotoxicity** (Aiman Smer, Cleveland Clinic, UAE) 
- **Echocardiography and Cardio-Oncology: Friend or Foe?** (Hector Villarraga, USA) 
- **Cardiomyopathy, myocardial infarction and valvular heart disease in pregnancy and postpartum** (Reema Chugh, USA) 
- **Prevalence of Rheumatic Heart Disease and Other Cardiovascular Diseases Among Pregnant Mothers in Tertiary Care Hospitals, Rajasthan – An Echocardiography Study** (Rajababu Panwar, India) 

## Hall A

### Concurrent session 11 (CM)

*Pericardial diseases*

- **Constrictive Pericarditis** (Rekha Mankad, USA) 
- **Pericardial disease and radiotherapy** (Bernard Cosyns, Belgium) 
- **Echocardiography for Pericardial Tamponade and Pericardiocentesis** (Vuyisile Nkomo, USA) 
- **Autoimmune Pericarditis** (Heba Wassif, USA) 








15:30 - 16:30

## Hall B

### Concurrent session 12 (SP)

*Endocarditis & Masses (Tumour)*

- **Infective endocarditis - echocardiography in detecting patients at risk for poor outcomes risk,** (Elizabeta Srbinovska, USA) 
- **PET imaging in the diagnosis of Endocarditis.** (Ahmad Sami Abu Zaid (UAE)) 
- **Libman-Sacks Endocarditis: new insights from literature** (Vito Maurizio Parato, Italy) 
- **Rare intracardiac tumor,** (Debasish Roychoudhury, USA) 
- **Percutaneous mechanical aspiration for endocarditis (new AHA statement),** (Evin Yucel, USA) 

## Hall A

### Session 13

*Read with the Experts 3 (Cleveland Clinic Faculty  
Session, Abu Dhabi-UAE & Ohio, USA)  
Myocardial and Pericardial Disease . State of the Art*

#### Chair

Heba Wassif

#### Moderator

Firas Al Badarin

- **Hypertrophic cardiomyopathy, current practices with myosin inhibitors and myomectomy.** (Miland Desai)
- **Sarcoid cardiomyopathy, the great imitator, diagnosis and management.** (Christine Jellis)
- **Pericardial disease : New strategies of Management. Case based** (Allen Klein)
- **Myocarditis in 2025 : Diagnosis and Management** (Andrew Higgins)



16:30 – 17:30

## Hall B

### Recent Advances in Cardiac Imaging II

- **POCUS: Point of Care Ultrasound: Role in Patients with Dyspnea and Hypotension** (Sunil Mankad, USA)
- **Mitral regurgitation mechanisms and percutaneous treatment options** (Federico M Asch, USA)
- **Prosthetic Valves** (Leon Frazin, USA)
- **Implementing Drug-Coated Balloons in Modern PCI, when intra vascular imaging is not adequately used for stent deployment** (Abdullah Shehab, UAE)
- **Reversible Mitral valve dysfunction in sub clinical in Rheumatic Heart Disease : A marker of timely intervention.** (Veer Bahadur Singh, India)

**Day 3: Sunday April 5th**

# Hall A

## Concurrent session 14

*Read with the expert session 5*

*Intra-op TEE- Echo guidance to Surgeon*

*Faculties from Mayo Clinic II & MEDSTAR CARDIOVASCULAR*

- **Intra-operative TEE : Interesting Cases**  
(Ahmad Salehi Omran , Canada) 🇨🇦
- **Perioperative Echocardiography : Case Studies** (Sunil Mankad, USA) 🇺🇸
- **Echocardiography for Mitral Clip: Simple and Complex Cases** (Vuyisile Nkomo, USA) 🇺🇸
- **Perioperative Echocardiography, Take Home Message.** (Anita Sadeghpour, USA) 🇺🇸
- **Echo in TAVR** (Majo Joseph, Australia) 🇦🇺



8:00 - 9:00

# Hall B

## Concurrent session 15 (HF)

*Evaluation of the right side*

### Chairs

**Manyoo Agarwal (UAE)**

- **RV function and morphology: how to study this chamber?** (Olga Virz, Italy) 🇮🇹
- **Pulmonary valve assessment in depth,** (Tuğba kemaloğlu öz, Australia) 🇦🇺
- **Tricuspid valve evaluation prior to intervention,** (Abdallah Almaghraby, UAE) 🇦🇪
- **New approaches in treating Tricuspid regurgitation** (Pepe Zamorano, Spain) 🇪🇸

**9:00-10:00 AM**

## **Industry symposium 3 (Hall A & B)**

**ASCVD and Lipidology Insights into atherosclerosis : Imaging and Intervention**

**Pre-clinical detection of atherosclerosis "Imaging" Galal EN El-Kilany, USA**

**The integration of IVUS & CT for CAD treatment., Fekry El Deeb, UAE**






**The Vulnerable Plaque , What is new? Maurizio Campaniello, Italy**

**Repatha: Evolocumab : New insight in CVD risk reduction**

**Updates in the management of familial hypercholesterolemia pcsk9I : Alirocumab (Praluent),**

**Leqvio (siRNA) efficacy in ASCVD**



- **Intracardiac echocardiography for structural heart procedures**, (Ryan Raissi, USA) 
- **TEE Ids**, (Leon Frazin, USA) 
- **The role of 3d echo in our daily practice**, (Tuğba kemaloğlu öz, Australia) 
- **Most Interesting Cases from CASE**, (Vincent L. Sorrell, USA) 
- **RV, the neglected chamber : Comprehensive assessment beyond TR velocity**, (Hani Sabbour, UAE) 

Hall C

**SUNDAY DAY 3**



**9:00-10:00**

**Educational Course –  
Advanced**







## Hall A

### Concurrent session 16 (WD)

*Prosthetic Valve Evaluation, A New Era with Many Options*

#### Chairs

Heba Wassif , William Zhogbi  
Sunil Mankad

- **Prosthetic valves malfunction, a walk through the guidelines** (William A. Zoghbi, USA) 
- **Echo assessment of mitral and aortic prosthetic valves dysfunction** (Vera Rigolin, USA) 
- **Para valvular leak diagnosis and management : redo surgery versus PLV closure** (Ahmed Bafadel , UAE) 
- **Prosthetic valve thrombosis: Surgery or Thrombolysis** (Raffaele De Simone, Germany) 







10:00 – 11:00

## Hall B

### Concurrent session 17 (SP)

*Imaging in Special Groups and Sports Cardiology*





- **Holistic Patient Preparation for Advanced Cardiovascular Imaging: An Integrative Psychological Approach** (Agnieszka Wilczynska, Poland) 
- **CMR to predict cardiac mass malignancy: Case series** (Nilda spinola-Zavaleta, Mexico) 
- **Cardiomyopathy, myocardial infarction and valvular heart disease in pregnancy and postpartum** (Reema Chugh, USA) 
- **Imaging Protocols for HFpEF in young cardiometabolic patients** (Anand Chockalingam, USA) 
- **The Cardiovascular Revolution: Causes of Gender Differences and Lag in Life Expectancy Dynamics**, Aminat Magomedova, Russia 

Hall C



**10:30 - 11:30**

## **Recent Advances in Cardiac imaging & Surgery III**

- **Parametric Functional and Dynamic Echocardiographic Imaging of Mitral Valve Anatomy for Quantitative Assessment of Prolapsing Leaflet Area and Coaptation Surface,** (Raffaele De Simone, Germany ) 
- **RV in CHD From fetus to adult imaging management,** (Suzan Biomy, Egypt) 
- **Echocardiographic risk stratification of pulmonary embolism patients for thrombectomy** (Hanumanth Reddy, USA) 
- **The Role of Multimodality Imaging in Arrhythmogenic Mitral Valve Prolapse: A Focus on Sudden Cardiac Death Risk,** (Mohammad Alakchar, USA) 
- **Contraindications to MITRAL TEER in severe MR** Sameer Shrivastava, India

## Industry symposium 5

**Chair : Mahir Jallo,  
UAE**

### **Cardiometabolic Syndrome in 2026**

Gene Therapy in Diabetes Induced Cardiomyopathy,  
Manal Smail, Algeria & Jaipaul Singh, UK



**11:30 – 12:30**

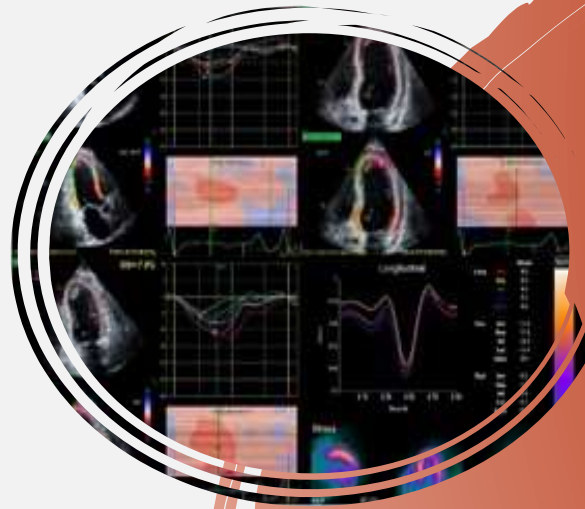
## **Industry symposium 4**

### **Cardiorenal and T2DM**

**Zooming on Cardio-renal  
metabolic risk control with GLP1-  
RA in Diabetes, (Osama El Amraghi,  
Kuwait) **

## Chairs

Joseph Maalouf  
Sunil Mankad



- **Current Role of LV Strain & LA Strain Echocardiography Imaging in 2026** (Hector Villarraga)
- **Point of Care Ultrasound: Role in Patients with Dyspnea and Hypotension** (Sunil Mankad)
- **Restrictive physiology cardiomyopathy vs Constrictive Pericarditis** (Joseph Maalouf)
- **Echocardiography for Quantification of Mitral Regurgitation** (Rekha Mankad)

Hall A&B

 **12:30 – 13:30**


**Read with the Experts 4** (Mayo Clinic  
Faculty , Rochester, USA) 


*Recent Advances in  
Echocardiography & Strain Imaging*

Hall C

**Could digital technologies transform healthcare in XXI century?** (Simon Matskeplishvili, Russia ) 

**How to assess TR in 2026?** , (Zamorano, Spain) 


**Mitral valve prolapse - specific markers of increased risk of sudden cardiac death,** (Elizabeta Kostovska, USA) 


**Three-Dimensional Echocardiography in Infective Endocarditis: A Game Changer** (Domenico Galzerano, MD, Italy) 

**Plaque analysis by cardiac CT,** (Valeria Pergola, Italy) 


 **12:00 - 13:00**

**Recent Advances in  
Echocardiography &  
Allied Techniques IV**

- **Cardiovascular Risk Assessment in US Subjects Deployed to Antarctica.** (Masood Ahmad, USA) 

- **Common disorders of aortic root seen in clinical practice,** (Satish Parashar , India) 

-**Chronic aorta pathology: role of echo for risk stratification,** (George Athanassopoulos, Cyprus) 

- **Echo Imaging of LVAD,** (Ming Hsiung, Taiwan) 

- **Echo guidance in Mitral valvuloplasty,** (Majo Joseph, Australia) 

- **AI in CV imaging -an update in 2026 ,** (Nurgül keser ,Turkey) 

Hall C





**13:00-14:00**

- **Interesting Case Presentation**

**Chairs**

Rajeev Gupta, (UAE) 

M Ibrahim , (UAE) 

K Hristova, (Bulgaria) 






## Hall A



13:30 – 14:30

### Concurrent session 18 (CM)

*Cardiac amyloidosis & Infiltrative-Restrictive Cardiomyopathy*

- **Role of multi-modality imaging in cardiac sarcoidosis & infiltrative cardiomyopathy?** (Talal Alnabelsi, USA) 
- **Multimodality Imaging (Echo, CCTA, and CMRI) in Fabry's Disease & DD From other Infiltrative CM** (Hamed Oemar, Indonesia) 
- **Strain Imaging in cardiomyopathy, Krasimira Hristova** (Sophia , Bulgaria) 
- **Cardiac Amyloidosis : Diagnosis and management : tafamidis (VYNDAQEL)**





## Hall B

### Concurrent session 19 (HD)

*Multi Modality Session \*MPI, CT, MRI, Echo-STE, IVUS"*

#### Chair

Ahmad Serafy, UAE  
A Shehab, UAE  
Ram Singh, India

- **SPECT/PET in viability assessment and ischemic burden** (Amolak Singh, USA) 
- **MRI in ischemic cardiomyopathy** (Mahi Ashwath, USA) 
- **Leveraging CT Imaging for Personalized intervention in CAD** (Abdullah Shehab, UAE) 
- **Beyond GLS: Regional strain analysis in different pathologies** (Jens-Uwe Voigt, Belgium) 
- **State of the art clinical application of Intravascular imaging** (Dr. Fekry El Deeb, UAE) 