

November 2021 Newsletter



Child Enrichment Center

"You won't know how refreshing a puddle can be unless you take a moment to jump in and see"

Dear Parents,

Unfortunately our annual Thanksgiving Feast will not be open to family and friends again this year.

Laurie

KIDDOS

Birthdays

Ellie Casciaro

11/3/2018

Jude Barhoumi

11/4/2016

Rashad Murphy

11/5/2013

Taylon Bowman

11/7/2013

Lyla Dees

11/8/2018

Harrison Allen

11/17/2020

Paisley-Anne Debrabant

11/27/2019

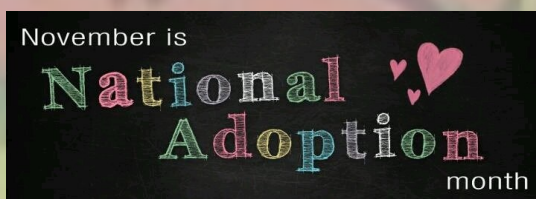

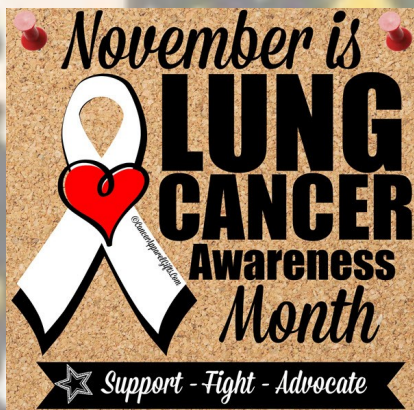
Boice Brown

11/29/2020



Important Dates

- November 1— All Saints' Day
- November 1— Daylight Saving Time Ends
- November 1 — National Author's Day
- November 3 — Election Day
- November 4 — King Tut's Tomb Discovered (1922)
- November 8— National STEM Day
- November 10 — Sesame Street Premiered on PBS (1969)
- November 10 — Science Day for Peace & Development
- November 11— Veterans Day
- November 13 — World Kindness Day
- November 14 — World Diabetes Day
- November 14 — Diwali
- November 15 — America Recycles Day
- November 16— International Day for Tolerance
- November 19 — Lincoln's Gettysburg Address (1863)
- November 21— World Hello Day
- November 21 — Mayflower landed at Cape Cod (1620)
- November 26 — Thanksgiving **(CLOSED)**
- November 27 — Black Friday **(CLOSED)**
- November 28— Small Business Saturday
- November 30 — Cyber Monday





Employee of the Month



Karen Williford is our November employee of the month! Thank you for all your hard work and dedication! We are so lucky to have you as part of our family!

Congratulations!

KEEP YOUR DOG SAFE THIS THANKSGIVING

DON'T

share the dark meat, since it's richer and more calorically-dense than the white.

DON'T

give your dog turkey skin – it's a stomach ache waiting to happen. And in large amounts, it's an invitation for pancreatitis.

DON'T

toss them turkey bones – they're brittle and can lodge themselves into your pup's throat, stomach or intestines.

DON'T

give them gravy – it's too rich for the delicate canine stomach.

DO


share a little bit of white meat with your dogs, but only in treat-sized increments.

A message from your friends at **dogster**

KEEP YOUR DOG SAFE THIS THANKSGIVING



AVOID



SAGE and other herbs and essential oils can cause stomach upset and other complications.



ONIONS can lead to a threatening form of anemia which can go undetected until it's too late.



COOKED BONES are brittle and fragments can lodge themselves in a dog's intestines.



SKIN fat content and added oils and seasonings make it a bad choice for your pup.




GRAVY fatty foods and trimmings are known to cause pancreatitis in dogs.

SHARE



CRANBERRIES In small amounts, less sugary cranberry concoctions serve up vitamin C and antioxidants.



TURKEY however, only in treat-sized portions. Also, make sure the turkey contains no bones, and white meat is better.



PUMPKIN plain cooked or canned pumpkin is a sweet treat, but don't feed your dogs pumpkin pie filling!



PLAIN MASHED POTATOES unless your recipe is full of butter and seasons, plain mashed taters are a treat.



YAMS Plain yams are rich and full of fiber, which is good for dogs.



A message from your friends at **dogster**

The Crafty Corner

Cup on the Cob



1. Cut an oval corncob shape slightly larger than the **paper cup** out of yellow **construction paper**. With **crayons**, draw kernels on the paper. Glue to the front of the cup.
2. Cut a piece of **crepe paper**, 11 inches high by 12 inches long (this may vary depending on size of cup). Glue the crepe paper around the cup to create the corn husk. Crinkle and gather the paper at the top as you glue around the cup.
3. Fill a **snack bag** with popcorn and place inside the cup. Gather the top of the crepe paper and tie with a piece of **raffia**.

Easy Nature Notecards Craft for Kids

1. Scout the backyard for a round or oval leaf.
2. Lightly paint one side with orange poster paint. Press onto the bottom half of a sheet of construction paper, then carefully remove.
3. With a small paintbrush add a stem. Let dry. Fold paper in half, and use as notepaper.

