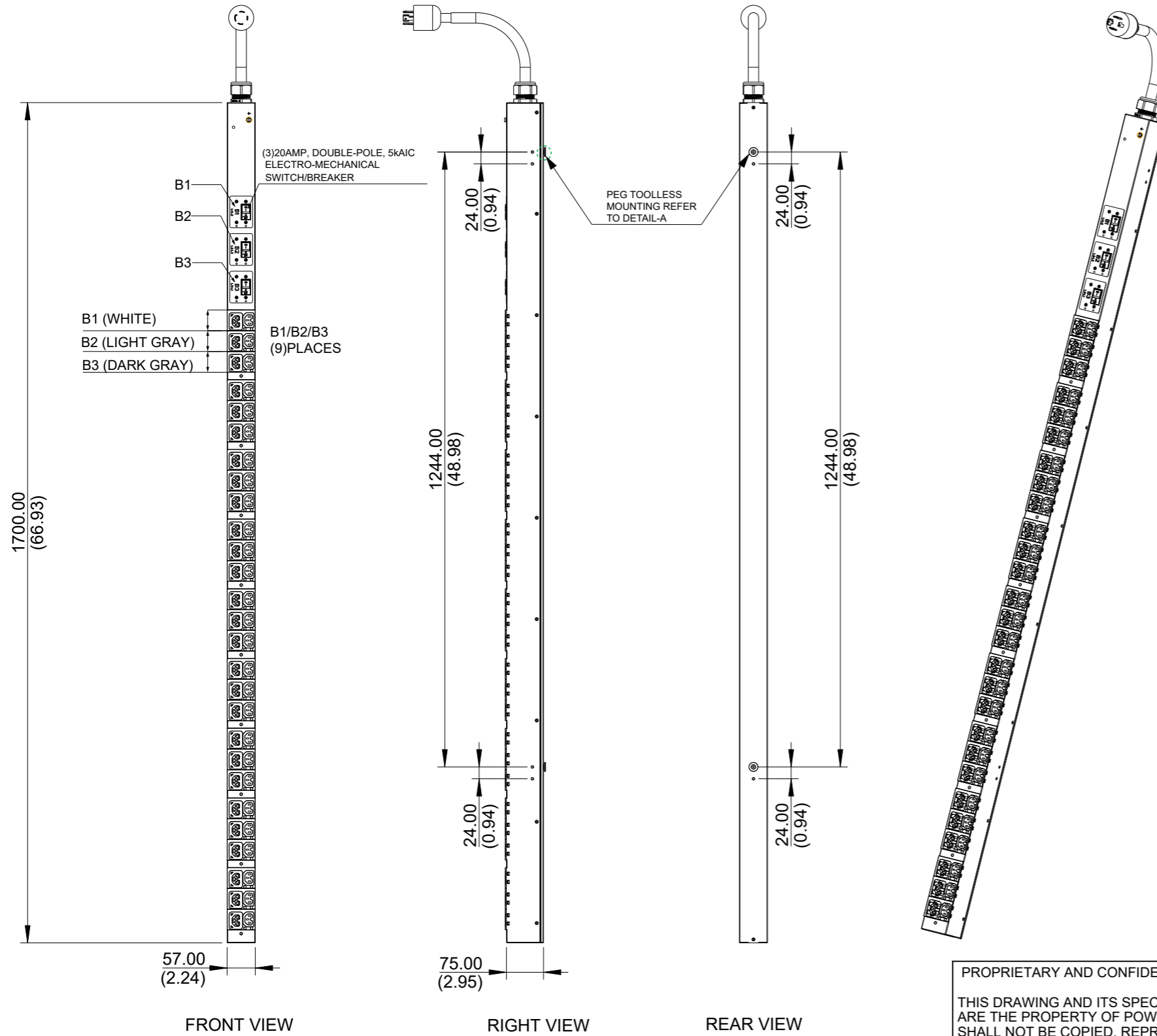
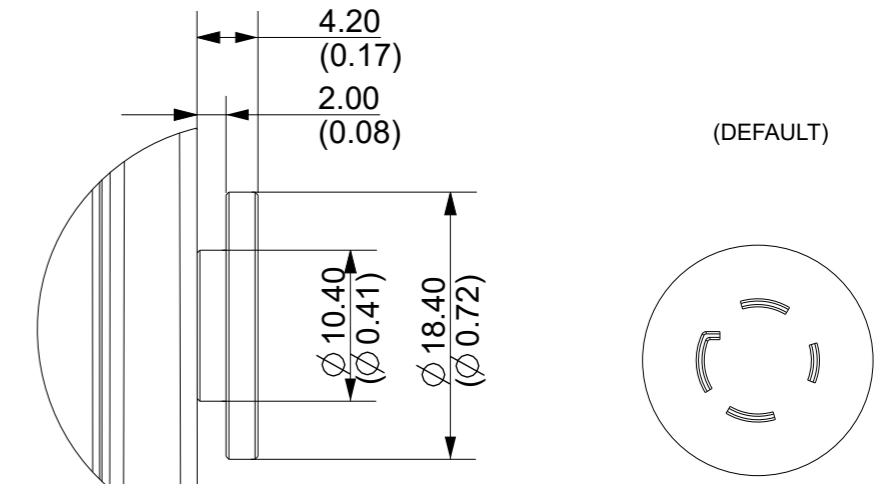
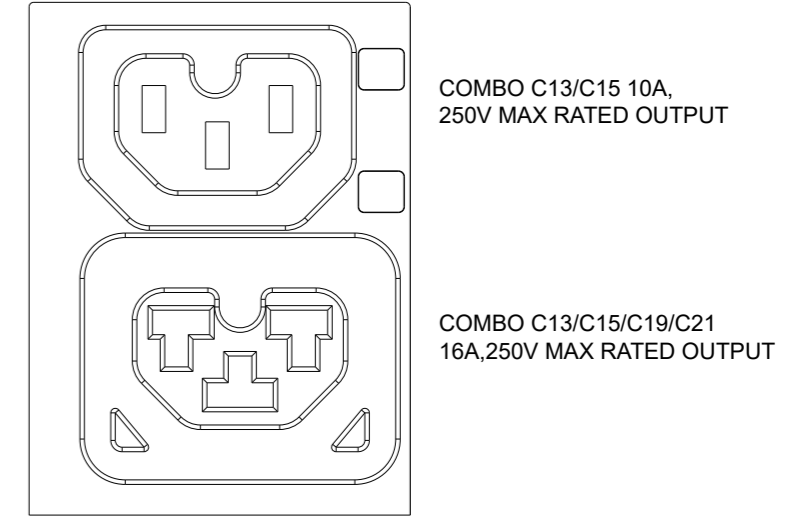


NOTES:

1. INSTALLATION SHALL COMPLY WITH ALL APPLICABLE NATIONAL, STATE AND LOCAL ELECTRICAL CODES.
2. REFER TO PRODUCT DOCUMENTATION FOR ADDITIONAL DETAILS PRIOR TO INSTALLATION AND PREPARATION WORK.
3. UNLESS OTHERWISE SPECIFIED, ALL DIMENSIONS ARE IN MILLIMETERS [INCHES].
4. UNIVERSAL MOUNTING BRACKET IS AN ALTERNATIVE MOUNTING METHOD TO THE TOOL LESS MOUNT FOR 3RD PARTY ENCLOSURES, BRACKET IS PROVIDED WITH THE UNIT.



REV.	DESCRIPTION	DATE	APPROVED
01	INITIAL RELEASE	2026/04/15	TomZhong



DETAIL-A
PEG TOOL LESS MOUNTING
ENLARGED VIEW

(DEFAULT)

NEMA L15-30P 3P 4W
(NAM ONLY)
240V MAX RATED INPUT
30A(24A DERATED)(NAM)/30A(JAPAN)

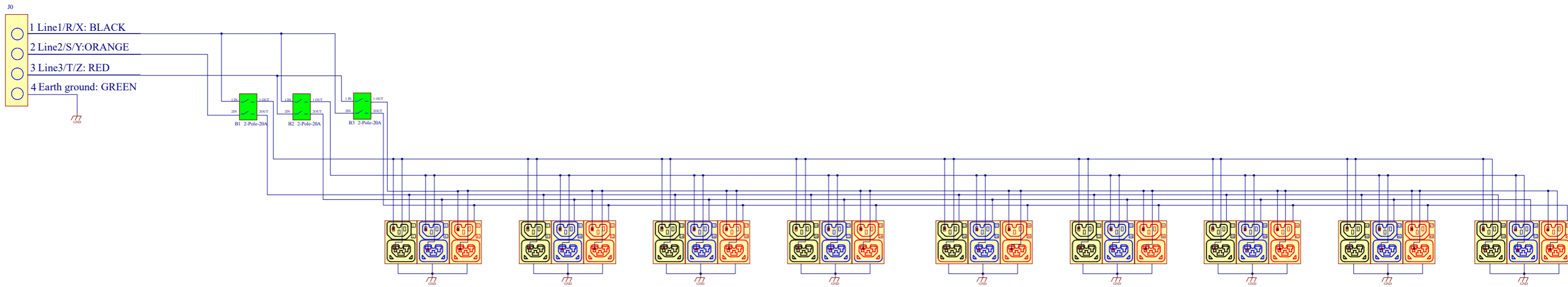
PROPRIETARY AND CONFIDENTIAL

THIS DRAWING AND ITS SPECIFICATIONS ARE THE PROPERTY OF POWENOVO AND SHALL NOT BE COPIED, REPRODUCED, OR USED IN WHOLE OR IN PART, AS THE BASIS FOR THE MANUFACTURE OR SALE OF ITEMS WITHOUT THE WRITTEN PERMISSION FROM POWENOVO. THIS DRAWING IS BASED UPON THE LATEST AVAILABLE INFORMATION AND IS SUBJECT TO CHANGE WITHOUT NOTICE

LINEAR TOLERANCE		ANGULAR TOLERANCE		TITLE:			POWENOVO			
<30	±0.1	< 30°	±0.5°	Advantage Series BASIC						
>30 to < 60	±0.2	>30° to < 90°	±1°	DRAWN BY	TomZhong	2026/04/15	PART NO:	P3B54V30A		
>60 to < 100	±0.30	> 90°	±1.5°	APPROVED BY	Roy Rong	2026/04/15	MATERIAL	NA	REV.	01
>100 to < 150	±0.40	UNITS:mm		DEBURR AND BREAK SHARP EDGES/CONTOURS AT 0.2mm MAX			FINISH	NA	SIZE	A3
> 150	±0.50	BRACKETED DIMENSIONS ARE IN INCHES FOR REFERENCE ONLY		INTERPRET TO ASME Y14.100			SCALE	NA	SHEET	1/2

NOTES:
 1.INTERNAL WIRING:
 WIRE TYPE: UL AWM 1015, 10&12&18AWG
 LINE 1/R/X COLOR: BLACK
 LINE 2/S/Y COLOR: ORANGE
 LINE 3/T/Z COLOR: RED
 EARTH GROUND COLOR: GREEN STRIPE
 2.FOR FINISHED GOOD PART NUMBER SEE IDENTIFICATION

REV.	DESCRIPTION	DATE	APPROVED
01	INITIAL RELEASE	2026/05/06	Yang Yang



INTERNAL WIRING SCHEMATIC

PROPRIETARY AND CONFIDENTIAL THIS DRAWING AND ITS SPECIFICATIONS ARE THE PROPERTY OF POWENOVO AND SHALL NOT BE COPIED, REPRODUCED, OR USED IN WHOLE OR IN PART, AS THE BASIS FOR THE MANUFACTURE OR SALE OF ITEMS WITHOUT THE WRITTEN PERMISSION FROM POWENOVO. THIS DRAWING IS BASED UPON THE LATEST AVAILABLE INFORMATION AND IS SUBJECT TO CHANGE WITHOUT NOTICE	LINEAR TOLERANCE		ANGULAR TOLERANCE		TITLE: Advantage Series BASIC						
	<30	±0.1	< 30°	±0.5°	DRAWN BY	Yang Yang	2026/05/06	PART NO:	P3B54V30A		
	>30 to < 60	±0.2	>30° to < 90°	±1°	APPROVED BY	Roy Rong	2026/05/06	MATERIAL	NA	REV.	01
	>60 to < 100	±0.30	> 90°	±1.5°	DEBURR AND BREAK SHARP EDGES/CONTOURS AT 0.2mm MAX			FINISH	NA	SIZE	A3
	>100 to < 150	±0.40	UNITS:mm	INTERPRET TO ASME Y14.100			SCALE	NA	SHEET	2/2	
> 150	±0.50	BRACKETED DIMENSIONS ARE IN INCHES FOR REFERENCE ONLY									