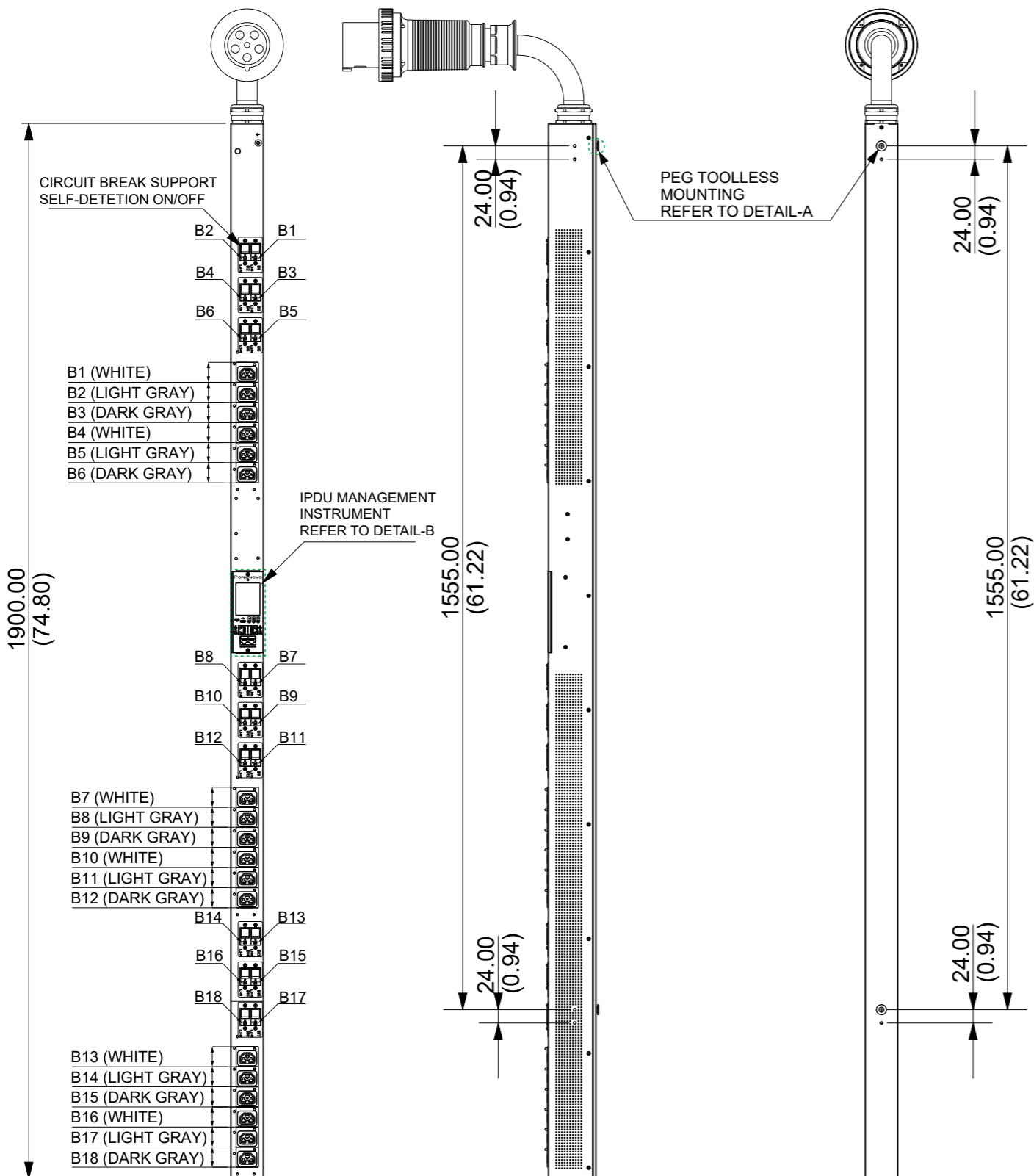


NOTES:

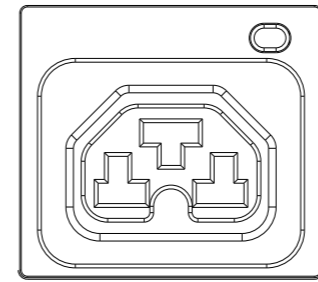
1. INSTALLATION SHALL COMPLY WITH ALL APPLICABLE NATIONAL, STATE AND LOCAL ELECTRICAL CODES.
2. REFER TO PRODUCT DOCUMENTATION FOR ADDITIONAL DETAILS PRIOR TO INSTALLATION AND PREPARATION WORK.
3. UNLESS OTHERWISE SPECIFIED, ALL DIMENSIONS ARE IN MILLIMETERS [INCHES].
4. UNIVERSAL MOUNTING BRACKET IS AN ALTERNATIVE MOUNTING METHOD TO THE TOOL LESS MOUNT FOR 3RD PARTY ENCLOSURES, BRACKET IS PROVIDED WITH THE UNIT.



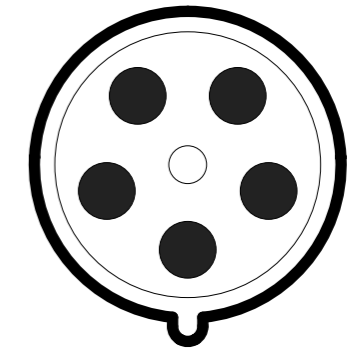
FRONT VIEW

RIGHT VIEW

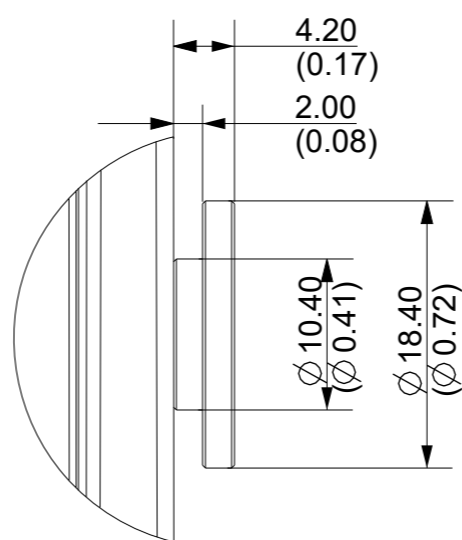
REAR VIEW



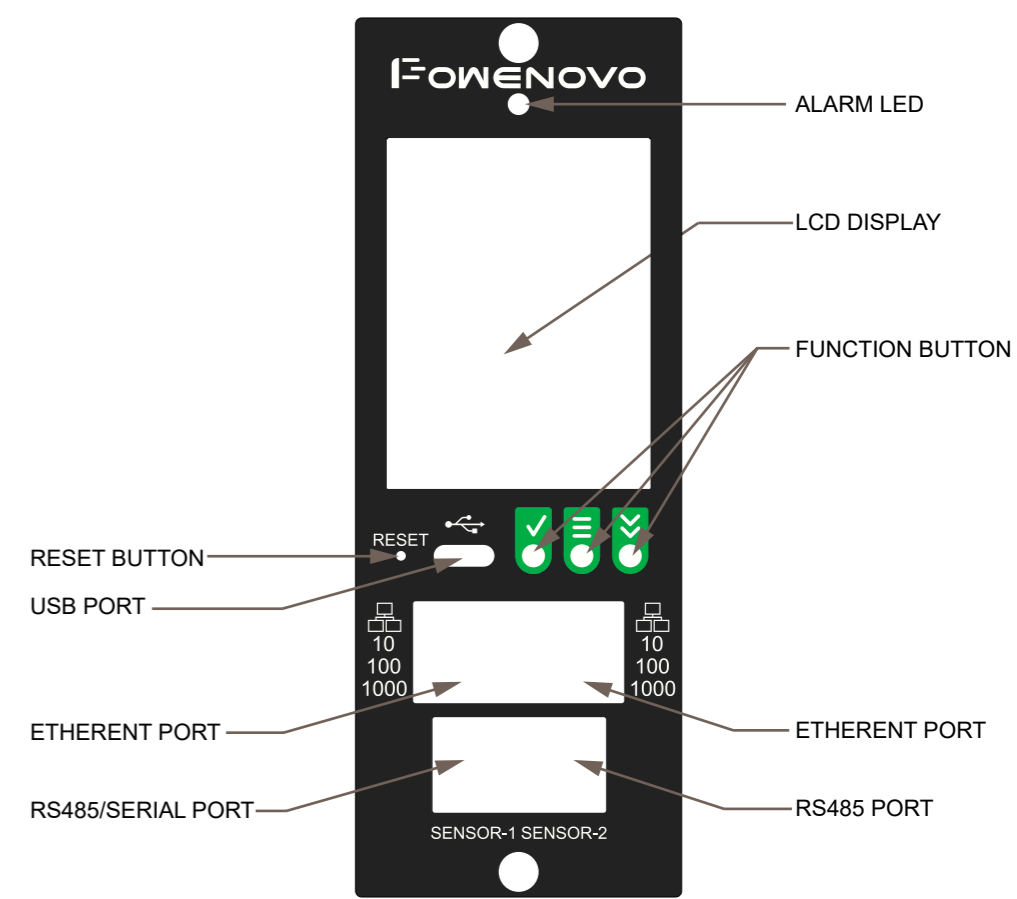
C39 LOCKING C13/C15/C19/C21  
16A, 250V MAX RATED OUTPUT



IEC 60309, 4P 5W, 6H  
IP44(SPLASHPROOF)  
OPTIONAL IP67(WATERTIGHT)  
100A/125A, 415V MAX RATED INPUT



DETAIL-A  
PEG TOOL LESS MOUNTING  
ENLARGED VIEW



DETAIL-B  
IPDU MANAGEMENT INSTRUMENT  
ENLARGED VIEW

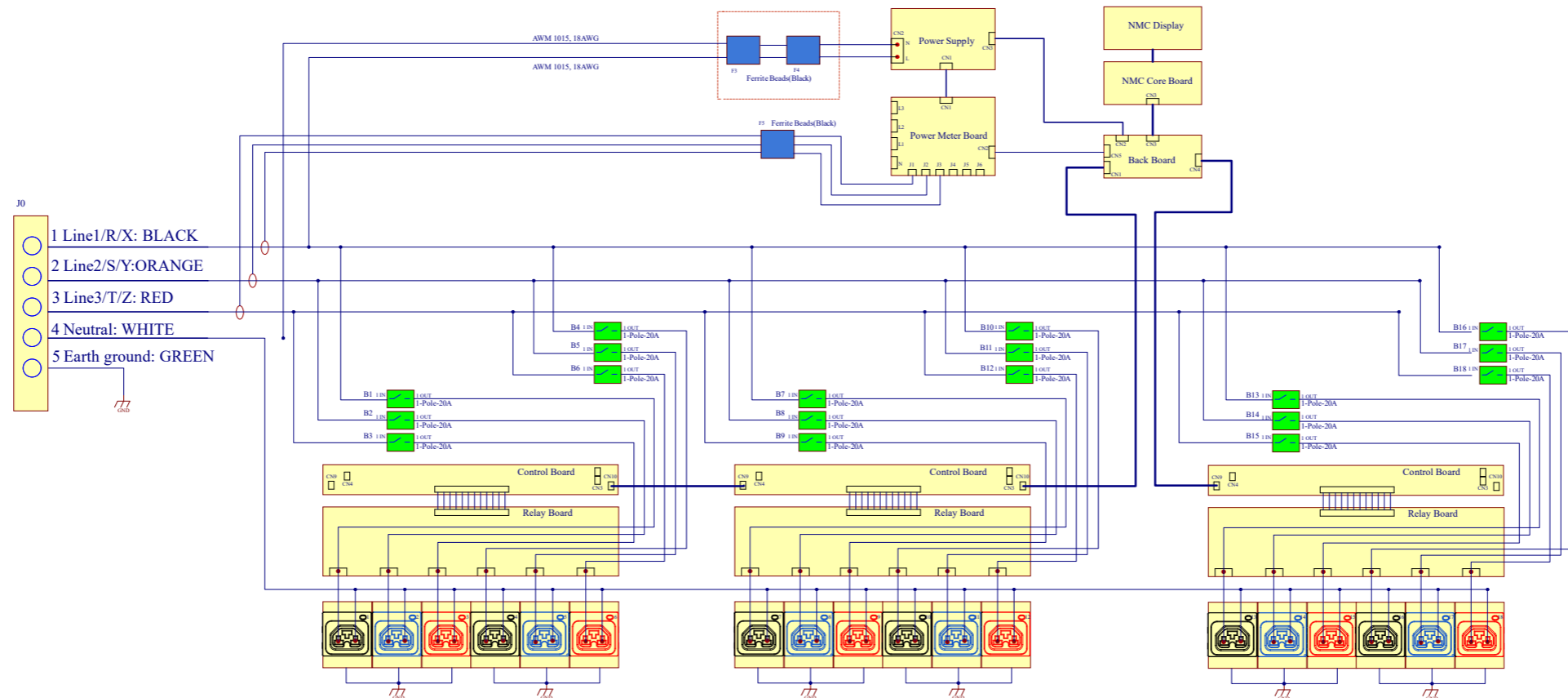
REV.	DESCRIPTION	DATE	APPROVED
01	INITIAL RELEASE	2026/04/11	TomZhong

PROPRIETARY AND CONFIDENTIAL		LINEAR TOLERANCE		ANGULAR TOLERANCE		TITLE: Advantage Series Metered & Switched per outlet				FOWENOVO			
THIS DRAWING AND ITS SPECIFICATIONS ARE THE PROPERTY OF POWENOVO AND SHALL NOT BE COPIED, REPRODUCED, OR USED IN WHOLE OR IN PART, AS THE BASIS FOR THE MANUFACTURE OR SALE OF ITEMS WITHOUT THE WRITTEN PERMISSION FROM POWENOVO. THIS DRAWING IS BASED UPON THE LATEST AVAILABLE INFORMATION AND IS SUBJECT TO CHANGE WITHOUT NOTICE		<30	±0.1	< 30°	±0.5°	DRAWN BY	TomZhong	2026/04/11	PART NO:	P3G18V100B			
		>30 to < 60	±0.2	>30° to < 90°	±1°	APPROVED BY	Roy Rong	2026/04/11	MATERIAL	NA	REV.	01	
		>60 to < 100	±0.30	> 90°	±1.5°	DEBURR AND BREAK SHARP EDGES/CONTOURS AT 0.2mm MAX				FINISH	NA	SIZE	A3
		>100 to < 150	±0.40	UNITS:mm		INTERPRET TO ASME Y14.100				SCALE	NA	SHEET	1/2
		> 150	±0.50	BRACKETED DIMENSIONS ARE IN INCHES FOR REFERENCE ONLY									

NOTES:  
 1.INTERNAL WIRING:  
 WIRE TYPE: UL AWM 1015, 10&12&18AWG  
 LINE 1/R/X COLOR: BLACK  
 LINE 2/S/Y COLOR: ORANGE  
 LINE 3/T/Z COLOR: RED  
 EARTH GROUND COLOR: GREEN STRIPE

2.FOR FINISHED GOOD PART NUMBER SEE IDENTIFICATION

REV.	DESCRIPTION	DATE	APPROVED
01	INITIAL RELEASE	2026/04/29	Yang Yang



INTERNAL WIRING SCHEMATIC

PROPRIETARY AND CONFIDENTIAL THIS DRAWING AND ITS SPECIFICATIONS ARE THE PROPERTY OF POWENOVO AND SHALL NOT BE COPIED, REPRODUCED, OR USED IN WHOLE OR IN PART, AS THE BASIS FOR THE MANUFACTURE OR SALE OF ITEMS WITHOUT THE WRITTEN PERMISSION FROM POWENOVO. THIS DRAWING IS BASED UPON THE LATEST AVAILABLE INFORMATION AND IS SUBJECT TO CHANGE WITHOUT NOTICE	LINEAR TOLERANCE		ANGULAR TOLERANCE		TITLE: Advantage Series Metered & Switched per outlet							
	<30	±0.1	< 30°	±0.5°	DRAWN BY	Yang Yang	2026/04/29	PART NO:	P3G18V100B			
	>30 to < 60	±0.2	>30° to < 90°	±1°	APPROVED BY	Roy Rong	2026/04/29	MATERIAL	NA	REV.	01	
	>60 to < 100	±0.30	> 90°	±1.5°	DEBURR AND BREAK SHARP EDGES/CONTOURS AT 0.2mm MAX				FINISH	NA	SIZE	A3
	>100 to < 150	±0.40	UNITS:mm		INTERPRET TO ASME Y14.100				SCALE	NA	SHEET	2/2
> 150	±0.50	BRACKETED DIMENSIONS ARE IN INCHES FOR REFERENCE ONLY										