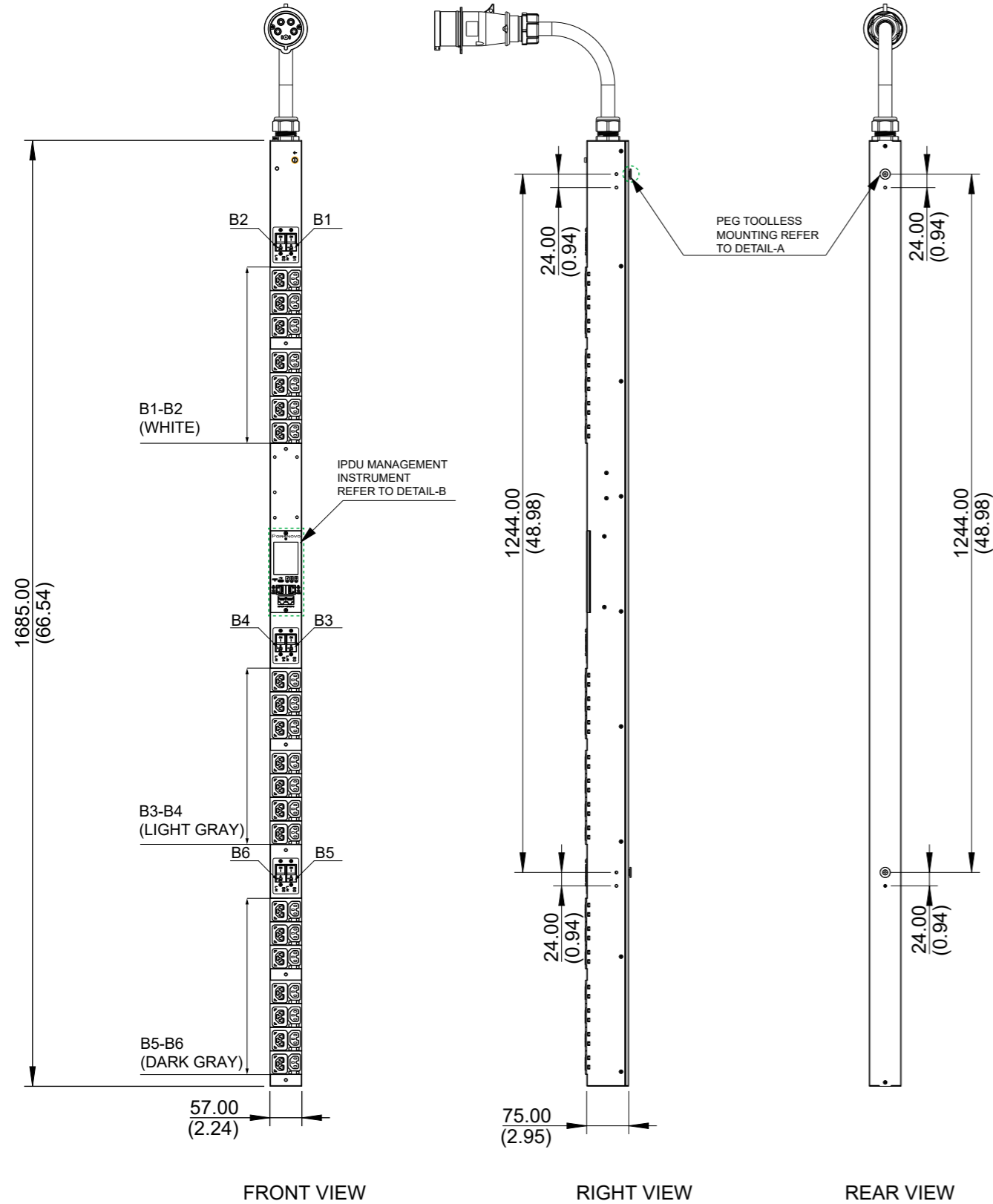
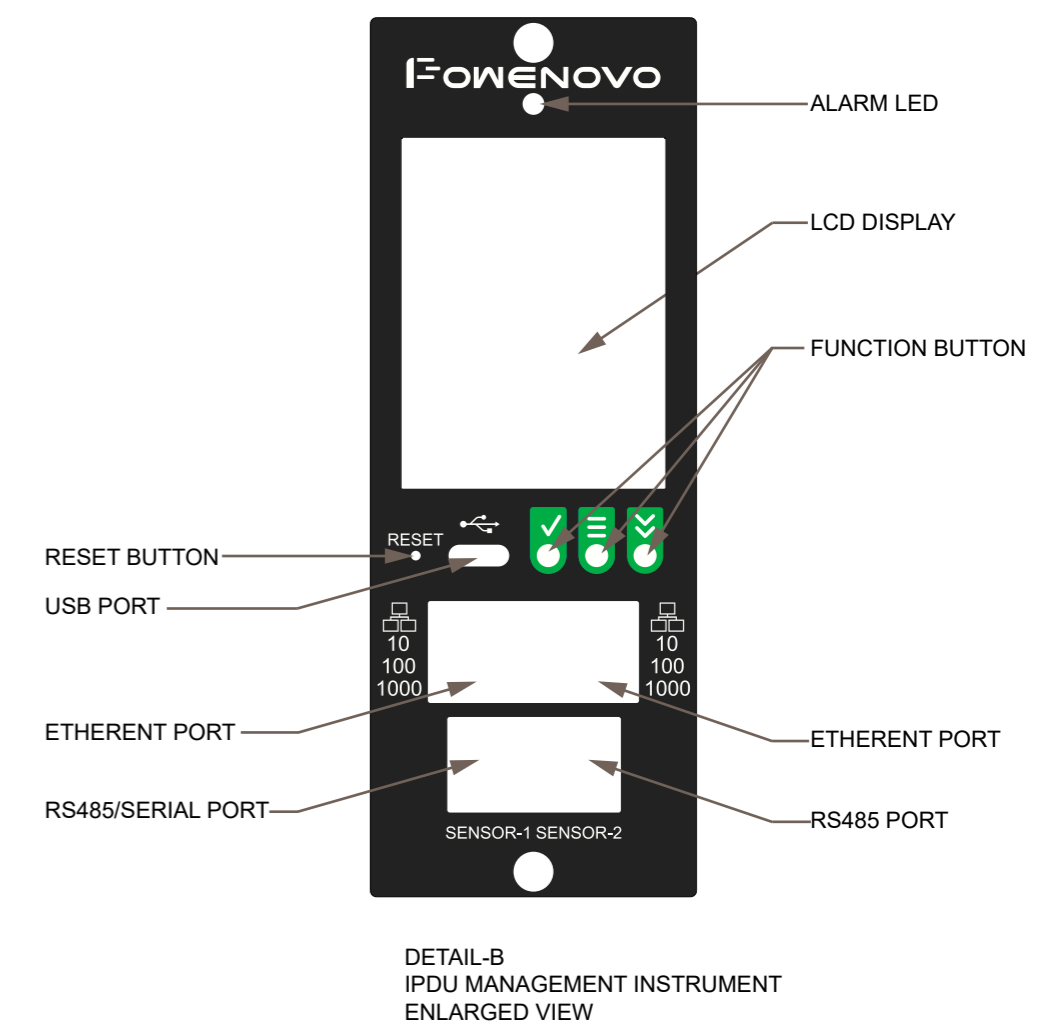
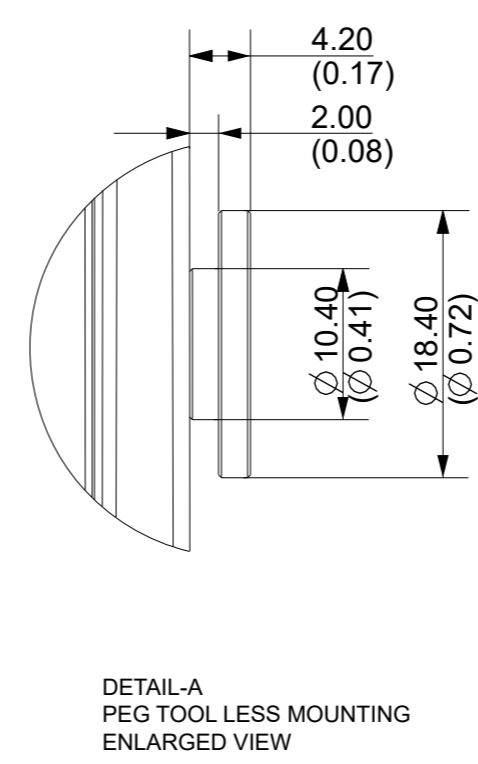
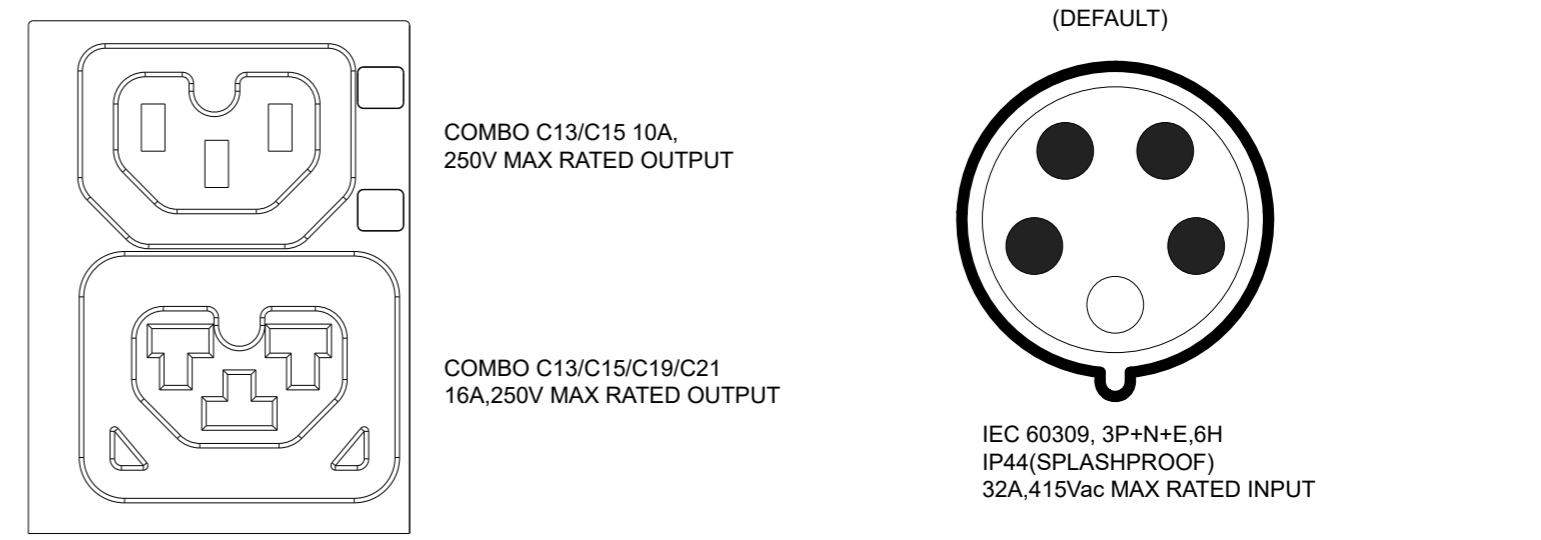


NOTES:

1. INSTALLATION SHALL COMPLY WITH ALL APPLICABLE NATIONAL, STATE AND LOCAL ELECTRICAL CODES.
2. REFER TO PRODUCT DOCUMENTATION FOR ADDITIONAL DETAILS PRIOR TO INSTALLATION AND PREPARATION WORK.
3. UNLESS OTHERWISE SPECIFIED, ALL DIMENSIONS ARE IN MILLIMETERS [INCHES].
4. UNIVERSAL MOUNTING BRACKET IS AN ALTERNATIVE MOUNTING METHOD TO THE TOOL LESS MOUNT FOR 3RD PARTY ENCLOSURES, BRACKET IS PROVIDED WITH THE UNIT.



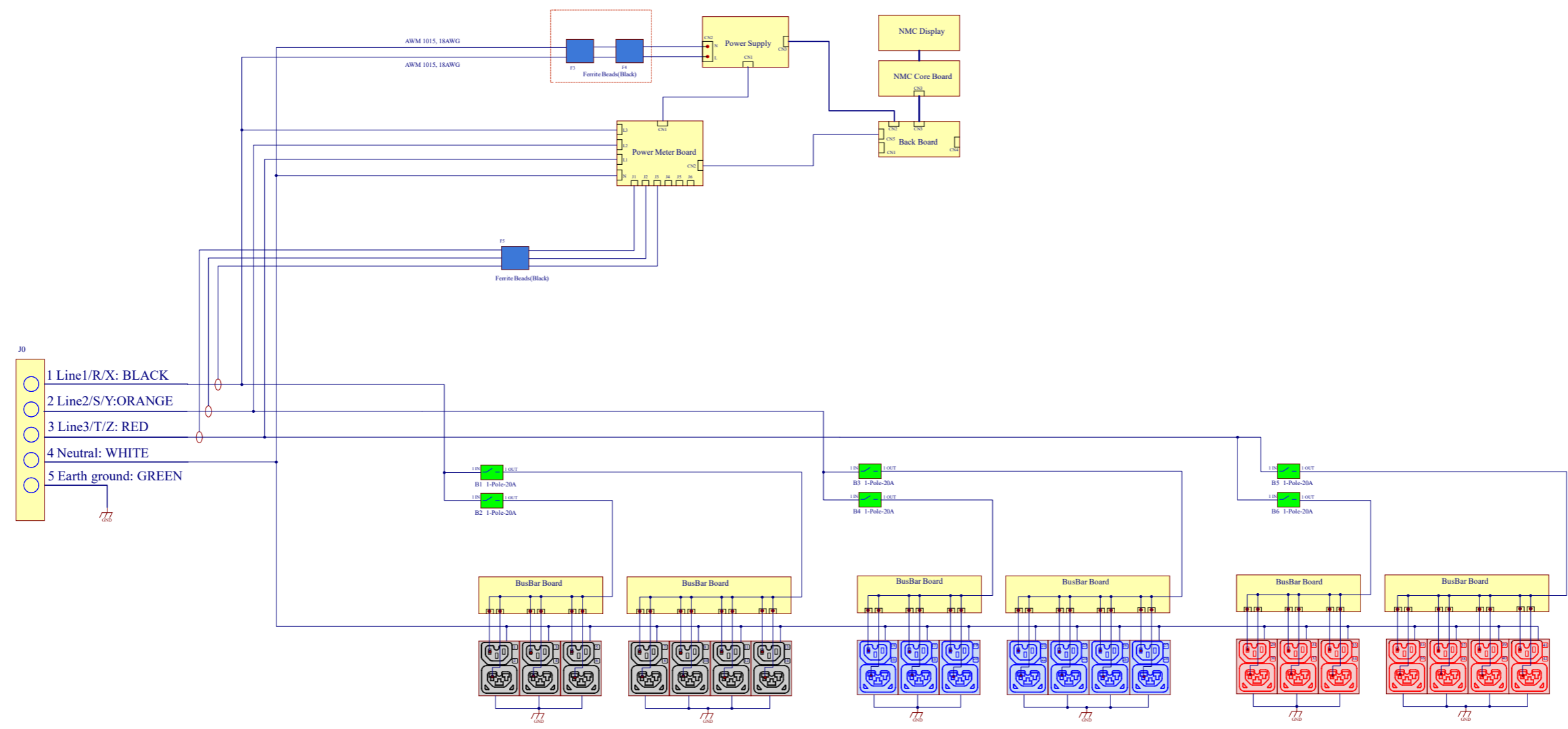
REV.	DESCRIPTION	DATE	APPROVED
01	INITIAL RELEASE	2026/05/24	TomZhong



PROPRIETARY AND CONFIDENTIAL		LINEAR TOLERANCE		ANGULAR TOLERANCE		TITLE: Advantage Series Metered Input			FOWENOVO		
THIS DRAWING AND ITS SPECIFICATIONS ARE THE PROPERTY OF POWENOVO AND SHALL NOT BE COPIED, REPRODUCED, OR USED IN WHOLE OR IN PART, AS THE BASIS FOR THE MANUFACTURE OR SALE OF ITEMS WITHOUT THE WRITTEN PERMISSION FROM POWENOVO. THIS DRAWING IS BASED UPON THE LATEST AVAILABLE INFORMATION AND IS SUBJECT TO CHANGE WITHOUT NOTICE		<30	±0.1	< 30°	±0.5°	DRAWN BY		TomZhong	2026/05/24	PART NO: P3D42V32A	
		>30 to < 60	±0.2	>30° to < 90°	±1°	APPROVED BY		Roy Rong	2026/05/24	MATERIAL	NA
		>60 to < 100	±0.30	> 90°	±1.5°	DEBURR AND BREAK SHARP EDGES/CONTOURS AT 0.2mm MAX				FINISH	NA
		>100 to < 150	±0.40	UNITS:mm		INTERPRET TO ASME Y14.100				SCALE	NA
		> 150	±0.50	BRACKETED DIMENSIONS ARE IN INCHES FOR REFERENCE ONLY						SHEET	1/2

NOTES:  
 1.INTERNAL WIRING:  
 WIRE TYPE: UL AWM 1015, 18AWG  
 WIRE COLOR: BLACK  
 LINE 1/R/X COLOR: BLACK  
 LINE 2/S/Y COLOR: ORANGE  
 LINE 3/T/Z COLOR: RED  
 EARTH GROUND COLOR: GREEN STRIPE  
 2.FOR FINISHED GOOD PART NUMBER SEE IDENTIFICATION

REV.	DESCRIPTION	DATE	APPROVED
01	INITIAL RELEASE	2026/05/25	Yang Yang



INTERNAL WIRING SCHEMATIC

PROPRIETARY AND CONFIDENTIAL  THIS DRAWING AND ITS SPECIFICATIONS ARE THE PROPERTY OF POWENOVO AND SHALL NOT BE COPIED, REPRODUCED, OR USED IN WHOLE OR IN PART, AS THE BASIS FOR THE MANUFACTURE OR SALE OF ITEMS WITHOUT THE WRITTEN PERMISSION FROM POWENOVO. THIS DRAWING IS BASED UPON THE LATEST AVAILABLE INFORMATION AND IS SUBJECT TO CHANGE WITHOUT NOTICE	LINEAR TOLERANCE		ANGULAR TOLERANCE		TITLE: Advantage Series Metered Input							
	<30	±0.1	< 30°	±0.5°	DRAWN BY		Yang Yang	2026/05/25	PART NO:		P3D42V32A	
	>30 to < 60	±0.2	>30° to < 90°	±1°	APPROVED BY		Roy Rong	2026/05/25	MATERIAL	NA	REV.	01
	>60 to < 100	±0.30	> 90°	±1.5°	DEBURR AND BREAK SHARP EDGES/CONTOURS AT 0.2mm MAX				FINISH	NA	SIZE	A3
	>100 to < 150	±0.40	UNITS:mm	INTERPRET TO ASME Y14.100				SCALE	NA	SHEET	2/2	
> 150	±0.50	BRACKETED DIMENSIONS ARE IN INCHES FOR REFERENCE ONLY										