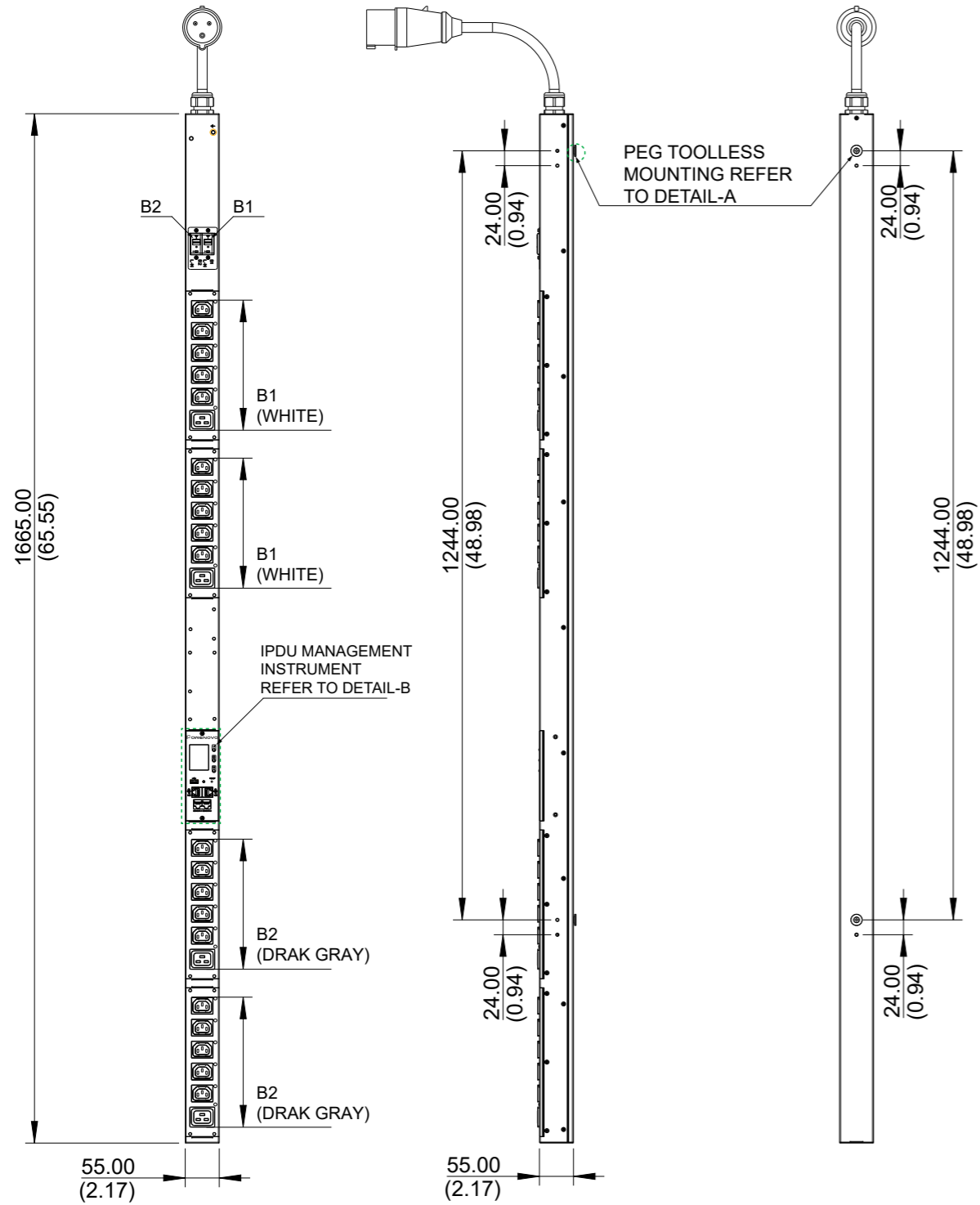


NOTES:

1. INSTALLATION SHALL COMPLY WITH ALL APPLICABLE NATIONAL, STATE AND LOCAL ELECTRICAL CODES.
2. REFER TO PRODUCT DOCUMENTATION FOR ADDITIONAL DETAILS PRIOR TO INSTALLATION AND PREPARATION WORK.
3. UNLESS OTHERWISE SPECIFIED, ALL DIMENSIONS ARE IN MILLIMETERS [INCHES].
4. UNIVERSAL MOUNTING BRACKET IS AN ALTERNATIVE MOUNTING METHOD TO THE TOOL LESS MOUNT FOR 3RD PARTY ENCLOSURES, BRACKET IS PROVIDED WITH THE UNIT.

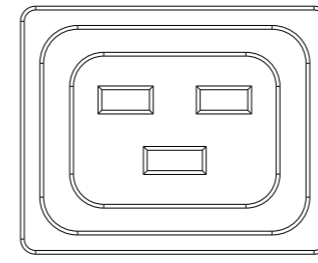


FRONT VIEW

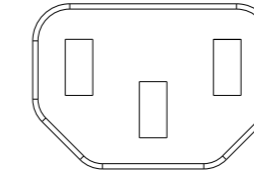
RIGHT VIEW

REAR VIEW

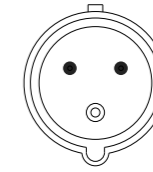
REV.	DESCRIPTION	DATE	APPROVED
01	INITIAL RELEASE	2026/05/07	TomZhong



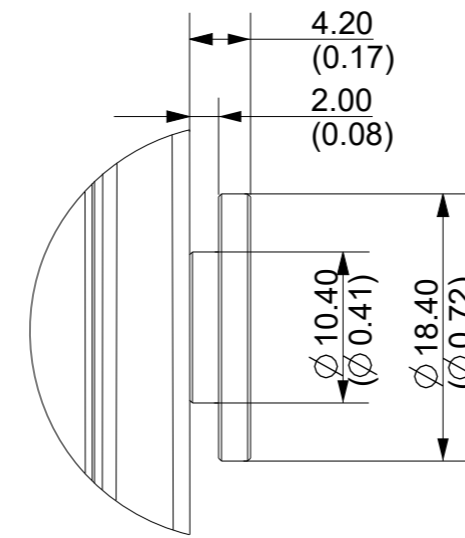
IEC 60320/C19  
16A, 250V MAX  
RATED OUTPUT



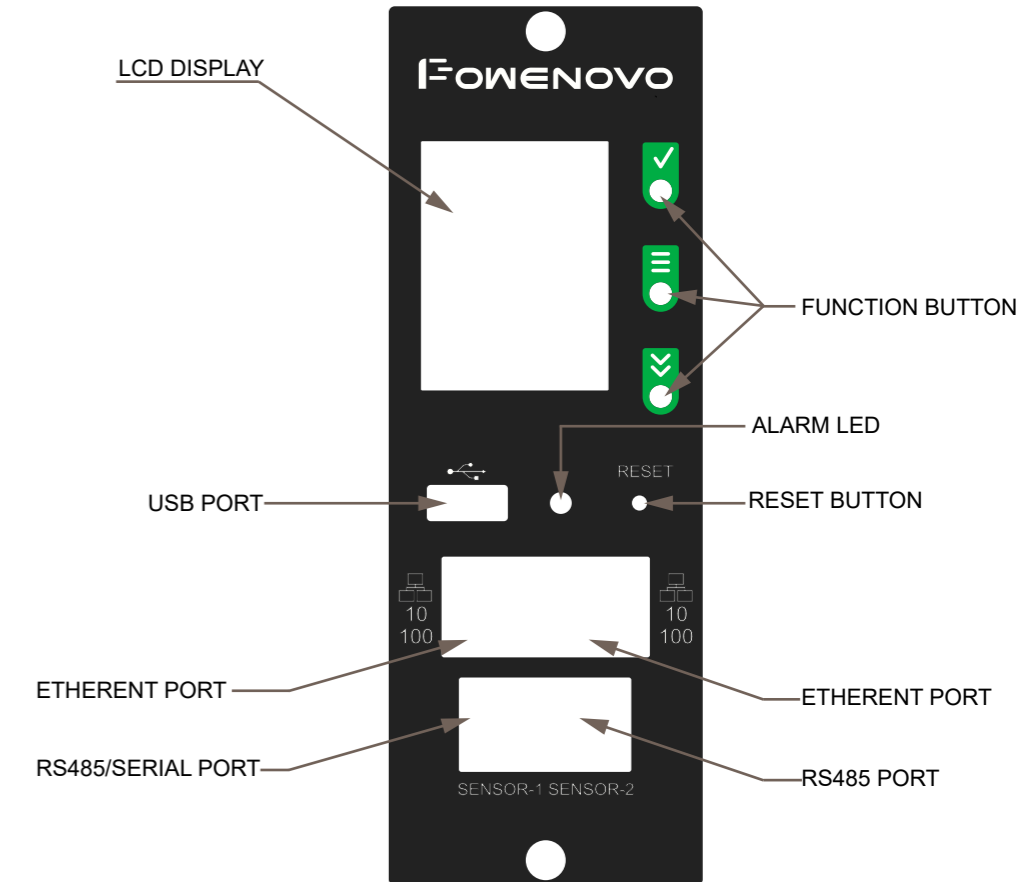
IEC 60320/C13  
10A, 250V MAX  
RATED OUTPUT



IEC 60309, 2P 3W, 6H  
IP44 (SPASHPROOF)  
32A, 240V MAX RATED INPUT



DETAIL-A  
PEG TOOL LESS MOUNTING  
ENLARGED VIEW



DETAIL-B  
IPDU MANAGEMENT INSTRUMENT  
ENLARGED VIEW

PROPRIETARY AND CONFIDENTIAL

THIS DRAWING AND ITS SPECIFICATIONS ARE THE PROPERTY OF POWENOVO AND SHALL NOT BE COPIED, REPRODUCED, OR USED IN WHOLE OR IN PART, AS THE BASIS FOR THE MANUFACTURE OR SALE OF ITEMS WITHOUT THE WRITTEN PERMISSION FROM POWENOVO. THIS DRAWING IS BASED UPON THE LATEST AVAILABLE INFORMATION AND IS SUBJECT TO CHANGE WITHOUT NOTICE

LINEAR TOLERANCE		ANGULAR TOLERANCE	
<30	±0.1	< 30°	±0.5°
>30 to < 60	±0.2	>30° to < 90°	±1°
>60 to < 100	±0.30	> 90°	±1.5°
>100 to < 150	±0.40	UNITS:mm	
> 150	±0.50		BRACKETED DIMENSIONS ARE IN INCHES FOR REFERENCE ONLY

TITLE:  
Advantage Series  
Metered & Switched per outlet

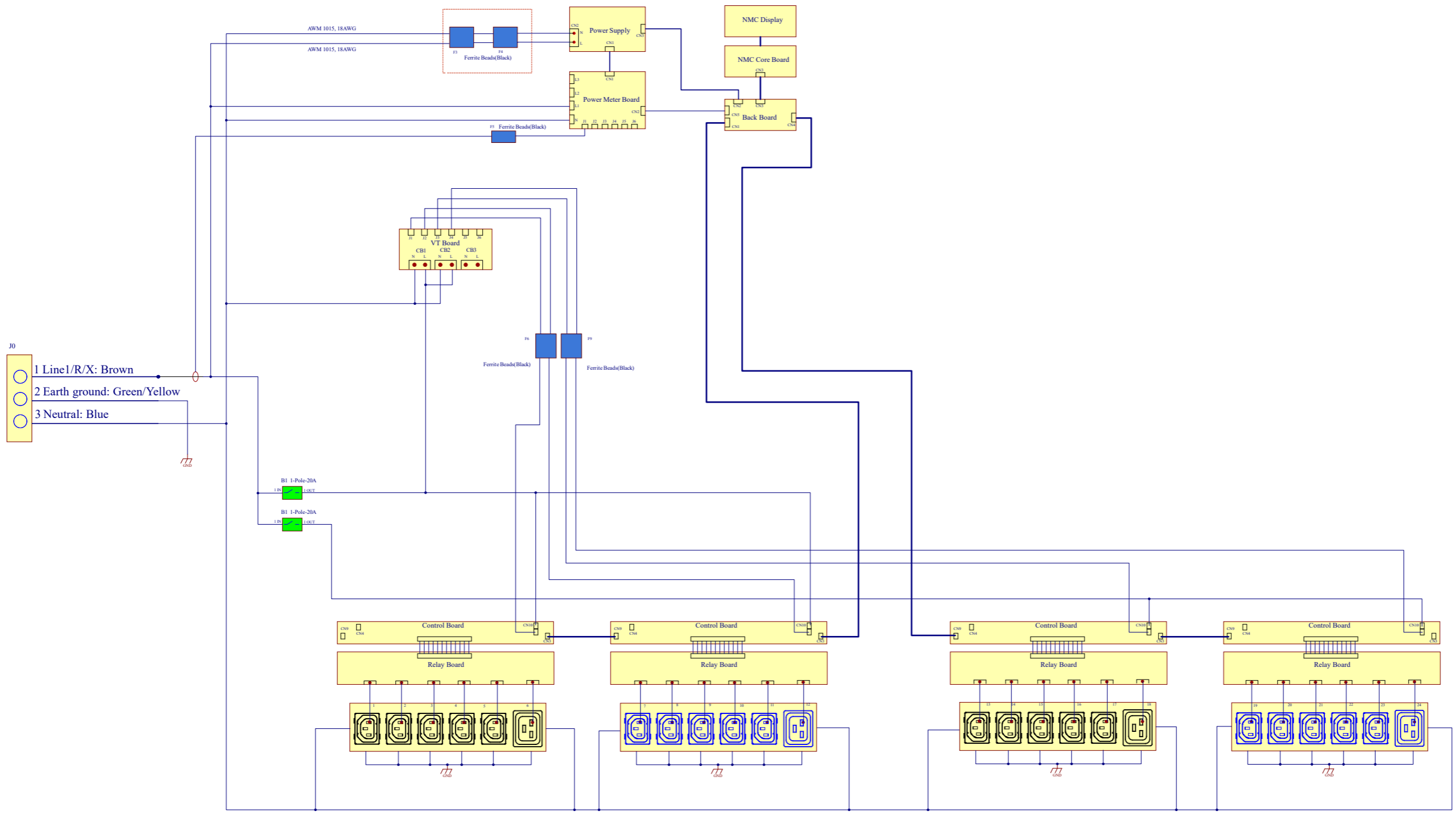


DRAWN BY	TomZhong	2026/05/07	PART NO:	P1G24V63A		
APPROVED BY	Roy Rong	2026/05/07	MATERIAL	NA	REV.	01
DEBURR AND BREAK SHARP EDGES/CONTOURS AT 0.2mm MAX			FINISH	NA	SIZE	A3
INTERPRET TO ASME Y14.100			SCALE	NA	SHEET	1/1

NOTES:  
 1.INTERNAL WIRING:  
 WIRE TYPE: UL AWM 1015, 10&12&18AWG  
 LINE 1/R/X COLOR: BLACK  
 LINE 2/S/Y COLOR: ORANGE  
 LINE 3/T/Z COLOR: RED  
 EARTH GROUND COLOR: GREEN STRIPE

2.FOR FINISHED GOOD PART NUMBER SEE IDENTIFICATION

REV.	DESCRIPTION	DATE	APPROVED
01	INITIAL RELEASE	2026/05/07	Yang Yang



- 30
- 1 Line1/R/X: Brown
  - 2 Earth ground: Green/Yellow
  - 3 Neutral: Blue

INTERNAL WIRING SCHEMATIC

LINEAR TOLERANCE		ANGULAR TOLERANCE		TITLE:			POWENOVO			
<30	±0.1	< 30°	±0.5°	Advantage Series Metered & Switched per outlet						
>30 to < 60	±0.2	>30° to < 90°	±1°	DRAWN BY	Yang Yang	2026/05/07	PART NO:	P1G24V63A		
>60 to < 100	±0.30	> 90°	±1.5°	APPROVED BY	Roy Rong	2026/05/07	MATERIAL	NA	REV.	01
>100 to < 150	±0.40	UNITS:mm DEBURR AND BREAK SHARP EDGES/CONTOURS AT 0.2mm MAX	FINISH			NA	SIZE	A3		
> 150	±0.50		SCALE			NA	SHEET	2/2		

PROPRIETARY AND CONFIDENTIAL  
 THIS DRAWING AND ITS SPECIFICATIONS ARE THE PROPERTY OF POWENOVO AND SHALL NOT BE COPIED, REPRODUCED, OR USED IN WHOLE OR IN PART, AS THE BASIS FOR THE MANUFACTURE OR SALE OF ITEMS WITHOUT THE WRITTEN PERMISSION FROM POWENOVO. THIS DRAWING IS BASED UPON THE LATEST AVAILABLE INFORMATION AND IS SUBJECT TO CHANGE WITHOUT NOTICE

INTERPRET TO ASME Y14.100