


I'm not robot  reCAPTCHA

I'm not robot!

Kalat biological psychology

Biological psychology kalat ebook.

Kalat biological psychology practice questions. J.


w. kalat biological psychology. Kalat biological psychology 14th edition. Kalat biological psychology 13th ed. James kalat biological psychology. Kalat biological psychology test bank. Kalat biological psychology citation. Kalat biological psychology pdf. Biological psychology kalat 11th edition.

Jump to ratings and reviewsThis #1 best-seller has successfully introduced thousands of students to the intricate relationship between biology and psychology. This Eighth Edition redefines the high standard set by previous editions. It offers the best balance of rigor and accessibility, the most current research, and the most thorough technology integration available for your course—all presented within a unique modular format that supports student mastery and provides instructors with maximum teaching flexibility.

In every chapter, Kalat accurately portrays biopsychology as a dynamic and empirical field in which fascinating new discoveries are constantly being made. He captures readers' interest with the latest biological psychology findings, such as how ginkgo biloba claims to aid memory and coverage of the hypothesis that humans' mate choice patterns are influenced by natural selection. Throughout, the author's goal is not only to convey information, but also to convey his excitement about and dedication to the subject.


Genres: Psychology, Nonfiction, Science, Textbooks, Neuroscience, School Biology
Displaying 1 - 30 of 57 reviews
April 10, 2020
2014.09.01-2016.04.24
Contents
Kalat JW (2015) Biological Psychology (12e) Introduction • The Biological Approach to Behavior • The Field of Biological Psychology • Three Main Points to Remember from This Book • Biological Explanations of Behavior • Career Opportunities • The Use of Animals in Research • Degrees of Opposition • IN CLOSING: Your Brain and Your Experience
01. Nerve Cells and Nerve Impulses • Module 1.1: The Cells of the Nervous System • Neurons and Glia • Santiago Ramón y Cajal, a Pioneer of Neuroscience • The Structures of an Animal Cell • The Structure of a Neuron • Variations among Neurons • Glia • The Blood-Brain Barrier • Why We Need a Blood-Brain Barrier • How the Blood-Brain Barrier Works • Nourishment of Vertebrate Neurons • IN CLOSING: Neurons • Module 1.2: The Nerve Impulse • The Resting Potential of the Neuron • Forces Acting on Sodium and Potassium Ions • Why a Resting Potential • The Action Potential • The Molecular Basis of the Action Potential • The All-or-None Law • The Refractory Period • Propagation of the Action Potential • The Myelin Sheath and Saltatory Conduction • Local Neurons • IN CLOSING: Neurons and Messages
02. Synapses • Module 2.1: The Concept of the Synapse • Properties of Synapses • Speed of a Reflex and Delayed Transmission at the Synapse • Temporal Summation • Spatial Summation • Inhibitory Synapses • Relationships among EPSP, IPSP, and Action Potentials • IN CLOSING: The Neuron as Decision Maker • Module 2.2: Chemical Events at the Synapse • The Discovery of Chemical Transmission at Synapses • The Sequence of Chemical Events at a Synapse • Types of Neurotransmitters • Synthesis of Transmitters • Storage of Transmitters • Release and Diffusion of Transmitters • Activating Receptors of the Postsynaptic Cell • Ionotropic Effects • Metabotropic Effects and Second Messenger Systems • Neuropeptides • Variation in Receptors • Drugs that Act by Binding to Receptors • Inactivation and Reuptake of Neurotransmitters • Negative Feedback from the Postsynaptic Cell • Electrical Synapses • Hormones • IN CLOSING: Neurotransmitters and Behavior
03. Anatomy and Research Methods • Module 3.1: Structure of the Vertebrate Nervous System • Terminology to Describe the Nervous System • The Spinal Cord • The Autonomic Nervous System • The Hindbrain • The Midbrain • The Forebrain • Thalamus • Hypothalamus • Pituitary Gland • Basal Ganglia • Hippocampus • The Ventricles • IN CLOSING: Learning Neuroanatomy • Module 3.2: The Cerebral Cortex • Organization of the Cerebral Cortex • The Occipital Lobe • The Parietal Lobe • The Temporal Lobe • The Frontal Lobe • The Rise and Fall of Prefrontal Lobotomies • Functions of the Prefrontal Cortex • How Do the Parts Work Together? • IN CLOSING: Functions of the Cerebral Cortex • Module 3.3. Research Methods • Effects of Brain Damage • Effects of Brain Stimulation • Recording Brain Activity • Correlating Brain Anatomy with Behavior • Brain Size and Intelligence • Comparisons across Species • Comparisons among Humans • Comparisons of Men and Women • IN CLOSING: Research Methods and Progress
04. Genetics, Evolution, Development, and Plasticity • Module 4.1: Genetics and Evolution of Behavior • Mendelian Genetics • Sex-Linked and Sex-Limited Genes • Genetic Changes • Epigenetics • Heredity and Environment • Environmental Modification • How Genes Affect Behavior • The Evolution of Behavior • Common Misunderstandings about Evolution • Brain Evolution • Evolutionary Psychology • IN CLOSING: Genes and Behavior • Module 4.2: Development of the Brain • Maturation of the Vertebrate Brain • Growth and Development of Neurons • New Neurons Later in Life • Pathfinding by Axons • Chemical Pathfinding by Axons • Competition among Axons as a General Principle • Determinants of Neuronal Survival • The Vulnerable Developing Brain • Differentiation of the Cortex • Fine-Tuning by Experience • Experience and Dendritic Branching • Effects of Special Experiences • Brain Development and Behavioral Development • Adolescence • Old Age • IN CLOSING: Brain Development • Module 4.3: Plasticity after Brain Damage • Brain Damage and Short-Term Recovery • Reducing the Harm from a Stroke • Later Mechanisms of Recovery • Increased Brain Stimulation • Regrowth of Axons • Axon Sprouting • Denervation Supersensitivity • Reorganized Sensory Representations and the Phantom Limb • Learned Adjustment in Behavior • IN CLOSING: Brain Damage and Recovery
05.

Vision • Module 5.1: Visual Coding • General Principles of Perception • The Eye and Its Connections to the Brain • Route within the Retina • Fovea and Periphery of the Retina • Visual Receptors: Rods and Cones • Color Vision • The Trichromatic (Young-Helmholtz) Theory • The Opponent-Process Theory • The Retinex Theory • Color Vision Deficiency • IN CLOSING: Visual Receptors • Module 5.2: How the Brain Processes Visual Information • An Overview of the Mammalian Visual System • Processing in the Retina • Further Processing • The Primary Visual Cortex • Simple and Complex Receptive Fields • The Columnar Organization of the Visual Cortex • Are Visual Cortex Cells Feature Detectors? • Development of the Visual Cortex • Deprived Experiences in One Eye • Deprived Experiences in Both Eyes • Uncorrelated Stimulation in the Two Eyes • Early Exposure to a Limited Array of Patterns • Impaired Infant Vision and Long-Term Consequences • IN CLOSING: Understanding Vision by Understanding the Wiring Diagram • Module 5.3: Parallel Processing in the Visual Cortex • The Ventral and Dorsal Paths • Detailed Analysis of Shape • The Inferior Temporal Cortex • Recognizing Faces • Color Perception • Motion Perception • The Middle Temporal Cortex • Motion Blindness • IN CLOSING: Aspects of Vision
06. Other Sensory Systems • Module 6.1: Audition • Sounds and the Ear • Physics and Psychology of Sound • Structures of the Ear • Pitch Perception • The Auditory Cortex • Hearing Loss • Deafness • Hearing, Attention, and Old Age • Sound Localization • IN CLOSING: Functions of Hearing • Module 6.2: The Mechanical Senses • Vestibular Sensation • Somatosensation • Somatosensory Receptors • Tickle • Somatosensation in the Central Nervous System • Pain • Stimuli and Spinal Cord Paths • Emotional Pain • Ways of Relieving Pain • Sensitization of Pain • Itch • IN CLOSING: The Mechanical Senses • Module 6.3: The Chemical Senses • Chemical Coding • Taste • Taste Receptors • How Many Kinds of Taste Receptors? • Mechanisms of Taste Receptors • Taste Coding in the Brain • Variations in Taste Sensitivity • Olfaction • Olfactory Receptors • Implications for Coding • Messages to the Brain • Individual Differences • Pheromones • Synesthesia • IN CLOSING: Senses as Ways of Knowing the World
07. Movement • Module 7.1: The Control of Movement • Muscles and Their Movements • Fast and Slow Muscles • Muscle Control by Proprioceptors • Units of Movement • Voluntary and Involuntary Movements • Movements Varying in Sensitivity to Feedback • Sequences of Behaviors • IN CLOSING: Categories of Movement • Module 7.2: Brain Mechanisms of Movement • The Cerebral Cortex • Planning a Movement • Inhibiting a Movement • Mirror Neurons • Connections from the Brain to the Spinal Cord • The Cerebellum • Functions Other than Movement • Cellular Organization • The Basal Ganglia • Brain Areas and Motor Learning • Conscious Decisions and Movement • IN CLOSING: Movement Control and Cognition • Module 7.3: Movement Disorders • Parkinson's Disease • Causes • L-Dopa Treatment • Other Therapies • Huntington's Disease • Heredity and Presymptomatic Testing • IN CLOSING: Heredity and Environment in Movement Disorders
08. Wakefulness and Sleep • Module 8.1: Rhythms of Waking and Sleeping • Endogenous Rhythms • Setting and Resetting the Biological Clock • Jet Lag • Shift Work • Morning People and Evening People • Mechanisms of the Biological Clock • The Suprachiasmatic Nucleus (SCN) • How Light Resets the SCN • The Biochemistry of the Circadian Rhythm • Melatonin • IN CLOSING: Sleep-Wake Cycles • Module 8.2: Stages of Sleep and Brain Mechanisms • Sleep and Other Interruptions of Consciousness • The Stages of Sleep • Paradoxical or REM Sleep • Brain Mechanisms of Wakefulness, Arousal, and Sleep • Brain Structures of Arousal and Attention • Sleep and the Inhibition of Brain Activity • Brain Functions in REM Sleep • Sleep Disorders • Sleep Apnea • Narcolepsy • Periodic Limb Movement Disorder • REM Behavior Disorder • Night Terrors and Sleepwalking • IN CLOSING: Stages of Sleep • Module 8.3: Why Sleep? Why REM? Why Dreams? • Functions of Sleep • Sleep and Energy Conservation • Analogous to Sleep: Hibernation • Species Differences in Sleep • Sleep and Memory • Functions of REM Sleep • Biological Perspectives on Dreaming • The Activation-Synthesis Hypothesis • The Clinico-Anatomical Hypothesis • IN CLOSING: Our Limited Self-Understanding
09.



Internal Regulation • Module 9.1: Temperature Regulation • Homeostasis and Allostasis • Controlling Body Temperature • Surviving in Extreme Cold • The Advantages of Constant High Body Temperature • Brain Mechanisms • Fever • IN CLOSING: Combining Physiological and Behavioral Mechanisms • Module 9.2: Thirst • Mechanisms of Water Regulation • Osmotic Thirst • Hypovolemic Thirst and Sodium-Specific Hunger • IN CLOSING: The Psychology and Biology of Thirst • Module 9.3: Hunger • Digestion and Food Selection • Consumption of Dairy Products • Food Selection and Behavior • Short- and Long-Term Regulation of Feeding • Oral Factors • The Stomach and Intestines • Glucose, Insulin, and Glucagon • Leptin • Brain Mechanisms • The Arcuate Nucleus and Paraventricular Hypothalamus • The Lateral Hypothalamus • Medial Areas of the Hypothalamus • Eating Disorders • Genetics and Body Weight • Weight Loss • Bulimia Nervosa • IN CLOSING: The Multiple Controls of Hunger
10. Reproductive Behaviors • Module 10.1: Sex and Hormones • Organizing Effects of Sex Hormones • Sex Differences in the Hypothalamus • Sex Differences in Childhood Behavior • Activating Effects of Sex Hormones • Males • Females • Effects of Sex Hormones on Nonsexual Characteristics • Parental Behavior • IN CLOSING: Reproductive Behaviors and Motivations • Module 10.2: Variations in Sexual Behavior • Evolutionary Interpretations of Mating Behavior • Interest in Multiple Mates • What Men and Women Seek in a Mate • Differences in Jealousy • Evolved or Learned? • Gender Identity and Gender-Differentiated Behaviors • Intersexes • Interests and Preferences of CAH Girls • Testicular Feminization • Issues of Gender Assignment and Rearing • Discrepancies of Sexual Appearance • Sexual Orientation • Behavioral and Anatomical Differences • Genetics • An Evolutionary Question • Prenatal Influences • Brain Anatomy • IN CLOSING: We Are Not All the Same! 11. Emotional Behaviors • Module 11.1: What Is Emotion? • Emotions and Autonomic Arousal • Is Physiological Arousal Necessary for Emotional Feelings? • Is Physiological Arousal Sufficient for Emotions? • Is Emotion a Useful Concept? • Do People Have a Limited Number of Basic Emotions? • The Functions of Emotions • Emotions and Moral Decisions • Decision Making after Brain Damage that Impairs Emotions • IN CLOSING: Emotions and the Nervous System • Module 11.2: Attack and Escape Behaviors • Attack Behaviors • Effects of Hormones • Serotonin Synapses and Aggressive Behavior • Heredity and Environment in Violence • Fear and Anxiety • Role of the Amygdala • Studies of Rodents • Studies of Monkeys • Response of the Human Amygdala to Visual Stimuli • Individual Differences in Amygdala Response and Anxiety • Damage to the Human Amygdala • Anxiety Disorders • Relief from Anxiety • Pharmacological Relief • Alcohol as an Anxiety Reducer • Learning to Erase Anxiety • IN CLOSING: Doing Something about Emotions • Module 11.3: Stress and Health • Stress and the General Adaptation Syndrome • Stress and the Hypothalamus-Pituitary-Adrenal Cortex Axis • The Immune System • Effects of Stress on the Immune System • Stress Control • IN CLOSING: Emotions and Body Reactions
12. The Biology of Learning and Memory • Module 12.1: Learning, Memory, and Amnesia • Localized Representations of Memory • Lashley's Search for the Engram • The Modern Search for the Engram • Types of Memory • Short-Term and Long-Term Memory • Our Changing Views of Consolidation • Working Memory • The Hippocampus • People with Hippocampal Damage • Theories of the Function of the Hippocampus • Other Types of Amnesia • Korsakoff's Syndrome • Alzheimer's Disease • What Patients with Amnesia Teach Us • The Basal Ganglia • Other Brain Areas and Memory • IN CLOSING: Types of Memory • Module 12.2: Storing Information in the Nervous System • Blind Alleys and Abandoned Mines • Learning and the Hebbian Synapse • Single-Cell Mechanisms of Invertebrate Behavior Change • Aplysia as an Experimental Animal • Habituation in Aplysia • Sensitization in Aplysia • Long-Term Potentiation in Vertebrates • Biochemical Mechanisms • Improving Memory • IN CLOSING: The Physiology of Memory
Continued in comments due to Goodreads character limit.
contents -for-studies biology May 20, 2008
Edit: funfact time, brought to you by this book. "Hamsters sometimes hibernate. If you keep your pet hamster in a cool, dimly lit place during the winter, and it appears to have died, make sure that it is not just hibernating before you bury it!" -Vasopressin is also known as antidiuretic hormone (ADH) because it enables the kidneys to reabsorb water from urine and therefore make the urine more concentrated. You cannot succeed as well as gerbils, however. Gerbils can drink ocean water, and we certainly cannot. "Awesome. Maybe if all science textbooks used rodent examples, I'd have an easier time reading 'em. I find it very well written, interesting, and easy to understand - and I'm horrible at comprehending science (provided I read slowly enough to understand what's going on, and take notes, it takes me about 3 hours per chapter). Good job Mr. Kalat. November 12, 2015 I love this book so much. It explains with an easy language the biological aspects of psychology. At first I needed the book for my course and I thought it would be boring but it was such an interesting read. I learnt many things! April 27, 2020 I read this entire textbook, and it will be counted!
January 15, 2017 I liked this book very much although I thought the language was a bit basic and had hoped for more depth from the course in general. One delightful addition that gave this book its fifth star is the list of recommended books at the end of the chapters. I have purchased several of them and have more saved in my to-buy list. The author includes books that give a separate viewpoint or that enrich his chapters. It is an intro book and the books he recommends are geared toward the lay person which will make for great light reading later. One he included is from an author whose journal articles have been among my favorites especially when writing about mirror neurons.

INTERNATIONAL STUDENT EDITION

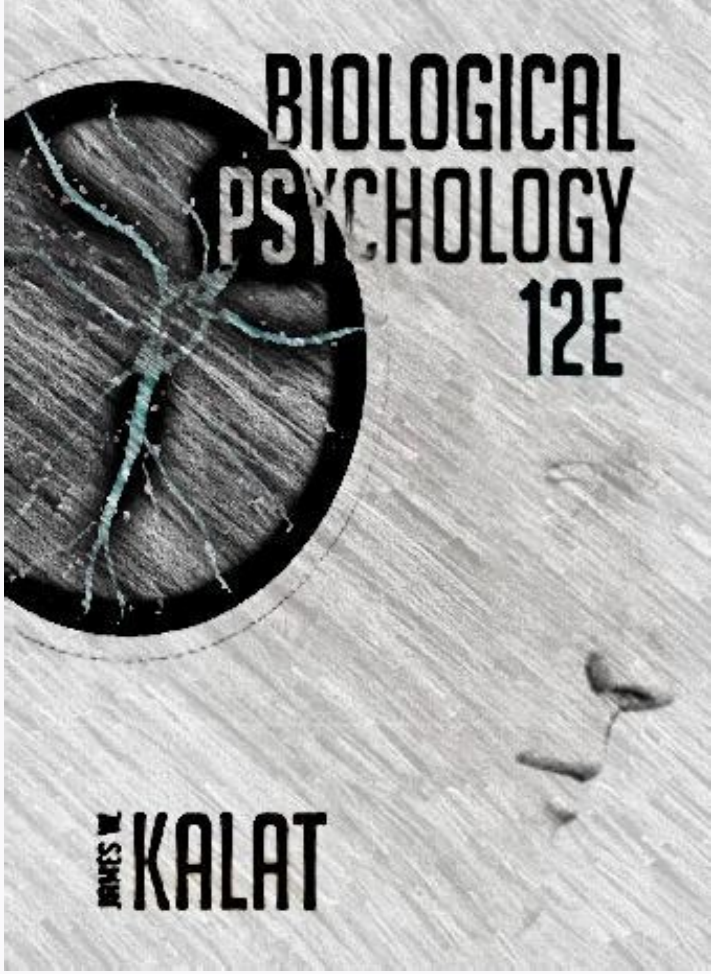


The chapters are broken up into sections with self-tests. I used them to make sure I was on track with the material.

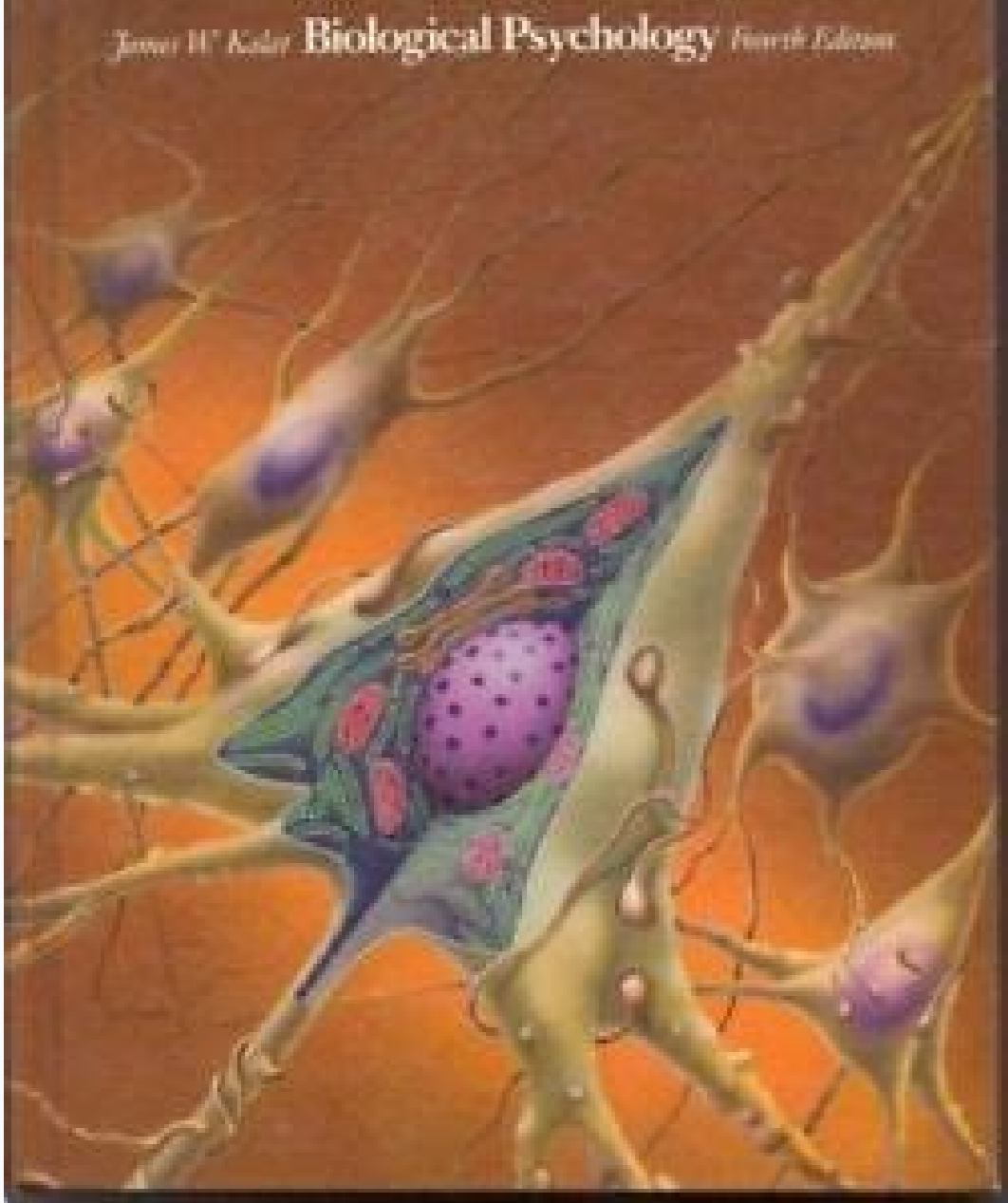
Chapter 02

- c. EPSP followed by IPSP
 - d. simultaneous EPSP and IPSP
- ANSWER: a
57. What determines whether a neuron has an action potential?
- a. Only the number of EPSPs impinging on an axon
 - b. Only the number of EPSPs impinging on the dendrites
 - c. The combined effects of EPSPs and IPSPs
 - d. Summation effects of IPSPs
- ANSWER: c
58. Which one of Sherrington's inferences about the synapse was wrong?
- a. Transmission at a synapse is slower than transmission of impulses along an axon.
 - b. Transmission at the synapse is primarily an electrical process.
 - c. Synapses can be either excitatory or inhibitory.
 - d. Synapses make spatial summation and temporal summation possible.
- ANSWER: b
59. Herb is watching a documentary on Dr. Loewi. He learned that neuroscientists first understood that synapses use chemicals to communicate because Dr. Loewi _____.
- a. decreased a frog's heart rate and then used adrenaline to speed it up
 - b. stimulated a frog's heart that was in a fluid bath and then used just the fluid to stimulate a second heart
 - c. measured the reflex speeds in dogs
 - d. applied adrenaline directly onto a heart muscle
- ANSWER: b
60. The research that firmly established synaptic communication as chemical was _____.
- a. Elliot's adrenaline mimicking sympathetic activation
 - b. Loewi's transfer of fluid from stimulated frog hearts
 - c. Sherrington's study of reflexes
 - d. Eccles's measurement of IPSPs
- ANSWER: b
61. After one frog's heart has been stimulated, an extract of fluid from that heart can make a second frog's heart beat faster. What conclusion did Otto Loewi draw from these results?
- a. Transmission at synapses is a chemical event.
 - b. The sympathetic and parasympathetic nervous systems are antagonistic.
 - c. Transmission at heart muscle synapses is electrical.
 - d. Hormones facilitate the actions of the nervous system.
- ANSWER: a

All and all, a good textbook. October 24, 2014When I made the decision to study psychology I thought it would be best to learn more about how the human brain works. This book and the class I took was absolutely fascinating. I would recommend this book to any one who wants to learn more about biological psychology. May 27, 2021May 12, 2022Zo hé, ik dacht even dat ik dit in een paar dagen kon lezen. Als je niks van biologie weet is dit een heel moeilijk boek om te lezen, vaak gebruiken ze termen die een leek nog nooit gehoord heeft. Gelukkig heb ik heerlijk bio gehad op sprint dus het ging me net ietsje beter af. Oh, en het is hele interessante stof. June 18, 2019Great refresher of the wonderful connection within our brain and to the rest of the body and behaviours! Love the end of chapter quizzes to help solidify learning. October 20, 2018This textbook deals with the different areas of the body and how the brain can influence it. Recommended 14+ for adult topics. Used with Liberty University Online's 380 Physiological Psychology. October 6, 2009This text book, along with the professor, not only completely changed my major, but I brought it with me on my Iraq deployment almost two years after the class was over. September 12, 2019I read quite some books on the psychology of happiness and thinking methods and it was time to shift to something concrete. I chose this book a while back (about 3 years) and have been wanting to read it since. For being a textbook it is extremely interesting and informative. Through evolutionary, clinical and informative perspectives, Kalat gives mechanisms of various body mechanisms like how membrane of a neuron's sodium-potassium pump works, how electrical messages travel through neurons, inhibitions and excitations of neurons. Later he explains brain structures, central and peripheral nervous systems, how brain is divided into 4 lobes and their functions more or less. He goes to eyes to explain the rods and cones, chemical senses (most important for us) like taste and olfaction, movement mechanisms (type of muscles, areas of brain controlling it, motor neurons, and diseases associated with it). Physiology associated with sleep, temperature control, sexual behaviours, biology of emotion, learning and memory, and development of language and some elementary things on consciousness are some topics over the last half. There are tons of amazing facts, one of them is as follows, "In 1800s, some physicians used to prescribe heroin to alcohol addicts so they can stop using alcohol. Only later when they found how addictive heroin is that they stopped the suggestion." "Beware of your doctor!" :D January 24, 2022Am I allowed to write book reviews for textbooks? It feels wrong. I genuinely loved taking biopsych, and I looked forward to reading this text. Even when the content was challenging, I couldn't help but be struck over and over again by the thought how deeply interesting. "Biological psychology is the most interesting topic in the world. No doubt many people in other fields think their topic is the most interesting, but they are wrong. This really is the most interesting" (Kalat, 2014). I can't help but agree—if I don't end up working in a related field I plan on making a point of trying to stay on top of the new findings it brings forth. March 31, 2021Oh jaa..



Kui kipub meelest minema, kui põnev, kompleksne, hämmastav ja lihtsalt äge on inimese aju. Selle õpiku (taas)lugemine taaselustas väga-väga hästi selle esmase armumise bioloogilisse psühholoogiasse, mis mul baka esimesel kursusel toimus. Ma tahaks seda soovitada igähele, sest selle lugemine on tõeline vaimustav seiklus. May 6, 2022The least engaging psychology textbook I've ever read. The chapter opens: you learn 20 new terms before you even flip the page. Rather than explain concepts *using* important vocabulary, the author uses the space to explain what each new term means and little else. The content of the chapters is like an extended version of the glossary, and there's altogether WAY too much unnecessary information. August 2, 2021An incredible psychology textbook that explains biology and psychology easily for students to study and understand. Highly recommend and is my go to book when I forget something biology related. September 24, 2021May 29, 2022nu o sa va mint prieteni... am citit doar 3 captole din cartea asta...



pt facultate... dar mi-a placut [ft accesibilă dar biologia a fost cam minimală December 8, 2022Very informative! Sometimes a little repetitive but very clear and great at conveying the information it needed to. December 8, 2022not recommended, masakit sa ulo [February 4, 2023generalnie spoko, po kazdym rozdziale jest powtorzenie, ale wedlug mnie autor momentami za bardzo skupia sie na pierdolach a za malo rozwija te istotniejsze zagadnienia. March 10, 2023Displaying 1 - 30 of 57 reviewsGet help and learn more about the design.