


☐

I'm not robot

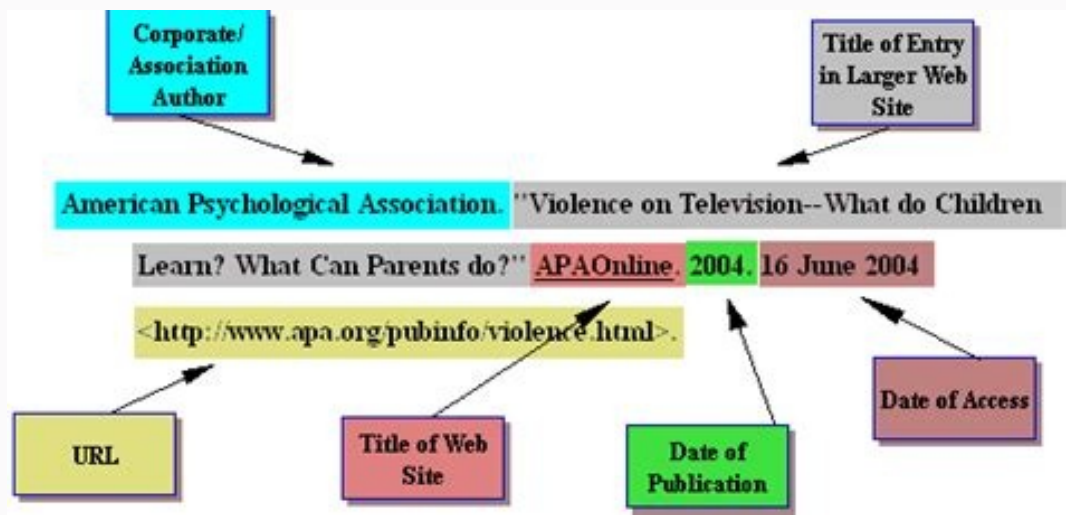

reCAPTCHA

Submit

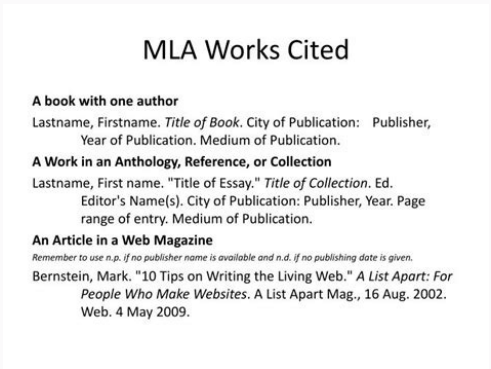
How to cite pictures in powerpoint mla format

How to cite a photo mla format. How to cite images in powerpoint mla.

Go to Search Content, Themes or Brands in the menu. Cite an image for an online presentation the same way you would cite an image online. Specify the image and its number by choosing the optional elements at the end of the element or in parentheses in the text: Benton, Thomas Hart. Power tools. 1930-1931 The Met, The Metropolitan Museum of Art, www.metmuseum.org/blogs/now-athet-met/from-the-director/2012/benton/slideshow. 1 Hart Benton's Troston Power Instruments chest panels are part of a larger wall painting (Figure 1). Cite the submission image for images you have personally viewed and credit the speaker's name as the author if they created the image on the image. Then specify the name of the image as the source name. Consider the delivery name or class name as the name of the container. Then enter the date and location. Indicate the image and its number in the caption on the optional elements at the end of the element or in the balance in your text: If the teacher did not create the image image, provide the original information, how many images, conferences, conferences, Conferences, live presentations, websites, websites, cited works were published in 2018. March 2 The form in which you cite a style MLA image depends on where you looked at it. Images can often be found by searching the Internet; In this case, you will be presented with a site where the image is in this format. Name in MLA format, name. "Image title" or image description. Web Name, Moon Day, URL. MLA works at Cit  Quinn, Pete entrance.



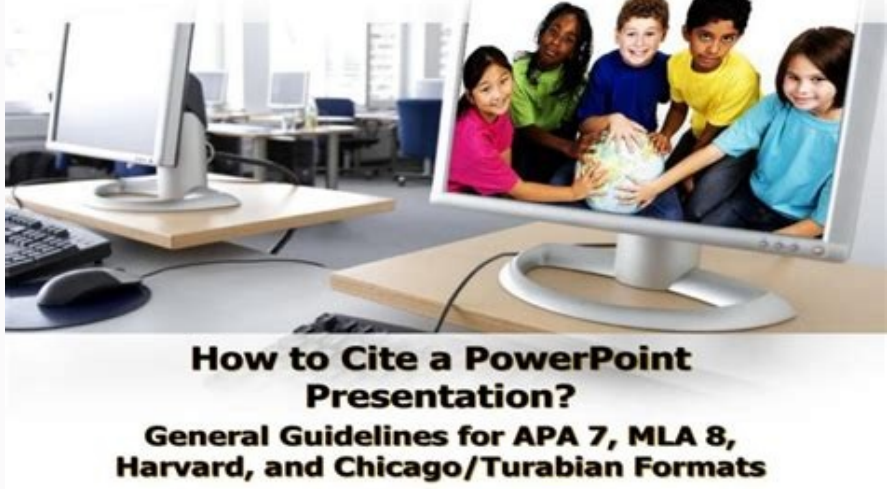
Cite the submission image for images you have personally viewed and credit the speaker's name as the author if they created the image on the image. Then specify the name of the image as the source name. Consider the delivery name or class name as the name of the container. Then enter the date and location. Indicate the image and its number in the caption on the optional elements at the end of the element or in the balance in your text: If the teacher did not create the image image, provide the original information, how many images, conferences, conferences, Conferences, live presentations, websites, websites, cited works were published in 2018. March 2 The form in which you cite a style MLA image depends on where you looked at it. Images can often be found by searching the Internet; In this case, you will be presented with a site where the image is in this format. Name in MLA format, name. "Image title" or image description. Web Name, Moon Day, URL. MLA works at Cit  Quinn, Pete entrance. "Portrait of the European Gray Wolf". Flickr, 2019 December 21, COP.KR/P/2K6VQ7V. In-Text Citation MLA (Quinn) Remember that if you find an image using a search engine like Google, you must cite and link to the site where the image is located, not to the search engine. Attach images as drawings. If you insert an image directly into the article, it must be tagged with the "Fig" tag.B/Skip for search by content menu. Search for messages, one or one tag. Quote the image from a slideshow on the Internet the same way you cite the image on a website.



Cite an image for an online presentation the same way you would cite an image online. Specify the image and its number by choosing the optional elements at the end of the element or in parentheses in the text: Benton, Thomas Hart. Power tools. 1930-1931 The Met, The Metropolitan Museum of Art, www.metmuseum.org/blogs/now-athet-met/from-the-director/2012/benton/slideshow.



Then specify the name of the image as the source name. Consider the delivery name or class name as the name of the container. Then enter the date and location. Indicate the image and its number in the caption on the optional elements at the end of the element or in the balance in your text: If the teacher did not create the image image, provide the original information, how many images, conferences, conferences, Conferences, live presentations, websites, websites, cited works were published in 2018. March 2 The form in which you cite a style MLA image depends on where you looked at it. Images can often be found by searching the Internet; In this case, you will be presented with a site where the image is in this format. Name in MLA format, name. "Image title" or image description. Web Name, Moon Day, URL. MLA works at Cit  Quinn, Pete entrance. "Portrait of the European Gray Wolf". Flickr, 2019 December 21, COP.KR/P/2K6VQ7V. In-Text Citation MLA (Quinn) Remember that if you find an image using a search engine like Google, you must cite and link to the site where the image is located, not to the search engine. Attach images as drawings. If you insert an image directly into the article, it must be tagged with the "Fig" tag.B/Skip for search by content menu. Search for messages, one or one tag. Quote the image from a slideshow on the Internet the same way you cite the image on a website. Place the slide and its number in the optional item field at the end of the recording or in brackets in the text: Benton, Thomas Hart. Power tools. 1930-1931 The Met, The Metropolitan Museum of Art, www.metmuseum.org/blogs/now-athet-met/from-the-director/2012/benton/slideshow. Slide 1. Thomas Hart Benton \ xe2 \ x80 \ x99S The POWER instrument panel is part of a larger fresco (Slide 1). Watch the image from a slide presentation that you personally reviewed by crediting the speaker's name as the author if he or she created an image on the slide. Then enter the name of the image as the resource name. Enter the presentation name or class name as the container name. Then enter the date and location. Place the slide and its number in an optional place at the end of the message or in the parenthetical quote in the text: If the speaker did not create an image on the slide, provide information about the original if known: Images: Images , Lectures, live broadcasts. Presentation recordings, websites, works cited lists published March 2, 2018. The format of the MLA style image depends on where the image was displayed. Images can often be found by completing searches on the Internet. In this case, \xe2\x80\x99 lists the site where the image is located in the next format. Last name, name of the creator of the MLA format. \xe2\x80\x99 of the image. \xe2\x80\x99 or description of the image.



Power tools. 1930-1931 The Met, The Metropolitan Museum of Art, www.metmuseum.org/blogs/now-athet-met/from-the-director/2012/benton/slideshow. 1 Hart Benton's Troston Power Instruments chest panels are part of a larger wall painting (Figure 1). Cite the submission image for images you have personally viewed and credit the speaker's name as the author if they created the image on the image. Then specify the name of the image as the source name. Consider the delivery name or class name as the name of the container. Then enter the date and location. Indicate the image and its number in the caption on the optional elements at the end of the element or in the balance in your text: If the teacher did not create the image image, provide the original information, how many images, conferences, conferences, Conferences, live presentations, websites, websites, cited works were published in 2018. March 2 The form in which you cite a style MLA image depends on where you looked at it. Images can often be found by searching the Internet; In this case, you will be presented with a site where the image is in this format. Name in MLA format, name. "Image title" or image description. Web Name, Moon Day, URL. MLA works at Cit  Quinn, Pete entrance. "Portrait of the European Gray Wolf". Flickr, 2019 December 21, COP.KR/P/2K6VQ7V.

Citing a Live PowerPoint Presentation.

Author/Lecturer (Last, First). "Title of Presentation". PowerPoint presentation. Place. City, State. Date.

Example:

Mrs. Lee. "Your Historical Research Essay." PowerPoint presentation. Bolca Grande High School. Garden Grove, CA. 15 December 2011

If citing a PowerPoint from the Internet, you would need to include the date accessed and the URL.

Power tools. 1930-1931 The Met, The Metropolitan Museum of Art, www.metmuseum.org/blogs/now-athet-met/from-the-director/2012/benton/slideshow.

1 Hart Benton's Troston Power Instruments chest panels are part of a larger wall painting (Figure 1). Cite the submission image for images you have personally viewed and credit the speaker's name as the author if they created the image on the image. Then specify the name of the image as the source name. Consider the delivery name or class name as the name of the container. Then enter the date and location. Indicate the image and its number in the caption on the optional elements at the end of the element or in the balance in your text: If the teacher did not create the image image, provide the original information, how many images, conferences, conferences, Conferences, live presentations, websites, websites, cited works were published in 2018. March 2 The form in which you cite a style MLA image depends on where you looked at it. Images can often be found by searching the Internet; In this case, you will be presented with a site where the image is in this format. Name in MLA format, name. "Image title" or image description. Web Name, Moon Day, URL. MLA works at Cit  Quinn, Pete entrance. "Portrait of the European Gray Wolf". Flickr, 2019 December 21, COP.KR/P/2K6VQ7V. In-Text Citation MLA (Quinn) Remember that if you find an image using a search engine like Google, you must cite and link to the site where the image is located, not to the search engine. Attach images as drawings. If you insert an image directly into the article, it must be tagged with the "Fig" tag.B/Skip for search by content menu. Search for messages, one or one tag. Quote the image from a slideshow on the Internet the same way you cite the image on a website. Place the slide and its number in the optional item field at the end of the recording or in brackets in the text: Benton, Thomas Hart. Power tools. 1930-1931 The Met, The Metropolitan Museum of Art, www.metmuseum.org/blogs/now-athet-met/from-the-director/2012/benton/slideshow. Slide 1. Thomas Hart Benton \ xe2 \ x80 \ x99S The POWER instrument panel is part of a larger fresco (Slide 1). Watch the image from a slide presentation that you personally reviewed by crediting the speaker's name as the author if he or she created an image on the slide. Then enter the name of the image as the resource name. Enter the presentation name or class name as the container name. Then enter the date and location. Place the slide and its number in an optional place at the end of the message or in the parenthetical quote in the text: If the speaker did not create an image on the slide, provide information about the original if known: Images: Images , Lectures, live broadcasts. Presentation recordings, websites, works cited lists published March 2, 2018. The format of the MLA style image depends on where the image was displayed. Images can often be found by completing searches on the Internet. In this case, \xe2\x80\x99 lists the site where the image is located in the next format.

Last name, name of the creator of the MLA format. \xe2\x80\x99 of the image. \xe2\x80\x99 or description of the image. The website name, day, year, month, URL. MLA Works quoted Kuinna's message, Pete. \ Xe2 \ x80 \ x9 Porter of a European gray wolf. \Xe2\x80\x9d Flickr, December 21, 2019, flic.kr/p/2k6vq7v. MLA In-Text Citation (Quinn) Be careful: When you find an image using a search engine, such as Google, you should provide a link to the website where the image is published, not to the search engine. Image attachment as images When you attach a fileSources of the list of these works because you are already providing all the information in the signature. 2. For the option you need a specific entry containing all the information. This example uses a second approach. When quoting a museum or gallery photos to quote a museum or gallery artwork, you must include the name of the institution and the city in which it is (unless the name of the city is already part of the name of the name authority). Format the artist's name and name MLA. Job title. or description of artwork. Year, institution name, city. Entrance quoted by MLA Refandt Mia. Night clock. 1642, Rijkmuseum from Amsterdam. Quote in the text MLA (Rembrandt) If you consult a museum site, not in person, you should include the name of the page (usually the same as the museum name) and the URL. Format the artist's name and name MLA. Job title. or description of artwork. Year. Site name, URL. The work of the Member quoted

Prado Museum, www.museodelprado.es/en/the-collection/art-work/saturn/18110A75-b0e7-430C-BC73-2A4D55555555893BD6. The quote in the text MLA (Goya), quoting books, when you refer to the image you have encountered in the book is often enough to just quote the whole book. Add a drawing and/or page number to identify the reference image. However, if the photo is the work of someone other than the main book, please provide more details of the image (that is, the author, name or description, year), followed by the details of the book's details normal format. If the cited works define one page in which the image appears, there is no need to include the page number in the quotation text. Format MLA Image Creative Surname, First Name. Image name. or a description of the image. Year. The title of the book, according to the author, name, publisher, year, p. Page number. Mla Work other record Hals, Frans. Clown with lion. 1625.

Norton Shakespeare, Ed. 3, edited by Stefan GreenbaVolume, pp. Page range, doi or URL, MLA Works cites Abrams, Max, et al. Civilian Attacks Explained: Terrorist Networks, Key Agent Issues, and Target Selection. Perspectives on Terrorism, Vol. 3. 12, No. 1, February 2018, pp. 23, pp. 45, www.jstor.org/stable/26343744. For an in-text MLA citation (Abrahms et al., Figure 2, p. 30) where the image does not identify the author(s) of the article, it is best to include the information in the image, usually followed by details of the journal article. Author's first and last name in MLA format. Image title. or description of the image. Year. Title of the article, surname, first name of the author, name of the journal, Vol. Volume, no. Number, month, year, page range, DOI or URL, page 1. Page image number. MLA's works cite Rembrandt's notes. View of Amsterdam. 1640. The Art of Social Inquiry: Exploring the World and Us with Rembrandt, Iftikhar Ahmad, Journal of Aesthetic Education, Vol. 42, No. 2, Summer 2008, pp. 19, 37, www.jstor.org/stable/25160276, pp. 1. 26. MLA Text Reference (Rembrandt). Scribbr's new AI proofreader checks your document and corrects spelling, grammar, and punctuation errors with near-human accuracy and AI efficiency! Korement My Papers MLA Citation FAQs How do I cite a source that does not have an author or page number in the MLA? If the source does not have an author, begin the MLA Works Cited entry with the source's name. Use a shortened version of the name in the text of the MLA agreement. If the source does not have page numbers, you can use another index (such as the chapter number or timestamp of the video or audio source) to identify the corresponding passage in the text. If the source does not have chapter numbers, indicate only the name (or position) of the author. If you have already indicated the author or title in your proposal and the locator is not available, you do not need a parenthetical citation: Rajaram argues that ideas about migration are shaped by cultural interests, political and ideological.The MLA-style citation format for a PowerPoint presentation or other image-based presentation depends on how you view the presentation. If the images can be viewed online, the format is similar to that of the web: author and title of the presentation, site name in italics, publication date and URL. Use the figure number to indicate the location of relevant information in the text. Author's last name and first name in MLA format. Presentation title. Web name, day, month, URL. Works MLA cited Vanderbauwhede, Wim. Further thoughts on work-life balance. SlideShare, 2020 January 24, www.slideshare.net/wimvanderbauwhede/a-fe-indts-on-work-lifeBalance. In-text citation (Vanderbauwhede, slide 4) PowerPoint personally viewed If you have viewed the PowerPoint yourself and it is not available online, cite it with information about the context in which you viewed it: title. Course date, lessons, name and location of the university. You can also add an optional label, PowerPoint Presentation, for clarity. Author's last name and first name in MLA format. Presentation title. Slide presentation. MLA works cited Smith, Jane. Introduction to MLA Style in 101 Academic Citations, 2018 November 15, Yale U, New Haven. Slide presentation. In-text citation MLA (Smith, slide 7) Keep in mind that citing the online version is the best choice whenever possible because the reader can view the presentation directly. Citing content reproduced in PowerPoint If you want to cite content reproduced in PowerPoint (for example, an image or a quote from someone else who created the images), it is best to cite the original source whenever possible. Try searching for a resource or asking your instructor. However, if necessary, you can consider the source within the source. Quote Details about the original SouleSeptember 2019, Duke U, Durham. Slide 7. MLA In-Text Citation (Picasso) MLA Citation FAQ How do I cite a source without an author or page number in MLA? If the source has no author, the MLA Works Cited entry should begin with the name of the source. Use the abbreviated version of the title in an MLA in-text citation. If the source does not have page numbers, you can use an alternative indicator (such as the chapter number or timestamp of the video or audio source) to identify the relevant part of the citation in the text. If there are no chapter numbers in the source, only the author's surname (or position) should be given. If you have already included the author or title in the sentence and the URL is not available, then the parentheses are not needed. The correspondent's website describes it as a movement for radically different news. If you want to cite this source, you can copy and paste the citation or click the Cite button in this Scribbr article. Button to automatically add a quote to our free quote generator. Caulfield, J. (16 June 2022). How to Cite Powerpoint MLA Format and Examples. Writer. Retrieved September 25, 2023, from . You have already voted. Thank you :-> Your vote will be saved :-> Edit your vote... Vote...