




Making Camp a Cozier Place!

Using Scraps Quilt
Finished Size: approx. 62" x 74"




Fabric needed for quilt top:


- **1 BOX OF 2 1/2" STRIPS** (Note: use various color combos).
- You need thirty (30) Blocks - 12 1/2" (finished 12").
- **BINDING** - seven (7) 2 1/2" x WOF strips.



- Each block contains eighteen (18) 4 1/2" x 2 1/2" rectangles.
 - 540 - 4 1/2" x 2 1/2" rectangles are required for this quilt.

1. Sew two (2) 4 1/2" x 2 1/2" rectangles together.





2. Sew two (2) $4\frac{1}{2}'' \times 2\frac{1}{2}''$ rectangles to the top and bottom of the unit created above.

3. Sew two (2) $4\frac{1}{2}'' \times 2\frac{1}{2}''$ rectangles to the left and right sides of the unit created above.
4. Then sew two (2) $4\frac{1}{2}'' \times 2\frac{1}{2}''$ rectangles to the top and bottom of the new unit.



5. Sew three (3) $4\frac{1}{2}'' \times 2\frac{1}{2}''$ rectangles to the left and right sides of unit created above.
6. DONE!!!!
7. Repeat 29 times!
8. **Note:** When putting your rows together, and not adding a border, please backstitch the ends of the row. When you are sewing the pieces together, there is always an intersection of the seams. Backstitching keeps them from pulling apart.

9. For the binding, sew strips together, fold the strip in half and press.

All patterns for Snuggled In Hope are just ideas. You can make them your own designs. We ask that you make the finished top at least $55'' \times 65''$ and no bigger than $60'' \times 70''$. You can add borders to reach the needed size. Remember all the borders don't have to be the same size or even on all four sides. Quilt tops will lose about 3% of their size once they are quilted and washed. Each quilt going to camp is washed before delivered. There are absolutely no quilt police! Please be creative These quilts are for kids who will love them no matter what.

NOTE: If you picked up one of the already prepared kits, please know we did our best to see that everything was correct. However, we may have missed something. You may sub something you have on hand or simply return the kit for a new one.

Phone: Kyle H = 419-989-0672

E-Mail: snuggledinhopequilts@outlook.com

Website: snuggledinhopequilts.com

Facebook: Snuggled In Hope Quilts



amazon smile

P.O. BOX 541
Marion, Ohio 43301