

## Snow Queen Rehearsal Schedule, December, 2019

### Week 1 Dancers: Rehearsal and Performance Schedule at the Herberger Theater Center

Herberger Theater Center, Stage West

Drop off dancers at the loading dock on 2<sup>nd</sup> Street north of Van Buren. Enter at the stage door located at the southeast corner of Van Buren and 2<sup>nd</sup> Street.

Thursday, December 5<sup>th</sup>: Spacing Rehearsal at the theater, no costumes or makeup

Please arrive 10-15 minutes before your rehearsal time. Parents/Guardians are welcome to come in to the theater to watch.

4:00-5:00pm—All Village Scene

5:00-6:15pm—Rosebuds, Snowflakes, Storm Clouds

6:15-7:15pm—All Autumn Scene

7:15-7:45pm—Flowers

Friday, December 6<sup>th</sup>: Dress Rehearsal At the theater- 4:30-6:30 pm: costumes, no makeup

Dancers and parents/guardians are welcome to watch the dress rehearsal when they are not dancing. They are allowed to leave after they dance.

Call: Act 1 (Village, Rosebuds, Flowers)- 4:00 pm

Act 2 (Autumn, Snowflakes, Storm Clouds) – 4:30 pm

Saturday, Dec. 7: Performances at 2:00 pm and 7:00 pm

2:00 performance

Call: ALL DANCERS: 12:15 pm to set curtain call

7:00 performance

Call: Act 1—6:00 pm

Act 2—6:30 pm

Sunday, Dec. 8: Performances 2:00 and 5:00

2:00 performance

Call: Act 1—12:30 pm

Act 2—1:30 pm

5:00 performance

Call: Act 1—4:00 pm

Act 2- 4:30 pm

**\*\*WEEKS 2 and 3 REHEARSAL at Dance Theater West\*\***

1:00-1:45—Village Scene

1:45-2:30—Rosebuds, Snowflakes, Flowers

2:30-3:15—Sprites, Court (no ravens, no storm clouds)

## **Week 2 Dancers: Rehearsal and Performance Schedule at the Herberger Theater Center**

Herberger Theater Center, Stage West

Drop off dancers at the loading dock on 2<sup>nd</sup> Street north of Van Buren. Enter at the stage door located at the southeast corner of Van Buren and 2<sup>nd</sup> Street.

### **Friday, December 13<sup>th</sup>: Spacing Rehearsal at the theater- costumes, no makeup**

Please arrive 10-15 minutes before your rehearsal time. Parents/Guardians are welcome to come in to the theater to watch.

4:00-5:00pm—All Village Scene

5:00-6:15pm—Rosebuds, Snowflakes, Storm Clouds

6:15-7:15pm—All Autumn Scene

7:15-7:45pm—Flowers

### **Saturday, Dec. 14th: Performances at 2:00 pm and 7:00 pm**

2:00 performance

Call: ALL DANCERS: 12:15 pm to set curtain call

7:00 performance

Call: Act 1—6:00 pm

Act 2—6:30 pm

### **Sunday, Dec. 15th: Performances 2:00 and 5:00**

2:00 performance

Call: Act 1—12:30 pm

Act 2—1:30 pm

5:00 performance

Call: Act 1—4:00 pm

Act 2- 4:30 pm

## **WEEK 3 dancers: NO rehearsal**

### **Week 3 Dancers: Rehearsal and Performance Schedule at the Herberger Theater Center**

Herberger Theater Center, Stage West

Drop off dancers at the loading dock on 2<sup>nd</sup> Street north of Van Buren. Enter at the stage door located at the southeast corner of Van Buren and 2<sup>nd</sup> Street.

#### **Friday, December 20<sup>th</sup>: Spacing Rehearsal at the theater**

Please arrive 10-15 minutes before your rehearsal time. Parents/Guardians are welcome to come in to the theater to watch.

4:00-5:00pm—All Village Scene

5:00-6:15pm—Rosebuds, Snowflakes, Storm Clouds

6:15-7:15pm—All Autumn Scene

7:15-7:45pm—Flowers

#### **Saturday, Dec. 21st: Performances at 2:00 pm and 7:00 pm**

2:00 performance

Call: ALL DANCERS: 12:15 pm to set curtain call

7:00 performance

Call: Act 1—6:00 pm

Act 2—6:30 pm

#### **Sunday, Dec. 22nd: Performances 2:00 and 5:00**

2:00 performance

Call: Act 1—12:30 pm

Act 2—1:30 pm

5:00 performance

Call: Act 1—4:00 pm

Act 2- 4:30 pm






## Snow Queen Backstage Notes on Etiquette


1. Do not eat or drink in your costumes.
2. Do not bring any foods or drinks that may stain your costume or the costumes around you.
3. DO NOT BRING ANY SNACKS THAT HAVE PEANUTS (we have many dancers with severe allergies)
4. No food or drinks (except water) in the dressing rooms. All snacks need to be eaten in the greenroom or in the hallway.
5. Hang up your costume when you are not wearing it.
6. Only bring a small dance bag for your belongings; we have limited space.
7. Bring something to do to keep you busy and quiet for the times when you are not dancing.
8. Do not bring valuables to the theater.
9. No jewelry is to be worn onstage (stud earrings are allowed)
10. No fingernail polish. No toenail polish for barefoot dancers.
11. Use quiet voices in the hallways and in the greenroom.
12. No talking backstage or in the wings.
13. When you are not dancing, stay in your dressing room or on your chair. You may not watch the show from backstage.
14. Keep the hallways clear for the adult dancers.
15. Stay clear of the adult dancers' dressing rooms.
16. Listen to the stage manager's calls over the intercom.
17. Be respectful to the backstage parents, costumer, and makeup artist.
18. If there is a problem, find a backstage parent to report it.
19. Remember that this is a professional dance performance. Stay focused and stay in character when you are on stage.
20. Enjoy the show!!!

### Answers to common questions:

1. On Saturday, there is at least a two hour break between shows. Dancers may leave the theater to get dinner and be back by call time. On Sunday, there is only 45 minutes between shows. It is recommended that dancers bring a snack to eat at the theater between shows.
2. On performance days, the best place to park is Arizona Center. You can get a \$6 parking voucher at the box office. For rehearsals, you cannot get a voucher. Parking meters run until 8:00 pm downtown.
3. Only volunteer parents are allowed backstage. When the performance is over, dancers will meet their families outside of the stage door (Southeast corner of Van Buren and 2<sup>nd</sup> Street).
4. A professional photographer will be available between shows on Sunday to take photos of dancers in their costumes. There will be a form to fill out at the boutique in the lobby. There will be a professional videographer for each weekend. To order a video, there will also be a form at the boutique in the lobby.

## Snow Queen Costume Requirements

Lasses , Sisters, Misses	Costume requirements	Hair	Makeup
	None: all costume parts are provided. For comfort, they may want to wear a light-colored leotard under their blouses. No tights, no ballet shoes, no dark-colored underclothing.	Half up in a ponytail, half down. Curls are optional.	Will be done by the makeup artist. No fingernail or toenail polish. No jewelry.
Maestros, Maidens	Costume Requirements	Hair	Makeup
	None: all costume parts are provided. For comfort, they may want to wear a light-colored leotard under their blouses. No tights, no ballet shoes, no dark-colored underclothing.	Half up in a ponytail, half down. Curls are optional.	Can be done by the dancer: Heavy street makeup: blush, eyeliner, mascara, bright lipstick. No fingernail or toenail polish. No jewelry.
Rosebuds and Flowers	Costume	Hair	Makeup
	They need pink tights and pink ballet shoes.	Bun	Will be done by the makeup artist
	Flowers may wear a nude leotard underneath. No straps may show in the back (no cross straps)	Bun	Will be done by the makeup artist
Sprites	Costume Requirements	Hair	Makeup
	None: all costume parts are provided.	Wildly teased. Can be done at the theater	Will be done by the makeup artist

Court Ladies	Costume Requirements	Hair	Makeup
	<p>Nude camisole leotard, pink tights, pink ballet Shoes</p> <p>Courtiers: black ballet shoes</p>	<p>Bun</p>	<p>Dark or brown lipstick, mascara, eyeliner. Makeup artist will provide glitter.</p>
Ravens	Costume Requirements	Hair	Makeup
	<p>Black socks, black jazz shoes</p>	<p>Tight low bun, lots of hairpins</p>	<p>Dark lipstick, mascara, eyeliner. Makeup artist will provide glitter</p>
Snowflakes	Costume Requirements	Hair	Makeup
	<p>White or nude tank leotard, pink or white tights, pink or white ballet shoes</p>	<p>Bun</p>	<p>Will be done by the makeup artist</p>
Storm Clouds	Costume Requirements	Hair	Makeup
	<p>Black tank leotard, pink tights, pointe shoes</p>	<p>Bun</p>	<p>Mascara, eyeliner, dark lipstick. Makeup artist will design the makeup.</p>