

S
799
F2br
1943-1944

STATE OF MONTANA
BIENNIAL REPORT
OF THE
FISH AND GAME
COMMISSION

STATE DOCUMENTS COLLECTION

FOR

MAY 2 2000

May 1, 1942 — April 30, 1943

May 1, 1943 — April 30, 1944

MONTANA STATE LIBRARY
1515 E. 6th AVE.
HELENA, MONTANA 59620



PUBLISHED BY THE
MONTANA FISH AND GAME DEPARTMENT
Helena, Montana

MONTANA STATE LIBRARY



3 0864 0016 1655 9

STATE OF MONTANA

BIENNIAL REPORT

OF THE

FISH AND GAME
COMMISSION

FOR

May 1, 1942 — April 30, 1943

May 1, 1943 — April 30, 1944



PUBLISHED BY THE
MONTANA FISH AND GAME DEPARTMENT
Helena, Montana

NAEGELE PRINTING CO., HELENA, MONT.



Helena, Montana,
December 20, 1944

To His Excellency
Sam C. Ford
Governor of the State of Montana
Helena, Montana.

Dear Governor Ford:

Transmitted herewith is the Montana Fish and Game Department's Financial Report for the biennial period from May 1, 1942 to April 30, 1944.

The Commission has forged slowly, but steadily, ahead with its conservation and restoration programs. Due to the war, there has been a severe shortage of equipment and personnel. The large balance on hand is due to the accumulation of funds through curtailment of our many activities.


The equipment of the Department is in need of replacement and large expenditures of money will be needed when it is possible to obtain new materials.


In a recent nation-wide poll, it was estimated there will be an increase of 30 per cent in fishermen and hunters immediately following the close of hostilities. This presents all conservation departments with a grave problem and obligation. This Department will require more funds if it is to meet its obligation to sportsmen. It is felt that this revenue may be derived largely from an increase in the license fees.

The Department acknowledges, with a deep sense of gratitude, your continued interest in the welfare of Montana's wildlife resources and appreciates the support which you have given the Commission's conservation program.

Respectfully submitted,

MONTANA FISH and GAME COMMISSION


Chairman.


Secretary

State of Montana
FISH AND GAME COMMISSION
Helena, Montana

M E M B E R S

ELMER JOHNSON, Chairman, Glasgow

WM. CARPENTER, Butte

J. W. SEVERY, Missoula

A. C. GRANDE, Lennep

E. G. VEDOVA, Roundup

J. S. McFARLAND

State Fish and Game Warden, Helena

ELMER G. PHILLIPS

Supt. State Fisheries, Helena

MONTANA'S WILDLIFE RESTORATION PROGRAM

Introduction

It is interesting to note that in the past century and a half Montana has passed through a period of unbelievable abundance of game animals followed by slaughter and the resultant scarcity verging in some cases on extinction. There then followed the slow process of building back this depleted resource. We are still engaged in the latter phase of game management.

In this period of restoration a great many problems must of necessity arise regarding proper numbers of various game species to be carried on the many and diverse ranges within the scope of a state as large as ours. A great many other important industries have developed and wildlife must be placed in its proper relationship with these. Detailed investigations are of course necessary in determining this information. These are time-consuming and of necessity somewhat costly. For this reason until the inauguration of the Wildlife Restoration program, the Fish and Game Commission found it impossible, working on their limited budget, to finance this type of work to any extent. The passage by Montana's Legislature in 1941 of the Assent Act in Wildlife Restoration placed additional funds at the disposal of the Fish and Game Commission. At the beginning of the program wildlife investigations and surveys made up an important share of the work carried out. This was necessary in order that a fund of information could be quickly built up which would indicate clearly the needs for various types of wildlife development.

Big Game Investigations

In these first years of the program detailed investigations were carried on over most of the important game ranges in the state. These included the Little Belts, Crazy Mountains, Absaroka, Fish Creek-Thompson River, Gallatin, Sun River, Flathead including the South Fork, Middle Fork and North Fork, Bitterroot, Blackfoot-Clearwater, Swan Valley, Georgetown-Wise River, Madison, and the game range areas throughout eastern Montana. Within these areas the numbers of the various game species were obtained by sex and age classes and distribution. Vital winter ranges were studied in detail; snow and forage conditions were observed; conflicts, if any, with other land uses were investigated; and a detailed list of recommendations regarding the management on each area was drawn up and submitted to the Fish and Game Commission.

Game Bird Investigations

The survey work also included investigations of the game birds. The entire state was covered extensively. The range of each important species was mapped and important information concerning population densities was obtained. This information was also prepared in a concise report which was submitted to the Fish and Game Commission.

Fur Resource Investigation

Another phase of the survey work has included a study of the fur resources of the state. Through the years these have been seriously exploited and a great deal of information is now needed in order to build this important resource back to its proper place. For this purpose a

management unit was selected in northwestern Montana known as the North Fork of the Flathead area. This section was found to be typical of most of the mountainous fur-producing sections in the state in that it had been trapped so heavily in the past that a relatively small return of fur was being realized from it. This area has been closed for the last four years. It has been patrolled throughout the winters. The men engaged in this work have obtained a great deal of essential information regarding the numbers of the more valuable fur species such as the pine marten, Canadian lynx, fox, mink and beaver. Indications of such rare species as the fisher and wolverine have also been noted. The range of each of these species has been carefully mapped and analyzed, particularly in regard to the type of cover which each prefers and also its relationship to the various food species such as the snowshoe rabbit, pine squirrel, flying squirrel and others. A very encouraging increase has been noted among the valuable furbearers in this area throughout the period of closure. It is expected when the numbers reach the desired maximum that the annual increase will be carefully harvested by trappers, in this way preventing the violent fluctuation in numbers which has been so common in the past. The information obtained in this area will be as quickly as possible applied throughout the state in order that this resource may be properly developed on a statewide basis.

Trapping and Transplanting Beaver

Following the detailed survey work, and in some cases interwoven with it, has been a definite development program. This has consisted of several phases, one of which is the trapping and transplanting of desirable wildlife species, taking them from areas where they are abundant and liberating them in the sections where they are extremely scarce or in some cases absent entirely. In this way a far better distribution will eventually be obtained. Up to the present time approximately 555 beaver have been live trapped from agricultural sections where they were doing material amounts of damage and moved back into the mountains where the presence of their dams and resultant ponds will be decidedly beneficial both in checking the spring runoff and also in improving the habitat for game fish.

Trapping and Transplanting Mountain Goats

There have been 38 mountain goats moved from the Sun River area into the Crazy Mountains and Beartooth Mountains near the Cooke City-Red Lodge highway. Both of these ranges present ideal habitat for mountain goats but have been isolated from their present range by open valleys which have prevented a natural drift of this species into the areas. Very encouraging reports have been received regarding the development of mountain goats in the Crazy Mountains, where they have apparently become well established. Manpower has been lacking to carry out an intensive follow-up on the Beartooth plant; however, it is felt that these goats are undoubtedly doing quite well. The area is so immense that it will probably be desirable to make several additional plants, one perhaps in the Stillwater Canyon and one in the Boulder River drainage, in order to assure the final success of this project.

Trapping and Transplanting Mountain Sheep

Mountain sheep have been reintroduced into the Gates of the Mountains area where they were once extremely abundant but were subsequently entirely annihilated. Fourteen head have been taken from the lower Sun River Canyon and have been placed in this area. Investigations indicate that this group has drifted some little distance from the point of release but are still well within the desirable range unit.

Trapping and Transplanting Deer

Several restricted range units lying within the western portion of the state present problems of heavy winter use by deer. In some cases this use has extended even to the haystacks of the ranchers living in those areas. Therefore 199 mule deer (blacktail) were trapped in these areas and taken to desirable ranges in the eastern portion of the state. The deer that once inhabited these areas in vast abundance have been almost entirely killed out during the past several decades. The areas, however, present ideal habitat so that huntable numbers may be developed without any appreciable interference with the other land uses within these areas. Up to the present time the Bull Mountains lying between Billings and Roundup, and the badland section lying south of Glendive have been planted with deer.

It is hoped that during the coming winter this program may be expanded to include the capture of whitetail deer and their transfer into several very desirable areas where these deer were once abundant but from which they have been entirely eliminated many years ago. An area outlined for this development lies along the foothills of the Beartooth Range between Red Lodge and the Stillwater Canyon. An abundance of aspen and willow growth, coupled with a desirable pattern of coniferous species, seems to present an ideal habitat for this very desirable deer.

Trapping and Transplanting Game Birds

Among the game birds which have been trapped and transplanted have been 243 sage hens. These were trapped in Carter County in the southeastern corner of the State and released in sagebrush areas north of Helena, near Ovando, in northwestern Madison County, and in the Bitterroot Valley. All of these areas once produced an abundance of this grouse but they were completely killed out during the period of settlement. Chinese Pheasants have been trapped during the winter in areas of abundance along the Milk River and liberated in several sections where this game bird had become somewhat depleted. This wild trapped bird has been found to be extremely hardy and very adaptable. Two thousand five hundred pheasants have now been live-trapped and transplanted.

Trapping and Transplanting Pine Marten

The trapping and transplanting of marten, a phase of wildlife development that is thought to be entirely new for this country, apparently holds considerable promise as a means of re-establishing this fur-bearer throughout the desirable mountainous areas of the state. The trapping and transplanting of 12 of these animals has just been completed. These were captured in the fur management unit on the North Fork of the Flathead and liberated in the Anaconda-Pintler wilderness region.

Posting of Game Preserves

The posting of game preserves and closed areas has been carried on as a phase of the restoration program. Up to date, due to the shortage of metal, it has been difficult to obtain a sufficient amount of signs to complete this project. However, it is felt that when completed it will be extremely helpful to the sportsmen in more easily locating the closed areas in the state.

Reservoir Development

Since the inception of the program in 1941 there have been 26 reservoirs in eastern Montana upon which wildlife habitat areas have been developed. This work has consisted of fencing off portions of the shoreline of these reservoirs and planting within these areas desirable food-bearing shrubs and aquatic plants. The shrubs have consisted of Russian olive, caragana, buffalo berry, willow, poplar, rose and others, and the aquatics of sago pondweed, duck potato, bullrush, and so forth. This type of development has chiefly benefited waterfowl by the production of an abundance of food and cover for feeding, resting and nesting purposes within these desirable areas. These reservoirs vary in size from 50 to 60 acres up to several square miles.

Acquisition

The acquisition of game range either by purchase or lease represents an additional phase of the restoration work. At the present time three areas which have been found to be vital to wildlife are being purchased by the Fish and Game Commission through the use of restoration funds. One of these is known as Dry Lake and consists of approximately 1,000 acres of dry lake bed which is being once more flooded and will be planted to desirable aquatic growth and will present an ideal habitat for waterfowl. This is located in Golden Valley County a short distance north of Ryegate.

One hundred twenty-five acres of winter deer range is being purchased in the upper Judith River area west of Utica. This will round out a former purchase in that area and will present an ideal management unit for the better development of big game. The area is now being fenced and planted to desirable forage species.

Approximately 6,000 acres of key winter range is being purchased on the upper Gallatin drainage adjacent to the Yellowstone Park boundary. This unit is vital in connection with the maintenance of the Gallatin elk herd.

In these purchases all land uses have been carefully considered and all local interested groups and individuals have been consulted.

Leased Game Range

During the present fiscal year three winter game range areas in western Montana have been leased by the Fish and Game Department from the Anaconda Copper Company. One is the Fish Creek unit in Mineral County consisting of 22,000 acres of deer and elk range; another is the Thompson River unit in Sanders County consisting of 44,000 acres:

and the last is in the Blackfoot Canyon 12 miles north of Bonner and consists of a unit of 7,500 acres. These three areas are considered vital as key winter range in the development of the game herds in those particular areas. Care has been taken in working out this leasing program so that it would not interfere with other important land uses in the areas.

LAW ENFORCEMENT

During the past bi-ennium the field force of deputy game wardens has dwindled. Some of our most active young men have entered the Armed Forces, others have left the Department for higher paid occupations. It has been very difficult to replace even a few of the men with new employees who have the ability and physical fitness to efficiently do the vigorous jobs which are required of deputy game wardens.

To effectively patrol all areas where wildlife populations exist is a huge task for the number of deputies now in the field and their activity is further curtailed due to travel restrictions.

Approximately 25 per cent of our deputies in the field are past the age at which the Federal Government retires its employees in comparable positions. We have no Social Security or retirement system. Our views on retirement can be adequately expressed by quoting the following paragraph from the Report of the Commission of Inquiry on Public Service Personnel (Better Government Personnel, McGraw-Hill, New York, 1935).

“When a man has devoted his whole life to the public service, he deserves in his declining years the thoughtful consideration of the public he has served. He should not be discharged without provisions for his comfort because, though slowing down, he no longer can serve effectively at the post to which he has risen. But to keep him there because of this feeling of public indebtedness is neither a kindness to him nor a good thing for the service. To be efficient and adaptable the public service must be a young and vigorous organization. It must not permit the channels of advancement to become clogged with super-annuated employees.”

It is the aim of the State Fish and Game Commission, through its associated personnel, to protect and propagate the worthwhile things that every sportsman looks upon as his priceless heritage and our efforts are devoted to this purpose.

F I S H E R I E S

The past biennium has been an extremely difficult one for the Fisheries Division. Not only has it been almost impossible to keep our hatcheries full-manned, but the limited personnel we were able to secure was inexperienced. Due to the low wage scales prevailing during these times in comparison with other industries and fields of endeavor, individuals accepting employment have usually only done so until a more lucrative job could be obtained and very often their term of employment would not exceed one to six months.

The mechanical equipment and other physical apparatus of our hatcheries have likewise been put to a severe test and especially the distribution units and trucks used for planting fish from the hatcheries to the many streams and lakes over the State. Our previous policies were to exchange these units practically every year for new equipment and this year practically all of these units have entered their third year of service and the maintenance problem has become quite critical.

However, in spite of these and many other handicaps all hatcheries within the State have operated to full capacity. This has been made possible only by the splendid cooperation and untiring efforts of the experienced personnel who have been left in charge. They have in many cases disregarded all holidays and worked long hours to insure the successful operation of their plants. Several of our neighboring states have been compelled to suspend operations as much as 60 per cent and we feel that this splendid record of continued operations could not have been made possible without the loyal support of every hatchery man.

Development work has also been carried out on the Marlowe and Arlee Ponds near Arlee, Montana, and these units will be in full production this coming season.

The warm water fisheries program has made splendid progress. Much of the stock for transplanting has been acquired through rescue operations from various remote reservoirs where an overstocked condition existed. This year the Miles City Pond Culture Station which is operated by the Fish and Wildlife Service in cooperation with the State Fish and Game Department, produced a larger number of Bass, Crappies, Bream and Bullheads than at any previous time and the cooperative efforts of both agencies have been responsible for the stocking of over 200 reservoirs and lakes in the Eastern part of Montana in addition to the restocking of many bodies of water where fishing pressures have seriously depleted the species formerly predominating. However, to bring the warm water fisheries program to a more efficient plane much additional equipment is required such as specially designed distribution trucks, nets, traps, seines and experienced personnel to operate. This, of course, is impossible to obtain at this time but should be acquired just as soon as such equipment is released.

It is sincerely hoped that with the cessation of hostilities in Europe

much badly needed equipment will be readily available so that the Fisheries Program can be expanded to meet the increased fishing pressures that are bound to arise in the near future.

At the present time 12 State hatcheries are in operation and these, in addition to the three Fish and Wildlife Service hatcheries also operating within this State, have combined output of approximately 20,000,000 trout of various sizes and have the responsibility of maintaining adequate fishing in over 25,000 miles of streams and rivers and 1,500 lakes. This is indeed a heavy burden to place upon such few hatcheries, especially when we consider that a number of the plants are of relatively small size and limited water supplies and lacking the facilities for rearing pond expansion which is necessary if we hope to produce larger numbers of 5 to 7-inch trout which will be absolutely necessary to maintain satisfactory fishing conditions when travel restrictions are lifted.

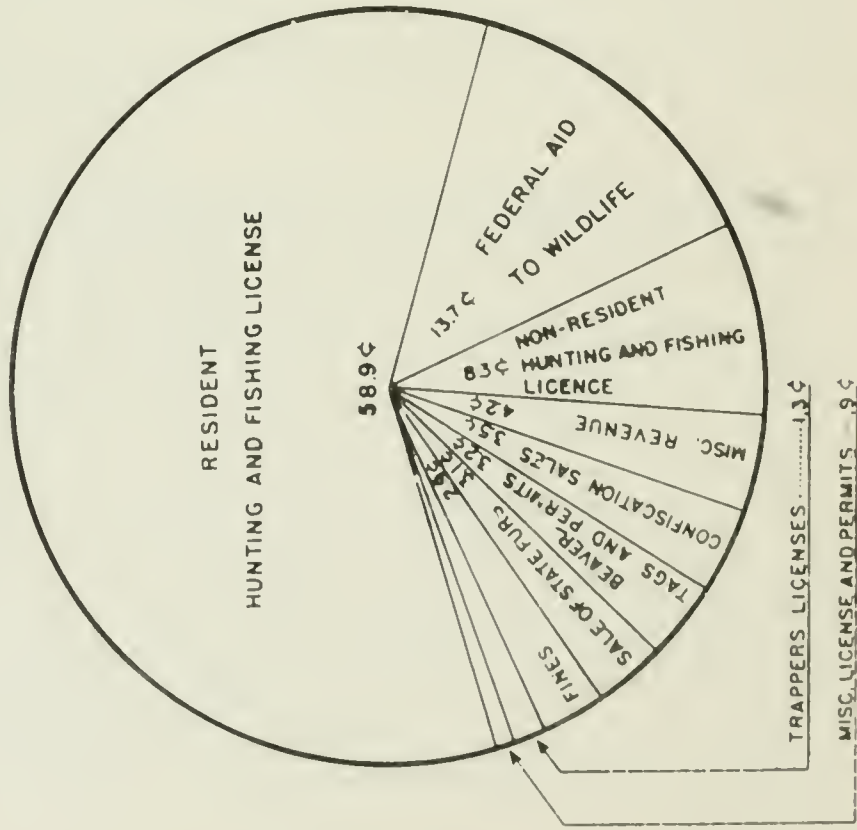
It would be our recommendation that additional sites and facilities be acquired and an expansion program developed which would result in increasing the output of 5 to 7-inch fish at least 100 per cent and if possible, even greater. However, without the facilities and the funds to inaugurate an expanded program of the proportions mentioned above, it will undoubtedly be necessary to institute restricted fisheries management policies such as shortened seasons and reduced creel limits if satisfactory fish populations are to be maintained.

A LICENSE YEAR REPORT

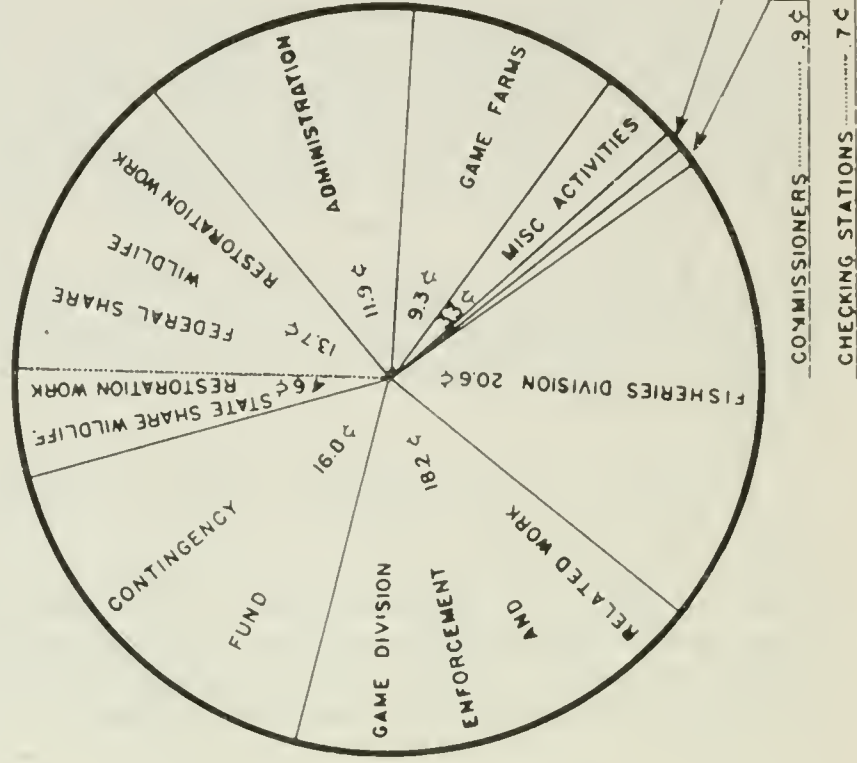
STATE OF MONTANA FISH AND GAME DEPARTMENT

FROM

MAY 1, 1942 TO APRIL 30, 1943



WHERE THE INCOME DOLLAR CAME FROM

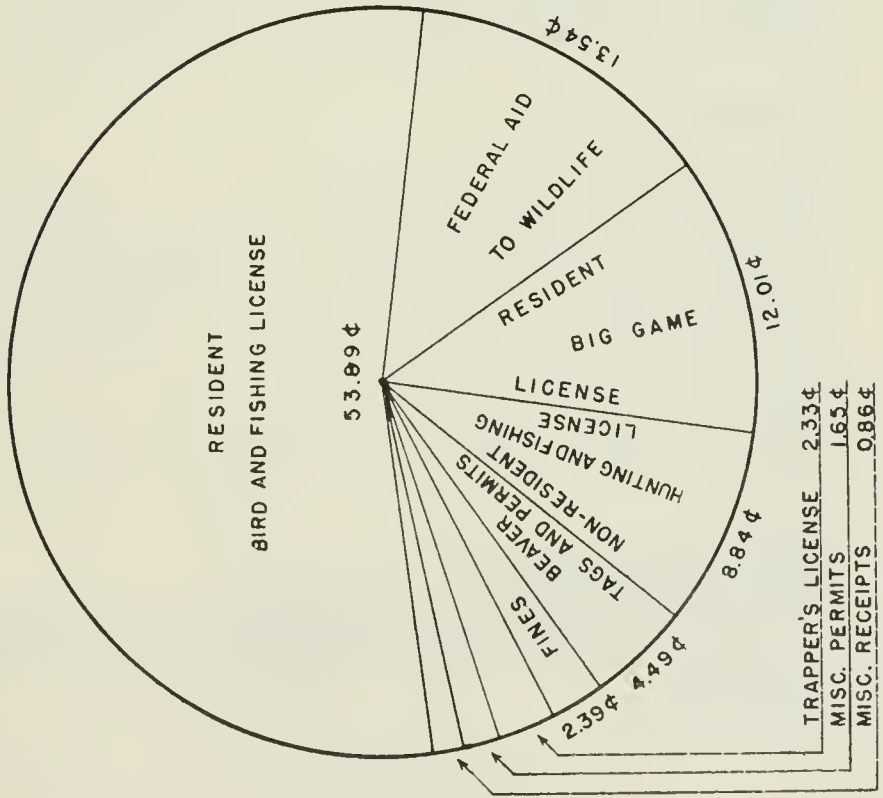


HOW THE INCOME DOLLAR WAS USED

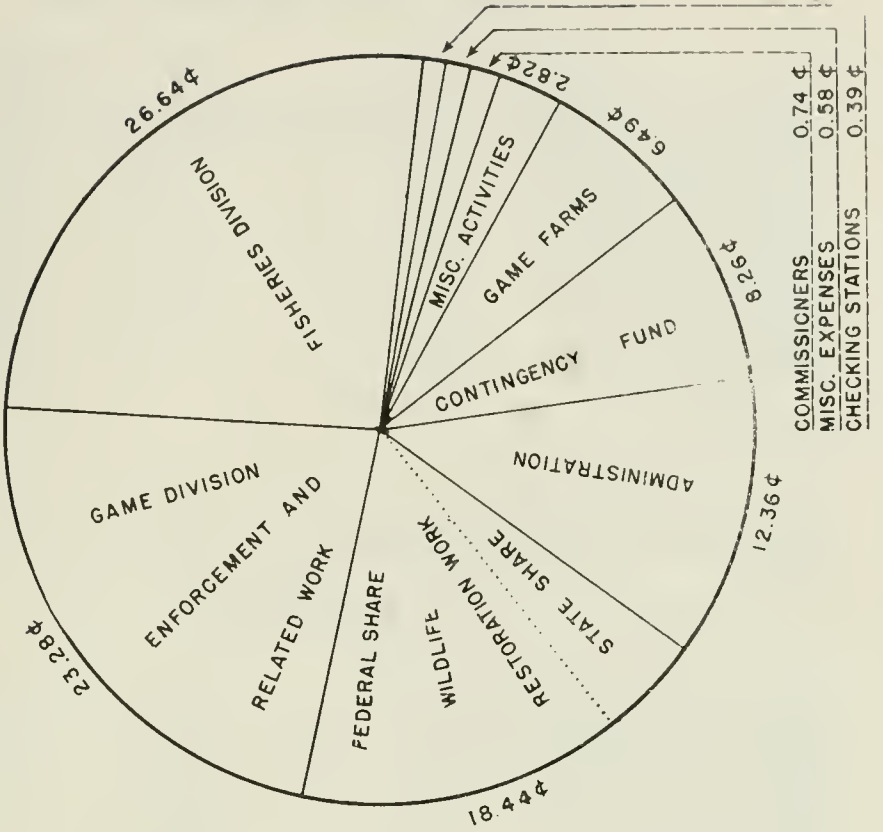
A LICENSE YEAR REPORT

STATE OF MONTANA FISH AND GAME DEPARTMENT
FROM

MAY 1, 1943 TO APRIL 30, 1944



WHERE THE INCOME DOLLAR CAME FROM



HOW THE INCOME DOLLAR WAS USED

STATEMENT OF INCOME

May 1, 1942 to April 30, 1943

	License Fees	Number of Licenses	Income
Hunting & Fishing Licenses & Shipping Permits:			
Resident Bird and Fish	\$ 2.00	99,406	\$198,812.00
Resident Big Game	1.00	47,889	47,889.00
Resident Sportsman	5.00	82	410.00
Non-Resident Fishing	5.00	1,340	6,700.00
Non-Resident Bird	10.00	341	3,410.00
Non-Resident Big Game	30.00	339	10,170.00
Alien Fishing	10.00	60	600.00
Shipping Permits	.50	3,477	1,738.50
Tourist Fishing	2.50	5,351	13,377.50
Total			\$283,107.00
Less Dealers' Fees			15,185.30
			\$267,921.70
Income from Sale 1942 and 1943 Licenses			\$267,921.70
Plus 1941 & 1942 Licenses Remitted late			5,621.20
			\$273,542.90
Licenses & Permits Other Than Above			
Beaver Tags	.50	8,625	\$ 4,312.50
General Trappers' Licenses	10.00	462	4,620.00
Land Owner Trappers' Licenses	1.00	635	635.00
Beaver Trapping Permits	10.00	856	8,560.00
Guides' Licenses	10.00	78	780.00
Taxidermists' Licenses	15.00	5	75.00
Seining Permits	5.00	4	20.00
Resident Fur Dealers' Licenses	1.00	393	393.00
Fur Dealers' Agent Licenses	10.00	9	90.00
Non-Resident Fur Dealers' Licenses	25.00	9	225.00
Certificates of Identification	.50	452	226.00
			\$ 19,936.50
Miscellaneous Revenue:			
Fines			\$ 11,714.07
Confiscations—Sale of Furs			8,675.25
Confiscations—Sale of Rods, Guns, etc.			640.35
Confiscations—Sale of Fish and Meats			4,848.34
Game Farm—Sale of Brood Hens			1,660.29
Sale of Elk—Yellowstone Park			12,504.21
Sale of Elk Study			1.00
Refunds			1,312.34
Other Revenue			316.46
Sale of Fish Eggs			163.80
Sale of Furs—State Trapped			13,614.90
			\$ 55,451.01
Total Income—By Collections			\$348,930.41
Income—By Reimbursement from Pittman-Robertson Funds for Wildlife Restoration Division			64,131.67
TOTAL INCOME			\$413,062.08

STATEMENT OF INCOME

May 1, 1943 to April 30, 1944

	License Fees	Number of Licenses	Income
Hunting & Fishing Licenses & Shipping Permits:			
Resident Bird and Fish	\$ 2.00	99,669	\$199,388.00
Resident Big Game	1.00	46,892	46,892.00
Resident Sportsman	5.00	163	815.00
Non-Resident Fishing	5.00	1,419	7,095.00
Non-Resident Bird	10.00	251	2,510.00
Non-Resident Big Game	30.00	374	11,220.00
Alien Fishing	10.00	73	730.00
Shipping Permits60	3,612	2,167.20
Tourist Fishing	2.50	4,052	10,130.00
Total			\$280,897.20
Less Dealers' Fees			15,184.20
Income from Sale 1943 & 1944 Licenses			\$265,713.00
Plus 1943 & 1944 Licenses Remitted late			2,767.20
Total Income sale hunting & fishing licenses			\$268,480.20
Licenses & Permits Other Than Above			
Beaver Tags50	9,282	\$ 4,641.00
General Trappers' Licenses	10.00	739	7,390.00
Land Owner Trappers' Licenses	1.00	793	793.00
Beaver Trapping Permits	10.00	1,115	11,150.00
Guides' Licenses	10.00	76	760.00
Taxidermists' Licenses	15.00	6	90.00
Antelope Permits (Special Season, 1943)	1.00	750	750.00
Seining Permits	5.00	5	25.00
Resident Fur Dealers' Licenses	1.00	460	460.00
Fur Dealers' Agent Licenses	10.00	23	230.00
Non-Resident Fur Dealers' Licenses	25.00	14	350.00
Certificates of Identification50	328	164.00
			\$ 26,803.00
Miscellaneous Revenue:			
Fines			\$ 8,387.92
Confiscations—Sale of Furs			29.34
Confiscations—Sale of Rods, Guns, etc.
Confiscations—Sale of Fish and Meats			1,854.00
Game Farm—Sale of Brood Hens
Sale of Elk—Yellowstone Park
Sale of Elk Study
Refunds			316.04
Other Revenue			813.51
Sale of Fish Eggs
Sale of Furs—State Trapped
			\$ 11,400.81
Total Income—By Collections			\$306,684.01
Income—by Reimbursement from Pittman-Robertson Funds for Wildlife Restoration Division			22,037.44
TOTAL INCOME			\$328,721.45

STATEMENT OF DISBURSEMENTS

May 1, 1942 to April 30, 1943

Commissioners	\$ 3,507.82
Administration	48,306.40
Game Division (Deputies)	73,990.99
Game Farm—Warm Springs	8,965.93
Game Farm—Billings	7,458.76
Game Farm—Fort Peck	21,186.05
Fisheries Division:	
Hatcheries: Anaconda	\$ 9,585.12
Great Falls	9,349.73
Hamilton	8,456.58
Lewistown	7,515.15
Big Timber	7,739.83
Polson	4,382.88
Ovando	949.01
Libby	9,358.48
Emigrant	8,092.50
Somers	6,978.97
Havre	
Red Lodge	423.36
Philipsburg	9.39
U. S. Hatchery: Miles City	914.30
Spawning Stations: Georgetown Lake	190.20
Bitterroot	93.00
Lake Ronan	180.00
West Yellowstone	3,868.00
Alvord Lake	140.62
Ashley Lake	306.82
Lake Agnes	75.00
Willow Creek	162.73
Marlowe Rearing Pond—Arlee	4,311.36
Investigation, Propagation & Distribution of Fish	
Fish Screens	306.33
	83,389.36
Checking Stations	3,083.76
Miscellaneous Activities	11,923.21
Wildlife Restoration Division:	
Coordination	\$ 6,142.52
Surveys and Investigations	46,671.93
Beaver Development	1,082.00
Trapping and Transplanting	8,036.37
Posting Game Preserves	86.21
Water Facilities	12,003.21
	74,022.24
Mammoth Elk Camp	1,328.73
Funds Drawn by Purchasing Dept.	8.37
	\$337,171.62
Less cancelled warrants: 1942-43 period	884.84
	\$336,286.78
TOTAL EXPENDITURES	

STATEMENT OF DISBURSEMENTS

May 1, 1943 to April 30, 1944

Commissioners	\$ 2,588.80
Administration	43,439.62
Game Division (Deputies)	81,812.38
Game Farm—Warm Springs	900.00
Game Farm—Billings	352.22
Game Farm—Fort Peck	21,558.61
 Fisheries Division:	
Hatcheries: Anaconda	\$ 7,431.22
Great Falls	10,272.33
Hamilton	5,690.48
Lewistown	7,349.07
Big Timber	10,013.94
Polson	3,339.53
Ovando	885.05
Libby	8,480.97
Emigrant	7,631.55
Somers	6,713.19
Havre	4.35
Red Lodge	
Philipsburg	
U. S. Hatchery: Miles City	1,517.80
Spawning Stations: Georgetown Lake	247.73
Bitterroot	115.14
Lake Ronan	189.00
West Yellowstone	3,298.13
Alvord Lake	420.99
Ashley Lake	525.81
Lake Agnes	42.38
Willow Creek	
Marlowe Rearing Pond—Arlee	18,225.85
Investigation, Propagation & Distribution of Fish	1,188.33
Fish Screens	81.66
	93,664.50
Total Fisheries Division	93,664.50
Checking Stations	1,368.63
Miscellaneous Activities	9,872.58
 Wildlife Restoration Division:	
Coordination	9,096.82
Surveys and Investigations	39,703.89
Beaver Development	764.79
Trapping and Transplanting	7,501.02
Posting Game Preserves	1,111.07
Water Facilities	6,616.87
	64,794.46
Total Wildlife Restoration Div.	64,794.46
Mammoth Elk Camp	35.86
Funds Drawn by Purchasing Dept.	1,999.43
	\$322,387.09
 TOTAL EXPENDITURES	 \$322,387.09

RECAPITULATION OF FUNDS

May 1, 1942 to April 30, 1943 and May 1, 1943 to April 30, 1944

Balance Forwarded: April 30, 1942	\$ 32,699.90
Less 1941 check in process of collection	210.70
Actual Balance forwarded	\$ 32,489.20
Income: May 1, 1942-April 30, 1943	348,930.41
Reimbursement from Revolving Fund	3,000.00
Funds Available During Year	\$384,419.61
Expenditures During Year from Fund 131	271,659.16
Balance April 30, 1943—Fund 131	\$112,760.45
Balance forwarded: April 30, 1943	\$112,760.45
Income: May 1, 1943-April 30, 1944	306,684.01
Funds Available During Year	\$419,444.46
Expenditures during year from Fund 131	285,319.78
Balance April 30, 1944—Fund 131	\$134,124.68
Fund No. 104-11—Wildlife Restoration (Pittman-Robertson):	
Balance Forwarded: April 30, 1942	\$ 16,810.53
Income: May 1, 1942-April 30, 1943	64,131.67
Funds Available During Year	\$ 80,942.20
Expenditures during year from Fund 104-11	64,627.62
Balance April 30, 1943—Fund 104-11	\$ 16,314.58
Balance Forwarded: April 30, 1943	\$ 16,314.58
Income: May 1, 1943-April 30, 1944	22,037.44
Funds Available During Year	\$ 38,352.02
Expenditures during year from Fund 104-11	37,067.31
Balance: April 30, 1944—Fund 104-11	\$ 1,284.71
Plus Pittman-Robertson Accounts Receivable: April 30, 1944 (Apx.)	47,396.99
Potential Funds—Wildlife Restoration: April 30, 1944	\$ 48,681.70
Above Two Funds Combined (Total Fish and Game Funds):	
Balance Forwarded: April 30, 1942	\$ 49,510.43
Less 1941 check in process of collection	210.70
Actual Balance Forwarded	\$ 49,299.73
Income during year: By Deposits with State Treasurer	\$348,930.41
Income during year: By Reimbursement P. R. Funds	64,131.67
Total income during year	\$413,062.08
Reimbursement from Revolving Fund	3,000.00
Funds Available during year	\$465,361.81
Expenditures during year—Both Funds	336,286.78
Balance April 30, 1943—Funds 131 and 104-11	\$129,075.03
Balance Forwarded: April 30, 1943	\$129,075.03
Income during year: By Deposits with State Treasurer	306,684.01
Income during year: By Reimbursement P. R. Funds	22,037.44
Total income during year	\$328,721.45
Funds Available during year	\$457,796.48
Expenditures during year—Both Funds	322,387.09
Balance: April 30, 1944—Funds 131 and 104-11	\$135,409.39
Plus P. R. Accounts Receivable: April 30, 1944 (Apx.)	47,396.99
Potential Fish and Game Funds :April 30, 1944	\$182,806.38

RECAPITULATION OF EXPENDITURES

Years Ending April 30, 1943 and 1944

	April 30, 1943	April 30, 1944
Administration		
Operation	\$ 46,014.48	\$ 40,901.29
Capital	1,797.48	2,166.83
Repairs and Replacements	494.44	371.50
Total	\$ 48,306.40	\$ 43,439.62
Commissioners Expense	\$ 3,507.82	\$ 2,588.80
Game Division (Deputies)		
Operation	\$ 70,682.94	\$ 76,406.10
Capital	129.37	270.97
Repairs and Replacements	3,178.68	5,135.31
Total	\$ 73,990.99	\$ 81,812.38
Game Farm—Warm Springs		
Operation	\$ 7,667.73	\$ 900.00
Capital		
Repairs and Replacements	1,298.20	
Total	\$ 8,965.93	\$ 900.00
Game Farm—Billings		
Operation	\$ 6,230.86	\$ 69.74
Capital		171.25
Repairs and Replacements	1,227.90	111.23
Total	\$ 7,458.76	\$ 352.22
Game Farm—Fort Peck		
Operation	\$ 13,493.93	\$ 18,755.55
Capital	7,212.99	2,276.62
Repairs and Replacements	479.13	526.44
Total	\$ 21,186.05	\$ 21,558.61
Fisheries Division:		
Operation	\$ 77,012.98	\$ 86,920.01
Capital	3,741.78	2,826.04
Repairs and Replacements	2,634.60	3,918.45
Total	\$ 83,389.36	\$ 93,664.50
Checking Stations		
Operation	\$ 2,785.55	\$ 1,339.28
Capital	274.28	27.45
Repairs and Replacements	23.93	1.90
Total	\$ 3,083.76	\$ 1,368.63
Miscellaneous Activities	\$ 11,923.21	\$ 9,872.58
Wildlife Restoration		
Operation	\$ 67,249.81	\$ 61,213.49
Capital	5,576.62	980.34
Repairs and Replacements	1,195.81	2,600.63
Total	\$ 74,022.24	\$ 64,794.46
Mammoth Elk Camp	\$ 1,328.73	\$ 35.86
Montana State Purchasing Department		
Funds drawn by the Purchasing Department	\$ 8.37	\$ 1,999.43
Total Expenditures: Fish & Game Dept.	\$337,171.62	\$322,387.09
Adj. Acc't. 1942-1943 Cancelled Warrants deducted from total only and not from Projects	884.84	
NET TOTAL Expenditures: Fish & Game Dept.	\$336,286.78	\$322,387.09

FISH AND GAME LAW VIOLATIONS

	May 1, 1942 to April 30, 1943	May 1, 1943 to April 30, 1944
Fishing in closed waters	21	18
Possessing over legal limit of game	29	18
Fishing without license	51	38
Fishing during closed season	22	5
Illegal possession of seines, net or spear	7	1
Fishing with set lines	17	13
Possession of and fishing with salmon eggs or fish spawn	4	21
Fishing before or after hours	3	4
Fishing within 300 feet of a dam	1	2
Possessing more than 5 fish under 7 inches	1	5
Possession of or fishing with minnows	1	
Pollution of streams	1	
Fishing with improper license		2
Illegal possession of beaver hides	8	6
Selling untagged beaver	5	1
Failure to keep proper record of fur transactions	6	1
Dealing in furs without proper license	5	1
Trapping during closed season	7	7
Trapping without license	3	3
Illegal trapping of beaver	1	4
Shipping furs without permit	5	4
Illegal possession or sale of furs	6	6
Operating fur farm without a permit		1
Illegal transportation of beaver		2
Shooting or possession Chinese Pheasant Hen	7	9
Shooting on a Bird Refuge	7	
Killing or possessing game birds during closed season	34	18
Killing game birds from automobile, highway or motor boat	15	5
Hunting game birds without plug in gun	11	5
Shooting game birds before or after hours	35	13
Possessing over limit of game birds	7	2
Hunting and killing game animals out of season	16	15
Illegal possession of big game	19	8
Hunting with improper license or without license	11	8
Hunting game animals with artificial light	2	
Hunting on closed area or game preserve	19	16
Swearing to false affidavit to secure license	8	3
Shooting doe or fawn deer	4	8
Illegal possession of grizzly bear	2	
Transporting game animals without shipping permit	1	
Trespassing or hunting on posted land	3	5
Transfer of Big Game License or Tag	9	1
Failure to tag deer or elk	2	9
Shooting elk before hours	43	1
Wasting game meat	2	6
Selling or purchasing elk carcass	2	
Killing buffalo	1	
Killing moose calf		1
Alien in possession of firearm	1	2
Killing cub bear		1
Shooting game animals from highway		6
Hunting big game without wearing red clothing		1
Totals	465	306

VIOLATIONS BY COUNTIES

	May 1, 1942 to April 30, 1943	May 1, 1943 to April 30, 1944
Beaverhead	8	6
Big Horn	3	2
Blaine	4	12
Broadwater	3	3
Carbon	5	3
Carter	1	---
Cascade	10	5
Chouteau	1	---
Custer	3	---
Daniels	---	---
Dawson	6	4
Deer Lodge	11	4
Fallon	9	---
Fergus	20	14
Flathead	23	13
Gallatin	28	12
Garfield	---	---
Glacier	6	---
Golden Valley	---	2
Granite	8	4
Hill	1	5
Jefferson	16	5
Judith Basin	2	7
Lake	41	17
Lewis & Clark	10	7
Liberty	---	---
Lincoln	24	13
Madison	11	33
McCone	1	2
Meagher	5	11
Mineral	8	4
Missoula	24	4
Musselshell	---	4
Park	64	7
Petroleum	2	2
Phillips	5	4
Pondera	8	11
Powder River	1	1
Powell	2	1
Prairie	---	4
Ravalli	14	3
Richland	7	8
Roosevelt	10	7
Rosebud	1	1
Sanders	14	10
Sheridan	6	2
Silver Bow	1	3
Stillwater	10	10
Sweet Grass	1	2
Teton	2	3
Toole	1	---
Treasure	---	---
Valley	1	4
Wheatland	2	18
Wibaux	4	---
Yellowstone	17	9
Totals	465	306

LICENSE SALES BY COUNTIES

May 1, 1942 to April 30, 1943

	Resident Bird & Fish	Resident Big Game	Resident Sportsmen	Non-Resident Fishing	Non-Resident 10-day Fish'g	Non-Resident Bird	Non-Resident Big Game	Alien Fishing	Totals
Beaverhead	1,915	1,073	2	67	409	7	2	1	3,476
Big Horn	1,040	335	1	5	17	8		1	1,407
Blaine	698	81			2	2			783
Broadwater	759	483	1	7	4	4			1,258
Carbon	2,074	954	1	13	66		3		3,111
Carter	160	133							293
Cascade	8,141	3,499	7	42	142	17	25	7	11,880
Chouteau	1,171	407		125	16				1,719
Custer	960	277	2		1				1,240
Daniels	275	5							280
Dawson	840	88	5		1	2			936
Deer Lodge	3,121	1,031	8	7	59				4,226
Fallon	30	102							132
Fergus	3,295	2,234	3	11	42		1		5,586
Flathead	6,397	3,571	4	32	329	5	30	8	10,376
Gallatin	4,616	2,834	4	272	1,865	25	34	7	9,657
Garfield	45	6							51
Glacier	1,410	448		4	27		8		1,897
Golden Valley	229	119			2				350
Granite	801	477		1	25		1		1,305
Hill	1,983	64	1	6	12		5		2,071
Jefferson	874	556		2	14				1,446
Judith Basin	603	451		1	7				1,062
Lake	2,524	988	2	30	201	4	5		3,754
Lewis & Clark	5,309	3,461	12	39	106	16	55	2	9,000
Liberty	200	40							240
Lincoln	2,081	1,496	1	36	182		14	3	3,813
Madison	1,768	1,135	2	37	266	2	7		3,217
McCone	90	10							100
Meagher	812	597	1	3	23				1,436
Mineral	638	413		53	85	7	8	2	1,206
Missoula	6,265	3,260	6	65	190	35	55	2	9,878
Musselshell	940	449	1	2	10				1,402
Park	3,414	2,761	4	20	99	8	25	3	6,334
Petroleum									
Phillips	660	52	2	2	4	2	1		723
Pondera	1,208	401		1	10	1			1,621
Powder River	109	116							225
Powell	1,592	1,110		4	40	1	19	1	2,767
Prairie	80	39							119
Ravalli	2,837	1,891		24	195	3	10		4,960
Richland	926	58		1		24	5		1,014
Roosevelt	843	71				3			917
Rosebud	406	185				1			592
Sanders	1,694	1,173		71	199	4	6	1	3,148
Sheridan	552	3				5			560
Silver Bow	9,047	3,451	7	47	114	5	2	12	12,685
Stillwater	1,755	1,109		24	67	1	6	2	2,964
Sweet Grass	1,187	929		22	102	3	4	3	2,250
Teton	1,043	638		6	16	5	10		1,718
Toole	880	216	2	1	8				1,107
Treasure Valley	1,208	31		20	16	2			1,277
Wheatland	968	618		8	15	2	2	5	1,618
Wibaux	176	22							198
Yellowstone	7,558	2,120	4	28	117	118	5	2	9,952
Idaho				158	168	22			348
Washington				46	122		5		173
Sold & Paid for by 4-30-43	99,406	47,889	82	1,340	5,351	341	339	60	154,808
Paid during May, June & July	801	182	1	3	44	3	14	2	1,050
Total Sales (7-31-43)	100,207	48,071	83	1,343	5,395	344	353	62	155,858

LICENSE SALES BY COUNTIES

May 1, 1943 to April 30, 1944

	Resident Bird & Fish	Resident Big Game	Resident Sportsmen	Non-Resident Fishing	Non-Resident 10-day Fish'g	Non-Resident Bird	Non-Resident Big Game	Alien Fishing	Totals
Beaverhead	1,852	957	2	78	454	4	2		3,349
Big Horn	912	242	2	7	12	3		2	1,180
Blaine	696	99			3	3			801
Broadwater	717	485		2	10				1,217
Carbon	2,052	753		18	56		2	3	2,884
Carter	240	237							477
Cascade	9,180	3,986	50	17	49	10	26	7	13,325
Chouteau	791	215		1	5				1,012
Custer	956	416	3	2	1				1,378
Daniels	226	10							236
Dawson	896	139			7	2			1,044
Deer Lodge	2,967	1,528	9	3	41				4,548
Fallon	309	171							480
Fergus	3,256	2,140	22	6	35	1	2	1	5,463
Flathead	6,703	3,971	11	54	181	4	29	14	10,967
Gallatin	4,645	2,498	1	223	1,442	41	56	6	8,912
Garfield	104	18							122
Glacier	1,408	498		6	21		10		1,943
Golden Valley	329	119		2	7				457
Granite	774	500		1	10		3		1,288
Hill	2,060	269	9	3	16	1	1		2,359
Jefferson	867	537		1	11				1,416
Judith Basin	745	474		2	6				1,227
Lake	2,662	974	2	23	116	7	3		3,787
Lewis & Clark	5,365	3,452	16	38	87	14	67	4	9,043
Liberty	252	40							292
Lincoln	2,135	1,489		53	162	2	13	1	3,855
Madison	1,635	1,006	7	45	185	2	1		2,881
McCone	106	12							118
Meagher	784	596	4	4	17		2		1,407
Mineral	603	424		36	62		15	3	1,143
Missoula	6,005	3,228	2	51	183	16	41	1	9,527
Musselshell	926	405		5	5				1,341
Park	2,894	1,849	6	29	58	2	17	6	4,861
Petroleum									
Phillips	587	67	2	2	4	6			668
Pondera	1,218	405		14	13	2	1		1,653
Powder River	129	131							260
Powell	1,484	1,018		15	49	4	27	1	2,598
Prairie	135	78							213
Ravalli	2,839	1,840		12	75	1	9		4,776
Richland	863	44	1		1	28			937
Roosevelt	847	67			1	4			919
Rosebud	429	231							660
Sanders	1,664	1,145		42	169	13	14	1	3,048
Sheridan	395	8				1			404
Silver Bow	8,770	3,944	6	15	75	6	6	14	12,836
Stillwater	2,219	790	3	20	39		3	1	3,075
Sweet Grass	985	709		24	34	3	5		1,760
Teton	1,076	626	2	29	18	5	9		1,765
Toole	906	252	1	13	5		2		1,179
Treasure									
Valley	1,426	53			12				1,491
Wheatland	1,047	668		7	6			5	1,733
Wibaux	170	17		1					188
Yellowstone	6,511	1,089	4	21	69	31	3	3	7,731
Idaho				447	144	31			622
Washington				47	98	1	5		151
Total Sales	99,752	46,919	165	1,419	4,054	251	374	73	153,007
Of the above, the following licenses were sold before April 30, 1944, but remitted for during May and June	83	27	2		2				114

FISH DISTRIBUTION BY HATCHERIES
July 1, 1942 — June 30, 1943

Station	Natives	Rainbow	Grayling	East. Brook	Loch Leven	Sockeye Salmon	Mackinaw	Totals
Anaconda	738,506	607,948	3,411,938	36,200	244,800			5,039,392
Big Timber	324,400	456,668	2,500	197,000	275,000			1,255,568
Hamilton (Daly)	603,610	294,800	10,000	184,850	90,165			1,183,425
Emigrant	521,250	483,925		93,000	307,000			1,405,175
Great Falls		735,500	207,000	143,160	379,000			1,464,660
Lewistown	152,000	200,500		198,500	120,000		9,600	671,000
Libby	250,177	177,650		128,500				505,927
Ovando	173,480	462,248						635,728
Polson	271,240	262,500						533,740
Somers	1,569,000	220,000	5,000	195,000		1,002,000	40,000	3,031,000
*Miles City								
	4,603,663	3,841,739	3,636,438	1,176,210	1,415,965	1,002,000	49,600	15,725,615

*Black Bass—64,917 Fingerlings; Crappie—35,760 Fingerlings; Catfish—38,390 Fingerlings; Bream—50,000 Fingerlings.

FISH DISTRIBUTION BY HATCHERIES
July 1, 1943 — June 30, 1944

Station	Natives	Rainbow	Grayling	East. Brook	Loch Leven	Sockeye Salmon	Mackinaw	Totals
Anaconda	584,378	447,826	3,008,270	98,800	325,280			4,464,554
Big Timber	255,000	561,628		210,200	505,470			1,532,298
Hamilton (Daly)	297,760	400,006			267,861			965,627
Emigrant	426,960	370,800		181,500	255,000			1,234,260
Great Falls	345,000	405,530		390,000	130,500			1,271,030
Lewistown	118,472	358,550		173,840	140,000			790,862
Libby	232,110	142,410	100,000	259,050				733,570
Ovando	158,872	125,396						284,268
Polson	752,100	167,800				858,000		1,777,900
Somers	1,162,000	279,800		190,500		930,000		2,562,300
Arlee	235,950	21,340						257,290
*Miles City								
	4,568,602	3,281,086	3,108,270	1,503,890	1,624,111	1,788,000		15,873,959

*Large Mouth Bass—96,764 Fingerlings; Golden Shiners—363 Adults; Bream—6,295 Fingerlings; Catfish—76,980 Fingerlings.

**FISH EGGS COLLECTED AT STATE SPAWNING STATIONS AND ACQUIRED
THROUGH COOPERATIVE AGREEMENTS**

July 1, 1942 — June 30, 1943

Station	Natives	Rainbow	Grayling	Eastern Brook	Loch Leven	Sockeye Salmon	Totals
Alvord Lake			2,779,348			2,779,348
Ashley Lake		3,571,392				2,438,320
Lake Agnes	79,200					3,571,392
Bitterroot Lake		399,096		2,621,792		79,200
Georgetown Lake	6,151,200					1,701,196
Hebgen Lake	207,504					8,772,992
Lake Ronan					1,043,980	207,504
Flathead Lake						1,043,980
	3,740,420	6,437,904	3,970,448	2,779,348	2,621,792	1,043,980	20,593,932

**FISH EGGS COLLECTED AT STATE SPAWNING STATIONS AND ACQUIRED
THROUGH COOPERATIVE AGREEMENTS**

July 1, 1943 — June 30, 1944

Station	Natives	Rainbow	Grayling	Eastern Brook	Loch Leven	Sockeye Salmon	Totals
Alvord Lake			2,098,938			2,098,938
Kilbrennen			1,729,376			1,729,376
Ashley Lake		935,680				1,781,640
Lake Agnes	152,320					935,680
Bitterroot Lake		108,800			3,387,828	152,320
Flathead Lake	175,104					3,387,828
Georgetown Lake	6,978,774			4,321,344		1,072,532
Hebgen Lake	180,880					11,300,118
Lake Ronan	154,704					180,880
Brood Stock—Lewistown						154,704
	2,570,268	7,641,782	1,044,480	3,828,314	4,321,344	3,387,828	22,794,016

GAME BIRDS LIBERATED

	Summer 1943	Summer 1944
Chinese Pheasants	9,685	20,869
Chukar Partridges	200	273
	<hr/>	<hr/>
Total	9,885	21,142

