

21+  
FREE

# Jibbah

JibbahZine.com

magazine

July 21

## SERPENT PATROL

IN MAINE'S GARDEN  
OF WEEDEN



The Social Media Rug .....	4
From The Editor-in-Kief:.....	6
When Is Your Plant Really Ready To Harvest?.....	7
<b>PLANT</b> of the <b>MONTH</b> : .....	10
<b>Cold Room Confidential</b> : .....	12
Live Rosin. ....	12
<b>X-Factor</b> .....	18
RUSSET MITES. ....	24
Grow Outdoors The Smaht Way! .....	30
<b>Veterans' Voice</b> . ....	33
Cowboy Boots Airport Customs & Northern Fuckin' Lights, Baby! .....	34
Congratulations To Maine!!! .....	37
July's Legislative Progress Report:.....	38
The People's Podium .....	40
When Your Town Says "No!" .....	42
Combating Big Canna's <b>Fear Porn</b> .....	44
Corporate Caizzo's last stand .....	48
Their Real Plan? .....	50
JIBBAH Magazine's stance on Recreational Weed VS Medical .....	52
The Politeness Trap .....	54



Children and the easily-offended  
should NEVER read this magazine.  
There's weed, non-Matrix thought &  
naughty words!



*\*Fair Use Disclaimer*  
This 100% FREE publication sometimes employs copyrighted images.  
Copyright Disclaimer under section 107 of the Copyright Act of 1976, allowance is made for "fair use"  
for purposes such as criticism, comment, education, news reporting and research.

## **Editor-in-Kief**

Crazy Composer

## **Activism Editor**

Amy

## **Layout**

Crazy Composer

## **Contributors**

Amy

Crazy Composer

Jason G Litalien, Esq

Ryan "Smahty" Smart

Raymond Cloutier

Drewcifer

Holy Farmer Yandi

@mission.hill.melts

Geoff Nosach

## **Cover Art**

Paul Grimaud

Cryptids: 8



*"Make the most of the Indian  
Hemp seed. Sow it everywhere!"*

*-note from George Washington to his gardener*



*"In this park it's one muthafucka  
for one and all muthafucka for all  
muthafucka's" - J Roc*

# THE SOCIAL MEDIA RUG

by Crazy Composer

Tell Us Your Opinion  
About This Article



Did you know the Maine Cannabis Coalition (MCC) had it's Instagram page deleted? If you speak your mind about something the Mainstream Matrix doesn't want you talking about in public, your social media accounts will be taken from you. We are NOT free to share information with each other en masse. By now, we're all fully aware of this fact. For me —a person with a raging, inconsolable, burning sense of liberty built right into my genetics— I find this simply unacceptable.

So I started Jibbah Magazine! Sure, I happen to also enjoy publishing magazines and newspapers. Have done for my whole adult life, on and off. But really... when Twitter bans me just for shining Light onto the machinations and Administrators of this artificial Matrix reality, I don't consider myself warned, I consider myself further motivated to destroy what is attempting to lord over me.

Not everyone is born to be free. Many are completely satisfied to be told what to do, what to say, how to think. As for me and those I gravitate to... those types of people are chaff, to be blown around by the winds. Those types are only harmful to the rest of us when their weakness is showcased by the Matrix Media as "virtuous". Really? Weakness is a virtue? And really, there's people who don't know that only an ENEMY would EVER purposely weaken and corrupt a People's soul? I don't understand how anyone can be so easily fooled but... there they are... Fighting themselves and everyone else because they're so 'virtuous'. TV tells them so, therefore it is true in their reality. Frustrating to see so many otherwise intelligent folks so easily corralled by shiny images, musical jingles, puppet news anchors and pop stars.

I mention these types of easily

fooled people because they're what's ALLOWED to exist and THRIVE on social media. Anyone trying to wake those people up are ENEMIES OF THE MATRIX! Banned. Silenced. Kaput. But what if we all realized that we can —and should— stop merely bitching about censorship and find ways around their demand that we shut the hell up and comply?

It all starts with taking responsibility for our own fates. When I sat down to manifest this thing called Jibbah Magazine, there was no pre-made template, I had to dream it up and WORK until it took form here in the physical dimension. No one will hand you freedom and liberty in a nice box with a fancy bow and a note that says, "here's true freedom, now you are free forever"! No. But I'll tell you what IS delivered in a nice package: BULLSHIT propaganda that makes you hate yourself and others. "A house divided against itself cannot stand." Ole Abe Lincoln said that, and he was correct. The Oligarchs of the Matrix know this and use it in their favor. A free and educated populace (with actual facts, not propaganda) is a NIGHTMARE for the "Ruling (psychopathic) Class". Control over the message is paramount to their control scheme.

Manifest new ways we can communicate without being limited by the Dark forces, or they'll ban your very right to think freely at all. Technology is being perfected and rolled out that will allow THEM to be able to read your very thoughts. We had better establish and USE alternative methods of communication NOW, or they'll pull the social media rug right out from under us and, when we look around at our new reality without social media, we won't have a clue what to do next. We will have been effectively silenced, and only their horde of obedient, mind-controlled fools will have a voice. Go Darkness! Yay!

# Why Jibbah Magazine Exists:

- To help you (The People) fight against unfair regulations in the legal cannabis industry.
- To provide a megaphone for even the smallest voice.
- To inspire a fighting spirit in folks who would ordinarily not know how to fight, or who the enemy is.
- To share valuable gardening skills so you can grow your own medicine, or grow better medicine for your patients.
- To entertain with stories and commentary.
- To provide a space where freedom fighters can come together, without the limiting effects of those who value politeness over liberty.
- To provide a podium for TRUTH, that is NOT under threat of censorship by the Social Media Matrix.



*"You will never know how much it has cost my generation to preserve your freedom. I hope you will make a good use of it."*  
-Johnny Adams



Happy 245th birthday to the United States of America!  
May the Spirit of Liberty be rekindled and fill the hearts of every American, once again!

Do other peoples' opinions hurt your feelings?  
**FUCK OFF ON OUT OF HERE THEN!**

~Jibbah Magazine is for adults~




# FROM THE EDITOR-IN-KIEF:

**H**old on a sec... I gotta roll a jibbah for this... .. Okay, ready.

So...It's been a hell of a month, eh? We achieved important, liberty-enhancing victories over Big Canna, and Dawson is firmly on the road to recovery.

After the victories over the corporate weed lobby, thousands of Mainers were breathing a collective sigh of relief. I swear I could feel that relief in the air, but it was probably just my own elation. My son can now work for the family farm! He's 18. My wife wanted to legally hire him, so —being a founding member of the Maine Craft Cannabis Association— proposed the 18+ provision during a meeting. She also originated the 100% wholesale idea. She's actually quite a hero in my eyes these days. Don't tell her that part, PLEASE!

What that last paragraph means to say is... If you don't like how things are, learn to get bills written and voted on in the capitol. It's a process that's not really that hard to familiarize yourself with. I'm a simpleton-at-law, myself. It's really hard for me to understand this lawmaking stuff. So, I know what you might be going through, trying to give a shit about it. But... it's actually where all your power as a citizen really lies. So, we'll learn to fight



for and KEEP our rights, together. Maybe even give ourselves NEW rights! Why not, right!? Let's learn how to set ourselves up really good, not just survive the corporate siege. We need to dare to dream of absolute success. We don't ask for much, either, just a thriving craft cannabis market, free from small business-strangling regulations disguised as "for the greater good". My wife knows a lot of this stuff already, it's ME that's law-dumb. But I'm motivated now, so the picture is getting clearer. Still fuckin hate it, though. Sorry, just true. Needs doin', though.

On a less legislative note, how about that cover image! I asked for an artist to draw a secretary bird for our new mascot. Several folks were awesome enough to offer, but Paul Grimaud's ([@paulhuichol](https://twitter.com/paulhuichol)) drawing style was so close to what I'd been dreaming of for the past 2 months, so I knew I had to go with him. Such a handsome, serpent-stomping raptor! Secretary birds are badasses. Jibbah stomps serpents, too. We named our new bird, "Stompy". lol Thank you, Paul.

I really hope you guys get a lot of use from this magazine. We intend only the best for everyone, even our enemies... who can have fun doing whatever it is they do... in Fuck Off Land, not here. THIS IS MAINE!!! We're Different.

Let me know if you have any ideas for next issue. We're slowly piecing together an organic team of passionate contributors and readers. Without an advertising budget, we're just gonna keep going and going until Jibbah catches fire. No rush. We enjoy doing this anyway. Ain't goin' anywhere. Maybe you'll be on the team one day.

it's friggen...

# GROW TIME!

where we can talk about growing the marijuanas

## WHEN IS YOUR PLANT REALLY READY TO HARVEST?

by Crazy Composer

**W**henever you want to harvest it. That's the quick answer to the question. So... when do you want to harvest it? That depends on what you want out of your weed. It has been "common knowledge" that you want to take out your handy dandy magnifying scope and take a look at the resin heads to help determine "ripeness". But as with so many things in life, "common knowledge" can only be trusted to achieve common results.

Let's quickly go over what the common knowledge is about determining cannabis ripeness... If you're looking for that textbook ripeness so often spoken about, you'll want to watch for when the resin heads swell up, and start turning amber in color. I've heard that 25% amber is right, I've heard that 75% is "correct", etc. However, anyone who's been growing for long enough, and with the right kind of mind for the task, will tell you that every variety — nay — every PLANT will express ripeness differently.

Yes, a lot of a plant's resin heads will follow a very basic ripening curve... going from small clear heads, to fatter cloudy heads, to cloudy amber heads. This "common knowledge" is actually quite good, generally speaking. But there's more to it than just following the book... IF you want to get really good at growing weed.

---

"But as with so many things in life, 'common knowledge' can only be trusted to achieve common results"

---

I've grown plants whose resin heads were amber or even maroon in color right from the start. Some resin heads are swollen and cloudy way before they're even close to being ripe. So... to my eye, a

plant is ripe when it's ripe, NOT when a book tells me it's ripe.

To me, it's pretty easy to tell when a plant is ready... because it has stopped adding new flowers (bracts), the aroma of the resin smells "ripe", and the pistils (hairs) have almost all died back.

The most important factor — to me — is what the lower, smaller flowers look like. If the top flowers are all majestic-looking, gnarly and the pistils have all died back, BUT the lowers are

The clearer resin heads are less psychoactive than the cloudier and amber-colored heads.




still loaded with white hairs... we ain't done yet. The tops only LOOK done due to environmental factors, most likely. Pistils die off for many reasons, not just because they're attached to perfectly ripe bracts. So... if your tops look done, but the lowers are still mostly white haired... you have to wonder what happened to the top of the plant that didn't happen to the lower flowers. Rain? Hot, arid conditions? Did you spray with something? Even straight water can make some pistils die off.

So... dead pistils doesn't mean the flowers they're attached to are ripe. I look at those lower flowers for my best clue about how ripe a plant really is.

A friend of mine, over at Bronson Farms, was the guy who selected the somewhat infamous African Haze #11 clone. The genetics are very wild on that one. As it grows, you'd SWEAR it'll need at least 90 days to finish properly. However, he takes them at just 67 days! When he first told me this, I was dismissive of that claim and thought, 'this fuckin' guy's living on a dream here! hahaha'. But his African Haze flowers were outstandingly potent and tasty! By potent I mean POTENT! Forgetting where you are constantly, contemplating shallow ideas deeply, etc. So... When I grew the plant myself, I figured that if African Haze could be this good at just 67 days, IMAGINE if it was allowed to go out to 80! Should be much better! But you know what? It wasn't. It was just some "riper-looking" mediocrity compared to the unripe-looking 67 day dynamo weed I had smoked from him.

Another consideration about "doneness" is that every plant ripens



Kannacopia  
Calias, Maine



differently. Some plants will be in a hurry to throw down flower and be done with life. Those plants simply can't be allowed to keep going until the resin heads turn amber. They tend to start rotting before reaching "book ripeness". Those plants are in a hurry to make seed and die. They must be expecting a short grow season or something

Other plants, however, will hurry to the finish line but then NOT start dying once they get there. They'll just keep on throwing new bracts wherever they can break through and grow into those knobby, foxtail tendrils. The rest of the flower is – indeed – ripe enough, but it'll just keep on pumping out those new pistils and seemingly go on flowering forever. At some point, the grower needs to make a judgment call and pull the plug. The longer you wait, though, the older and more filled with non-psychoactive cannabinoids those oldest resin heads become. Meanwhile, the new bracts growing all over the flower have UNRIPE resin heads. This will make an interesting cocktail of over-ripe, ripe AND unripe resin heads. Not sure that's a good thing. Have you ever smoked great herb and gotten that wonderful, well-rounded high, then smoke some mediocre weed and had the mediocre stuff reduce the high of the good shit? I have. So... I wonder if a single bud with such a wide variety of over-ripe, ripe and unripe cannabinoids is like smoking great herb AND weak herb together, reducing the quality of the high? Something to consider I reckon.


So, in closing I'd like to just say... to each his/her own. Harm none, do as ye will. Smoke what ye will, too.

Tell Us Your Opinion  
About This Article



# Wakey Fackin' Wakey!


## Things aren't as they seem



Does this world seem upside-down to you?  
Like everything that should be one way, is  
actually the exact opposite?  
If so... Congratulations, you have the eyes to see  
what's really happening. Gracitons of the  
dark who know that a mirror shows what is  
real, but in reverse. They also know that most  
people can't tell the difference when reality is  
reversed and inverted. How think of everything  
that is artificially ficked up about this world,  
and think mirror image. Try it. Easy to see how  
so many fall for this trick, every time.

# PLANT OF THE MONTH:

Chemdog 91 (the real deal)



by Crazy Composer

**T**he clone you're looking at here is THE cornerstone MOTHER to many of the world's most beloved cannabis strains. Renowned for her intense flavor and even more intense high, many connoisseurs consider this "THE GOAT".

The story goes that the famous Chemdog genetics came from a bag of dope called, "Dogbud", bought at a 1991 Deer Creek, Indiana Grateful Dead show. There were 13 seeds found in this

outstanding weed, and a guy named, Greg (later calling himself "Chemdog") grew out those seeds and found this plant in them, as well as the infamous Chemdog D, and others.

Skunky, a touch of burnt rubber, and a faint background of that classic OG Kush scent hiding in there. Such a uniquely well-rounded high. Some highs leave me wanting, but this stuff always delivers the real goods.





# COLD ROOM CONFIDENTIAL

## LIVE ROSIN

Pics and story by @mission.hill.melts

**B**efore I dedicated my life to making ice water hash and live rosin, I spent seven years as a chef working in kitchens across the world. By working in a wide range of kitchens, from Korean BBQ in LA to a 3 Michelin Star restaurant in London, I was able to work with some of the highest quality products and most advanced culinary equipment available. What I am most thankful for during my time in the kitchens, however, is not the exposure to fancy equipment, but the knowledge and work ethic instilled in me by my chef mentors and restaurateurs. Organization and time management, attention to detail, crisis management, and a sense of urgency were taught to be so important that they should become second nature. These skills not only helped me become a better

chef, but also helped me improve as a hash maker. I hope that by sharing some of these skills and lessons I've learned in both my culinary and hash making careers, I can help others avoid some of the common mistakes I made early on.

The simplified recipe for making live rosin goes something like this: grow your plants to maturity, harvest the flowers freshly and freeze, place the frozen flowers in an ice water bath and agitate, strain the water through micron-specific bags to collect the wet hash, dry the wet hash, and squish the now dry hash into beautiful live rosin. It is then considered "Live" because the plants from which the product is made from is never dried or cured- instead it is freshly frozen. Based on my personal experience, I believe that recipes aren't the key component in being a phenomenal chef. The recipe can only instruct you so far- you have to have an understanding of technique and a



comprehension of the science behind why you're doing what you're doing, too. In my early days of cooking I would obsess over recipes only to be disappointed when I went to make them. Although I had the steps laid out before me, I did not understand the process as a whole or how my end goal would force me to adjust a recipe. While preparing to make live rosin, keep in mind what your end goal is. Someone who is trying to make the most delicious tasting live rosin may do things differently than someone who is trying to maximize their yield.

Just like any recipe, the quality of your starting ingredients is extremely important. Firstly, no matter how skilled of a grower you are, some strains of cannabis simply do not produce the type of resin head that is needed to make water hash. Some cannabis breeders, such as Bloom Seed Co and Dying Breed Seeds, breed cannabis specifically for the water hash-viable trichome heads they produce. Doing some research about the strains you're running or considering washing beforehand can save you a lot of heartbreak later on. In addition to genetics, the environment you're growing your plants in is extremely important when your end goal

is live rosin or water hash. When growing for hash and live rosin, it is extremely important to avoid any major spikes in heat as high temperatures will burn off the flavorful terpenes. This results in degrading your rosin's flavor and color. Keeping your flower room between the low 70s and mid 80s will help preserve the flavor profile of the plants you hope to concentrate. I would also plan to harvest your plants a week earlier than if you were going to hang them dry, but that is more personal preference. Once you decide your cannabis is done growing you can start to plan your harvest.

Harvesting is one of the most important parts of the live rosin and water hash process, despite often being overlooked. All the time and care you took growing your resin can quickly be ruined without proper harvesting techniques. When it comes to harvesting for fresh frozen, it is extremely important to minimize any touching to the actual bud itself. I recommend harvesting directly into bags to avoid additional touching. Anytime you touch the bud sites you disturb or damage the trichome heads. This can lead to lower yields and may even affect the color of the rosin. When I harvest I like to cut



Hand Made  
High Quality  
Small Batch

[@mission.hill.melts](https://mission.hill.melts)



myself a manageable branch to hold and, from the bottom up, begin to remove any leaves without visible trichomes. When removing leaves always cut from the base of the leaf if possible and try not cut through the actual plant material itself. Excessive cutting of the buds opens up the plant cells which will release chlorophyll into the wash and can often give hash an unpleasant "floral" taste. The size of the buds is also important when harvesting for fresh frozen processing. The more broken down your flower is, the more surface area is exposed to the ice and water. This allows the trichome head to separate more efficiently. Dense flowers need to be broken down to expose the inner trichome heads. If you are wondering what a good size nug for

washing should be, I always say it should be able to fit in a golf ball. You should also avoid packing your bags too tightly. Leave some air space in your bags to avoid crushing. Allow your flower to freeze at least 24 hours before washing, although we usually wait 48-72 to ensure the product is fully frozen. While your flowers are freezing you should take the time to set up your wash area.

Working in kitchens taught me the importance of prep work. In both kitchens and in hash making, the success of your service is directly tied to the work you put into your preparations. In kitchens we refer to this as "Mis en place" or "everything in its place". The first thing you should do is gather all the tools you will need, the most important being the micron collection bags.

The first decision you will need to make is what size bag set you should use. For the average person I think a 10-gallon

bag set is perfect. We get our bag sets from our friends at Micron Xtracts. To compliment this bag set you should buy 2-3 10 gallon plastic barrels from Home Depot, preferably the white food grade version if possible. When you purchase a bag set, you will receive 8 bags of different micron size from 25 micron up to 220 micron. You can run as many or as few bags as you'd like, but I will give you some suggestions- the first being the smallest micron bag you should pull is the 40 micron bag. Anything caught



in the 25 micron bag are either severely underdeveloped trichome heads or dust particles and will negatively affect the taste of your rosin. I would also suggest that home washers try and pull as few bags as possible. With each bag you decide to pull, you will end up losing a little bit of hash to the bag. My first home wash utilized the 40 micron, 70 micron, 150 micron, and 220 micron. I separated the 70 micron as the premium pull and mixed the other microns together. Smaller washes may be easier to do with just a 40 micron and a 220 micron. There are no wrong answers here.

The next most important plan you need to make is how you will dry your hash. Removing the water quickly and efficiently from the trichome heads is crucial to avoid microbial contamination and preserve the fresh terpene profile. While hash got its roots in air-drying, we now utilize a Harvest Right freeze dryer to dry all our water hash. The freeze dryer can freeze your wet trays of hash and then remove the water from the frozen patties by lowering the atmospheric pressure with a vacuum. The freeze dryers come with a few settings, including freeze time, shelf temp, and final dry time. Your freeze time depends on the amount of hash, but to be safe I advise you to set it at 8 hours with a shelf temp between 35 degrees and 45 degrees. Final dry should be at least 12 hours. These settings can be customized via a button on the LCD screen on the unit. If using a 10-gallon bag set we suggest getting a medium Harvest Right home model freeze dryer. Make sure you get familiar with your freeze dryer before using it to avoid any user errors.

The next important tools you need to for a successful wash are clean water, ice, and a cold environment.

The water that comes out of your tap is often full of minerals, particulate, and chemicals that can affect the taste and quality of your hash. The cleaner your water is, the cleaner your hash will be. You can filter your own water at home with an under sink filter system or buy filtered water and ice from local suppliers. The temperature of your environment is truly of utmost importance. Ideally, your work area should be no warmer than 50 degrees. You can help keep your work area cold by hooking an air-conditioned up to a CoolBot. The CoolBot device overrides the air conditioners regulator and can cool rooms extremely efficiently. If you can't afford a CoolBot, my best advice

---

**"After months of growing,  
a tedious harvest, and  
meticulous preparations, it is  
time to take the plunge"**

---

is to wash early in the morning to beat the heat. A cold room ensures efficient trichome separation and makes collection much easier. If your room is warm, I

would strongly advise that you wait until the temperature is cooler otherwise you risk hash sticking into bags, resulting in a total loss.

The final tools you will need for a wash will be a paddle to agitate the material, spoons to collect the wet hash, and a water sprayer to help spray down your bags. When setting up for a wash, try and have all your tools as close to where they will eventually be used to save yourself time and energy. Other small tasks you can do before the wash include lining your freeze dryer trays with parchment, filling up appropriate vessels with water, setting up your bag set for the wash, and cooling your room down the night before your wash. I like to do a mental walk through of a wash to ensure that all my tools are where I need them. If your prep work is done properly then the wash should be pretty straightforward.

After months of growing,

a tedious harvest, and meticulous preparations, it is time to take the plunge. First you should add ice to your mixing vessel and allow it to cool down for at least 30 minutes. Remember, cold is key. Once the water

Mixing techniques vary from hash maker to hash maker, but we like to mix material in 15 minute washes collecting after each 15 minutes. The focus of your washing is to move around the material in a controlled manner, taking great care



is chilled I like to add my material, cover the top with ice, and let the ice, water, and cannabis hang out for 10 minutes. After the 10 minute soak, you can begin agitating the material in the ice water. The mixture should be firm but mixable to start, and as you begin to wash the fresh frozen material, it will defrost, making the movements much easier.

to not be too rough as to cause damage to the material.

There is a fine line between getting all the trichomes out of the material and beating your material up. Please, don't beat your material up.

At the end of the 15 minutes of washing you will pull your set of bags. First you will strain your cannabis into one of the 10 gallon buckets and pour the trichome-

laden water through your micron bags to catch the trichomes. No matter what bags you use, it is important to spray down each bag heavily with cold water in order to remove any contaminants from the trichomes. When you go to spoon the wet water hash out of the bags and onto your parchment-lined tray you want the texture of the wet hash to be like a loose milkshake. Return the trays to the freeze-dryer to freeze and continue washing as many cycles as you choose. Once done, make sure you deep clean your bags with cold water and isopropyl alcohol if necessary. The freeze dryer will run for around 24 hours. When it is done, it will stop pulling a vacuum and beep and a finished message will show up on the LCD screen.

With the cycle complete, I like to pull each tray out and break it up with a spoon and sieve before weighing and bagging. Sifting the hash through screens also ensures that any contaminate or ice chips will get caught. When the hash is sifted, it resembles a beach-sand like consistency. I will then pack my 25 micron rosin bags for pressing. We have been using Rosin Evolution bags for 5 years and absolutely love them because they come in many different sizes that can fit your pressing needs. Once your bag is packed and your press is hot (we recommend pressing live rosin between 165 and 185 degrees Fahrenheit) you will place your bag in the middle of a folded piece of parchment and slowly place it between your heated plates. We utilize a directional flow technique where we fold parchment in half and then on both sides so the rosin can only travel forward, we have found this technique helps keep the bag in place and is easier for collection. We like to squish slowly at first allowing the bag to soak in the heat and become uniformly the same temperature. As you press down, you should try and see the bag and see the essential oils begin to push forward as you increase your pressure.

Please take your time, as this initial press is extremely important. Once rosin starts to flow out, you can continue to increase your pressure. Squish the bag for two to three minutes or until rosin stops flowing and release the plates. Congratulations, you've just made live rosin!

When you open the parchment you will be slapped by what seems like the smell of the whole grow room. It's truly awe inspiring how loud the live rosin is when it's fresh off the press. While the bag is still warm you, should remove it from the parchment with tweezers and set it aside. We recommend closing the parchment back up and pressing the rosin flat to remove any air bubbles and allow the rosin to cool a little before dabbing. I will never forget how excited I was to share my first run of live rosin with my friends. It was such a triumphant feeling. It was a similar feeling that got me into cooking- the joy of being able to bring people together and share a product I was proud to make. I hope that this guide has brought you some insights and may even inspire you to give live rosin a shot, that way you can share the fruits of your labor with your friends and family.

Tell Us Your Opinion  
About This Article



**Did you know...**  
The logos in  
this magazine  
are also links to  
the company's  
Instagram or to  
their website!





# X-FACTOR...

## PART 1

by: Holy Farmer Yandi

I started cooking at an early age and became serious when my friend took the position of head chef at a restaurant and I started working there as a kitchen hand. Every night, I watched him cook my favorite steak dish.... Steak Diane... I copied everything he did. I used everything he did. I cooked, what I thought, exactly the same.... but never, not once did I prepare Steak Diane like he.

I surf pretty good, well I used to, and I work on a no excuse policy when it comes to most of the equipment I use, especially surfing equipment. So it was inevitable, that I surf Kelly Slater model surfboards....guess what?... didn't make me surf like the king.

So what is it? What is that special something that some have to excel at what they choose without seeming to struggle and with little to no effort or training per say.

Dictionaries define "greenthumb" as... "an expression to describe someone's affinity at gardening or growing plants successfully". According to the Old Farmer's Almanac, the

---

"I asked several growers that I respect to share their thoughts on 'greenthumbedness' ".

---

phrases origin has two plausible source's: it's origin may be linked to the reign of King Edward I of England, who enjoyed "fresh green peas" so much that he had a half dozen serfs working to keep him supplied. He gave a prize to the worker with the greenest thumb, presumably stained from hours of shelling...or it comes from the fact that repeatedly handling clay pots encrusted with algae will stain a gardener's thumb and fingertips green.

I asked several growers that I respect (for their consistently stunning and solid grows), to share their thoughts on "greenthumbedness". One, a relatively new grower with 4yrs of growing experience commented, "I think greenthumbs come from passion and a "feeling" for the plant. I truly believe anyone can be a greenthumb if they put their mind to it. However, I feel most people don't realize the depth of what goes into growing a plant. Most people think dirt, water and light and it should grow itself.... I just give it a good home to thrive in".



Another grower with over 20yrs experience in the industry responded, "I understand the plants and how to make them happy. For me, I've been smoking for a long time now so my experience with flower and my attention to detail... I'm a little OCD in that department....so ya, experience and attention to detail". MzJill —undeniably a grower with tremendous history in the cannabis scene— answered my question on "greenthumbedness" by saying "It's energy....we are all living in and part of the same web. It's very similar to a wild animal feeling comfortable enough to interact with a particular human because that human has a connection.... but yes of course experience is a big deal too".

A commercial grower I approached with my question, responded with...."I can't be sure why people have green thumbs and others don't, but I can tell you that I truly needed to get it right. We were either gonna grow something we were proud enough to sell or... rice and gravy for a couple months while we HOPED the next crop was a success".

Finally, I asked someone I have known and respected for many years. Most —if not all— of our old conversations were discussions about the relationships Indigenous people's have to land and spirit. He said of my question on the reality of

a greenthumb...."this is something personal to me I suppose. I have North American ancestors from the Ojibwa tribe and my clan happened to be medicine people. Very much in tune with the plant kingdom. I reckon some of my abilities to take healing plants very seriously comes from that genetic source. I was always deeply intrigued by useful plants".

In 1892, 'New Creations in Fruit and Flowers', published in Santa Rosa, California, created a sensation in the United States. Unlike similar booklets, which had thus far included not more than six or so novelties among the hundreds advertised, this catalogue





*Hugo de Vries*

contained not a single plant known to man. When the catalogue finally made it's way 6000 miles away to the Netherlands, it caught the eye of an Amsterdam professor, Hugo de Vries. To satisfy his curiosity, de Vries set off across the world to visit the catalog's publisher, who turned out to be a New England transplant to California, Luther Burbank, whose feats with plants and his reputation as the "Wizard of Horticulture" infuriated botanists unable to understand the magic of his methods. When de Vries came to Santa Rosa, he was dumbstruck that in the little cottage where Burbank worked, there was neither library nor laboratory and that Burbank's work notes were kept on scraps of brown paper bag, or the backs of letters and envelopes. Just watching Burbank at work took the breath away from countless observers. On his experimental farm in nearby Sebastopol, California, Burbank would walk down a row of thousands of plants —and without breaking stride— pick out those likely to succeed. A county farm adviser said of Burbank, "He seemed to have an instinct that told him if a tiny plant would grow up to bear fruit or flowers he wanted. I couldn't see any difference between them, even if I stooped and looked closely, but Burbank did no more than glance at them"

Three miles as the raven croaks from the battlements of Duncan's castle at Forres, in Northern Scotland, just south of the heath where Shakespeare's three witches prophesied to Macbeth that he would be Thane of Glamis and Cawdor... an ex-RAF squadron leader decided to take up residence with his wife and three young sons in the derelict corner of a caravan park in Findhorn Bay... a rubbish heap of old tin cans, broken bottles, brambles and gorse bushes. Peter Caddy, who once walked two thousand miles through the Himalayas, crossing deep into Tibet, had been a follower since young manhood of a school of adepts whose object is to bring back beauty and wonder to this planet. Illumined by the dictates of

Elevating your Cannabis Experience since 2009

**Elevate**  
MAINE

BEST OF  
2021  
WEEDMAPS

2021 Best of  
Weedmaps Winners

**Come See Us** →

700 Broadway South Portland  
50 Downeast Drive Yarmouth

@ELEVATE\_MAINE2.0

his conscience, Caddy pulled up roots and moved, with family, to Findhorn one snowy November day in 1962. His Rosicrucian masters had taught him one prime rule of life: "To love where I was, love whom I was with, and love what I was doing."

With winter coming it was a dismal prospect. Following the concept of the monks who used to build their monasteries by hand, putting love and light into the fabric of the building with every stone they laid.

The prospect of creating a garden seemed a superhuman task. The ground was made of fine, dusty sand and gravel in which nothing grew but tough pointed grass. Another rule from his masters: "Each time that you put a spade into the ground you put in your own vibrations and that the right vibrations act as a magnet to draw in like vibrations." Caddy in his diary wrote, "We could have been negative and said the soil was useless....as it was. Instead we put hard work and positive thought into everything we did." Caddy began working from morning to night, putting sweat and radiations into the soil, his object to grow sufficient vegetables and salads to provide a large part of their diet in months to come.

Within two months the results were stunning the neighbors, who—not knowing of the spirit in which the Caddys were going about their gardening— could not understand what was happening, especially when the Caddys' cabbages and Brussels sprouts were the only ones in the area to survive a plague of cabbage-root grubs, and their harvest of black currants grew healthily by the bushel, whereas the crop largely failed in the rest of the country.

In 1968, when Findhorn was visited by a number of accomplished gardeners and agricultural experts, they were amazed at what they found, remarking they had never seen such a uniformly high standard in all sections of the garden. The growth and color of the flowers were so remarkable that the visitors were at a loss to explain the

phenomena, considering the poverty of the soil and the rigorous northern climate. When Sir George Trevelyan, —who ran the famed Adult Education Foundation at Attingham— dropped in at Easter, he was amazed by the quality of the flowers; all as beautiful and large as he has ever seen. Their brilliant colors of a scintillating quality. He found the root vegetables the best he had ever tasted. He was surprised to find fruit trees of all sorts in blossom, as well as a vigorous, young chestnut tree. The tree —standing eight feet high among broad-leaved trees and shrubs— was thriving on the landward slope of windswept dunes.

As a member of the Soil Association, with an interest in the organic method, Sir George said he had seen enough to know that compost and straw mulch alone, mixed with poor sandy soil, were not enough to account for such a garden. There must, said he, be some Factor X to be taken into consideration, adding, that if so much could be accomplished at Findhorn in such a short time, then the Sahara could be made to blossom.

Instinctively aware of the aesthetic vibrations of plants, which are spiritually satisfying, human beings are happiest and most comfortable when living with flora. At birth, marriage, death... blossoms are prerequisites, as they are at mealtimes or festivities. We give plants and flowers as tokens of love, of friendship, of homage, and of thanks



for hospitality. Our houses are adorned with gardens, our cities with parks, our nations with national reserves.

So... is it possible to suggest... could it be that plants choose us? For every Ying there is a Yang. Action and reaction. Black and white. Opposite colors on different sides of a color wheel seem to vibrate when placed next to each other. The very core of our existence is held together by positive and negative charges... so is it THAT crazy to suggest plants choose who they work with? Plants seem to know which ants will steal their nectar, closing when those ants are about, opening only when there's enough dew on their stems to keep the ants from climbing. The sophisticated acacia tree enlists the protective services of certain ants which it rewards with nectar, in return for the ants' protection against enemies of the tree.

Is it mere chance that plants evolve special shapes to adapt to the idiosyncrasies (the physiological shape) of insects that pollinate them? Luring these beneficial insects with attractive color and fragrance. Rewarding them....

nectar. Devising extraordinary canals and floral machinery with which to ensnare a bee, only to release it through a trap door when the pollination process is completed.

There is irrefutable scientific evidence that has found plants are sentient. They respond to human care and nurturing. They react to music, have curative powers and even register emotions when hooked to polygraph (lie detecting machines - see the work of Cleve Baxster).

Plants are living, breathing, communicating creatures, endowed with personality and all the attributes of having soul. It is only we, in our blindness, who have insisted on considering them automata (machine-like). They've even been found to be able to distinguish between sounds inaudible to the human ear, and color wavelengths such as infrared and ultraviolet invisible to the human eye. They're especially sensitive to X-rays and to the high frequency of television.

Tell Us Your Opinion  
About This Article



**Hydrocarbon Extraction Lab**

235 Bridgton Road  
Fryeburg, ME 04037  
[www.paradigm207.com](http://www.paradigm207.com)

*Some of you may be asking  
yourselves, "What the hell is a  
jibbah!?" Well, one of the words for  
a joint, in Maine is...*

*"Jibbah"*



**8.5x11"**

**Jibbah Magazine is designed  
so that you can print your own  
on regular printer paper!**

**8.5x11"**





## Scene 23 from Monty Python's "Life of Brian": The People's Front Engage in Frantic Discourse

**REG:** Right. Now, uh, item four: attainment of world supremacy within the next five years. Uh, Francis, you've been doing some work on this.

**FRANCIS:** Yeah. Thank you, Reg. Well, quite frankly, siblings, I think five years is optimistic, unless we can smash the Roman empire within the next twelve months.

**REG:** Twelve months?

**FRANCIS:** Yeah, twelve months. And, let's face it. As empires go, this is the big one, so we've got to get up off our arses and stop just talking about it!

**COMMANDOS:** Hear! Hear!

**LORETTA:** I agree. It's action that counts, not words, and we need action now.

**COMMANDOS:** Hear! Hear!

**REG:** You're right. We could sit around here all day talking, passing resolutions, making clever speeches. It's not going to shift one Roman soldier!

**FRANCIS:** So, let's just stop gabbing on about it. It's completely pointless and it's getting us nowhere!

**COMMANDOS:** Right!

**LORETTA:** I agree. This is a complete waste of time.

bam! (Judith enters the room frantically)...

**JUDITH:** They've arrested Brian!

**REG:** What?

**COMMANDOS:** What?

**JUDITH:** They've dragged him off! They're going to crucify him!

**REG:** Right! This calls for immediate discussion!

---

### ***Moral of the story:***

*There's a time for discussion and planning, of course... But there comes a time when the talkers either need to send warriors to execute the plan, or —themselves— become the warriors. Our enemies LOVE when we're "polite", because it means we won't cause too much trouble for them as they slowly erode our farmers' ability to earn a living as cannabis craftsmen, and transfer all profitability to Big Canna firms.*



# RUSSET

## Don't Bug Out...


by Geoff Nosach - @artandcraft\_canna

**O**ne innocent spring, in a foolish time before integrated pest management strategies, I took in a few clones to overcome a shortage in my outdoor plot. I would soon discover that I had taken in with them a deceitful plague. Exactly two months later, as I began to notice symptoms of a russet mite infestation, the population had exploded, contaminating every single cannabis plant within sight of patient zero. At the time, I was navigating the realm of unknown unknowns, naive to the pervasive threat these invisible creatures posed. Russet mites are incredibly small, microscopic and virtually undetectable to the naked eye. They range in length from 20-170 microns, a size range hash heads should be familiar with. An easy way for any cultivator to understand is that they are approximately the size and shape of a trichome stalk or a spider mite's leg. Because they cannot be seen with the naked eye, magnification tools are essential for identification. Most jewelers loupes make it slightly easier but are not entirely sufficient to get a good look. For this reason *Aculops Cannabicola* or Hemp russet mites are some of the most difficult

pests to prevent and detect on Cannabis Sativa.

A close relative of tomato russet mites, they live and reproduce exclusively on Cannabis plants. Of course, research on any Cannabis specific topic lacks precedent due to past decades of draconian drug laws and their incalculable consequences. Modern cultivators are now faced with the burden of establishing effective treatment options that build upon the knowledge and practices of comparable research. Luckily, hemp and tomato mites share many common traits, so substantial knowledge can be derived from research conducted on their tomato bound cousins. First, let us begin with the symptoms that are visible.

In my experience, the first sign presents itself similar to a nutrient deficiency or PH imbalance. The young leaves look



# MITE

## ...Make A Plan

fragile, pale and crispy with emerging branch tips exhibiting a brownish hue instead of the bright lime green that would be appropriate for new growth. Our farm was well familiar with these kinds of problems, but something seemed different. Eventually, someone had the bright idea to get out the loup that we use to determine ripeness of resin glands and visually inspect the russeted tips. Upon a closer look, I could see the damage was caused by a microscopic pest that harbors in, spreads easily through and attacks cannabis crops. But this was just the tip of the iceberg.

After contacting state agencies to determine if my diagnosis was correct I began seeking out knowledgeable colleagues and professionals with experience managing russets. It didn't take long before I identified one possible solution: predatory insects. Beneficial Insectary (BI) stood out as one of very few operations in the US that not only sell, but produce insects. They will also ship them as fast if not faster than other sources, most of which are overseas in Europe or China. Cold calling BI for help is how I met Greg Bryant who works as a representative for them and has an impressive background in entomology. Greg has helped me so much in the past so I asked and he kindly agreed to give me an interview for this piece. Most of the factual info that I mention here is either derived directly from this interview or separately cited sources. I highly recommend reaching out to anyone on their team when dealing

with pest issues, they are generous with their time and knowledge of pest management.

It's important to understand the biology and life cycle of Russets. Their eggs are laid exclusively on the aerial parts and generally amount to one to two dozen. It takes them about two days to hatch into larvae, about two more days for those larvae to molt into nymphs, and an additional two days for the nymphs to grow into adults. Their total life cycle takes approximately two weeks so they have the ability to explode in numbers very quickly. Inversely, a large infestation can have their cycle disrupted, reducing the population just as quickly.

Climate also plays a significant role. Average temps must be around or above 80 degrees and humidity moderate to low in order for hemp russet mites to sustain or grow the population; many potential infestations can be avoided simply by growing in environmental conditions that are less suitable. While Maine has a climate that is not exactly known for its hot and dry spells, from time to time that's what we get and the past couple years have given us plenty of both for outdoor cultivators to take warning. The combination of hot, dry weather and a large group of cultivators sharing clones is the perfect recipe for easy spread. Most, if not all outbreaks are the result of a cultivator bringing in plants with a low level infestation, integrating them without a standard quarantine period, and/or lack of proper identification tools.

These tiny devils are relatively immobile on their own, but that doesn't mean they haven't adapted alternative means of transmission. They are highly effective at leveraging surrounding resources, a breeze is all they need to spread outdoors and can travel through fans in the grow room. They are also phoretic, meaning they will attach themselves to a more mobile host insect, often native beneficials, to catch a ride onto the next plant, initiating a new colony. Prevention and early detection are absolutely crucial.

As far as we know, russet mites can only feed on living Cannabis Sativa plants and do not lay eggs in soil. There is no scientific studies to date that indicate russets can go into dormancy during any phase of their life cycle and conventional wisdom suggests they have no overwintering ability. According to the University of Utah extension, tomato russet mite adults can overwinter in leaf debris. To complicate matters, there was

recently a case in Colorado where feral hemp plants in an old hemp field were found to have russet mites in June. These plants were found adjacent to a large shed that is used for drying and processing with no other cannabis crops growing nearby. We can wonder all day about the links between these cases, our own experiences and anecdotal stories until the cows come home. Until there is hard data demonstrating the basic biological boundaries of their life cycle we will have to assume the broadest range within the sphere of possibilities and likely over-react to ensure prevention and successful mitigation.

One of the cornerstones of any cultivation operation is an Integrated Pest Management (IPM) strategy. I recommend prioritizing a plan. Any good IPM will be built on detection and prevention while also having strategies planned for treatment if necessary. The ins and outs of building IPM is best left for another article and perhaps another author but i will go into some of what I have learned would be the basis of a strategy to manage russet mites.

Preventing russet mites starts with strict quarantine, testing and possible treatment of any incoming plants. Many cultivators choose to dip incoming plants with a broad spectrum suffocant like Suffoil-X or GrowSafe. Both of these products utilize emulsified oils to suffocate a wide variety of insects and fungal pathogens. Suffoil-X has been demonstrated to be highly effective against russet mites but does not have a dip rate on the label and may not be allowed for use on your crop; I am using it here as an example of a type of product, of which there are many brands, that is clearly shown to be effective. I may ruffle some feathers here but researchers and professionals in the field are very clear that paint sprayers do not produce an appropriate droplet size to be effective when spraying insecticides, especially against such a tiny pest. Foggers or misters designed for pesticide





*a cannabis plant being enjoyed by russet mites*

application should be your first choice to preserve product and minimize application quantities. Backpack or similar sprayers also work well if they are equipped with an atomizing sprayer tip. It should go without saying but please always observe local, state and federal guidelines for crop management and application of labeled products.

During quarantine, plants should be regularly checked with a microscope that can magnify at least 50-60x. Dynolite makes a great magnifying camera that can serve a myriad of purposes at a cannabis cultivation facility. I use mine to identify bugs, check for ripeness of trichomes as well as quality control and data collection on hash and flower batches. Russet mites hide in the veins of leaves and seem to prefer the apical growth of primary and secondary branches. No one actually knows what a russet mite egg looks like and they must be incredibly tiny so I don't even bother looking for them. The nymphs and adults move pretty slowly and wriggle around like worms. They are

carrot shaped and range in color from white to a dull or orang-ish tan. Based on the life cycle one might imagine that a one month quarantine would be sufficient to detect any mites but it is important that you develop your own program built around your own facility.

Visible detection is not a perfect science especially when trying to detect even one single microscopic arthropod. There is another tool that is significantly more powerful but requires a greater investment of resources to undertake. PCR machines can be used to amplify selected strands of DNA and then run programs that can detect the presence or absence of particular types of genetic material. Medicinal Genomics is a company that provides genetic services to the cannabis industry and now offers kits that can test for Russet Mite DNA. PCR detection is a very complex subject and I definitely cannot go into the details here but these test kits can be used to sample a much wider array of plants and theoretically would be more likely to detect the presence of mites in a



crop. It is worth looking into if your serious about science, data or the long term integrity of a cultivation facility.

With a good strategy for prevention and detection you hopefully will never need to treat a crop for russet mites. If you happen to find plants with mites in quarantine then appropriately destroy the plants or begin a treatment protocol if you must save them. A commonly recommended treatment protocol would be to apply a suffocant oil or sulfur, only if allowed, followed by predator mites. Suffocant oils and sulfur are both highly effective mite killers but should only be used on non-flowering plants. Remember never to apply sulfur within two weeks of an application of any oil based spray, it may kill your plants. This initial application is to knock down any large population and disrupt one generation in the life cycle. Predator insects are also susceptible to the same foliar applications that kill russets so they must be introduced only after any insecticidal applications are made. Without getting into the weeds about which species is best, I will share Greg's theory. He believes that any of the suitable species will eat russets if they are hungry but that you need huge numbers to ensure eradication because russets are so difficult for them to find. For this reason he recommends getting the most affordable species that fits your growing environment and to apply large amounts of them. Always work

with your beneficial dealer to dial in a strategy to your unique needs.

Flowering plants are often beyond mitigation because the trichomes tend to create a perfect environment for mites to hide from predators and because most treatment options are not available at this stage. There are several types of bacterial based sprays that are very safe for humans and are labeled for use until the point of harvest. Unfortunately the evidence is limited and only shows potential action on russet mites. An example of this type of spray is Grandevo CG which is labeled for tobacco and is allowed on hemp in Maine. Many cultivators, myself included, would not opt to spray a late term crop but instead would be forced to remove the most contaminated material, introduce apocalyptic amounts of predator mites and hope that environmental conditions shift to be less favorable. Grow room temps can be lowered to slow their growth and outdoor cultivators can rely on cooler weather in the fall to help considerably but there is only so much that can be done and often huge crop losses are experienced.

Going forward from any pest mitigation effort cultivators need to know how to prevent future contamination. First get rid of any infected plants and re-quarantine any other plants that may have been present in the same environment. Clean up contaminated sites and ensure all dry and waste material is sealed for storage away from growing environments or destroyed. You may want to treat your cultivating area with a miticide or just keep it cannabis free for long enough that no russets can be present once cultivation begins again. Starting new plants from seed is a safe way to ensure the next generation is pest free. If you must use clonal propagation to maintain genetic lines consider trying to eventually reboot your facility with plants that have come out of sterile culture. IPM can



be effectively used to maintain plant health in a contaminated facility but there is no substitute for starting clean.

### PREVENTION:

- Quarantine incoming clones for at two full life cycles (4-6wks)
- Consider broad spectrum dips
- Grow all plants from seed
- Create a plan for IPM

### DETECTION:

- Closely monitor the vital signs that communicate stress (color, texture, etc)
- Use a jeweler's loupe, or an effective magnification tool to identify the pest
- Consider learning and utilizing PCR detection strategies

### TREATMENT:

- Remove and destroy infested material
- Suffocant or Sulfur applications during veg
- Predator mite succession
- Clean and reboot grow space

### RESOURCES:

- [Beneficial Insectary: www.insectary.com](http://www.insectary.com)

- [Dino-Lite: www.dinolite.us](http://www.dinolite.us)

- [Maine board of Pesticides Control: www.maine.gov/dacf/php/pesticides/index.shtml](http://www.maine.gov/dacf/php/pesticides/index.shtml)

- [Medicinal Genomics: www.medicinalgenomics.com](http://www.medicinalgenomics.com)

- [Greg Bryant: greg.bryant@insectary.com](mailto:greg.bryant@insectary.com)

- [Geoff Nosach \(me\): artandcraft.can@gmail.com](mailto:artandcraft.can@gmail.com) (IG: [artandcraft\\_canna](https://www.instagram.com/artandcraft_canna))



*"Seeing only what is fair, sipping only what is sweet... leave the chaff and take the wheat."*  
- Ralph Waldo Emerson



Tell Us Your Opinion  
About This Article



# GROW OUTDOORS

by Ryan "smahty" Smart

**F**irst thing's first. Find some level ground. I didn't have the luxury of having any level ground outback behind my house. Luckily, I am able to rent an excavator and level it myself. I would recommend someone that doesn't have the knowledge or ability of operating an excavator to hire someone that is experienced. After you have level ground

also cheaper than the regular stuff. While you're at the store getting lumber you're gonna want to buy some 3.5 inch screws with washers built in. After you buy all the materials, it's time to cut some wood.

You're gonna want to cut a 12 ft board into (3) 4 ft length pieces to start off with. Once you have the width of your beds cut, you can start putting the pieces

together. It's normally a lot easier to have a helper at this point in order to put the pieces together as the other person screws the boards together. You can do it by yourself if need be but it's just kinda of a pain in the ass. Once your 4 ft by 12ft beds are screwed together it's time to fill them with some awesome Smaht Supah Soil Substrate. The first ingredient in my Smaht soil is compost. It could be just plain cow manure aged 1 to 2 years. Or it could be compost that has seafood waste, fish waste, sheep mature, cow mature,



you will want to cover the area with some sort of ground cover. I've used thick plastic you can get online or certain farm stores, or you can easily use a tarp. Once the ground cover is laid out, you'll want to get some lumber for the raised beds you will be creating. Any lumber yard should have some rough cut 2 x 10 x 12. You're gonna want your beds to be 4ft wide because the trellis you'll be using is normally 4 ft wide. I learned that the hard way and made 5 ft by 10 ft beds. Now I only do 4ft by 12 ft rough cut lumber. The rough cut lumber is


chicken mature, and some carbon added to it via hardwood sawdust or peat moss. It all depends on the source. Just straight cow manure does not need as long to decompose as compost with seafood shells in it. A good compost with seafood shells in it should be around 3 to 4 years old. Pick and choose your compost wisely. Everything depends on it. I normally find it on Facebook marketplace in the spring. After you get your compost delivered you'll need a shovel and wheelbarrow to move it into your beds. In each bed you'll



# THE SMART WAY!

want to put in about 3 or 4 wheelbarrows. Depends on how big your wheelbarrow is. After that you'll want to smooth it out and put some perlite or lava rock into the compost and mix it in consistently. In doing so you're adding perfect drainage and aeration for the roots of your plants to thrive! The more aeration the roots get the healthier your plant will become. I would say the perfect amount of perlite or lava rock to compost would be about 4 to 1. I use about a half of a wheelbarrow of perlite to 3 or 4 wheelbarrows of compost. After that I water down the quarter filled bed and repeat the process until the raised beds are 3/4 filled up with perfect microbe infused compost and aeration.

Another optional step is buying some all purpose dry nutrients with ingredients such as alfalfa, fish bone meal, humic, kelp, fish meal, insect frass, diatomaceous earth, and trace minerals. If using just straight cow manure I suggest spreading the dry nutes around in the middle of the second layer of compost and on top. If your compost is correctly created, you won't have to add this step until the beginning of the next season when all the nutrients are depleted. A good sign that your compost is filled with microbes is if it has worms in it upon delivery! Worms are another miracle Mother Nature uses to keep things thriving on this planet. My motto is K-I-S-S Keep It Simple Stupid! Smart Style Special Soil Recipe is actually very... Simple! All it takes is a good quality compost thriving with microbial life and some aeration! Once the raised beds are about 3/4 filled with soil and watered in, it's time to put your plants in. Choosing the plants to put in your beds is pretty much up to you but I've found that certain feminized seeds tend to do amazing outdoors in Maine. CSI:Humboldt for example, has a bunch of Bubba Kush crosses that get done in late September instead of mid October. I find that very helpful growing in Maine,








much less chance of them getting bud rot. I'm sure you can find some nice clones out there that do the same thing, but I've had really good luck growing from seed.

Once you've planted your plants (hopefully by June 10th) the best way to keep the plants from falling over is to buy some more wood! You'll need a table saw. You can use a skill saw but it's more efficient to use a table saw with two people. You just created garden beds 4ft wide. For every bed you'll need to purchase and split (2) 2x4x10. Use the table saw to split the 2x4 lengthwise. Once you've done that it's time to screw the 2x2 x 10 ft pieces to

the corners of the bed. It's helpful to have a person holding up the supports for the trellis as you screw them in, attaching them at the bottom. I use 3 1/8" length screws with separate washers. It's very important not to skimp on the screws and washers because in the end when your plants are 10+ ft tall with huge buds you are going to need lots of support. The Grow Mart in Augusta is where I buy my trellis. They have miles of it! I normally put 3 layers on top and 2 layers on each side of the bed.

When your plants get very large late in the season you'll need to feed them some high phosphorus food. Dr. Earth has cheap dry nutrients that you can put on top when they start to bud. It's called Flower Girl. I get it on Amazon. Another brand I get is Liquid Fish also on Amazon. They love Liquid Fish! I feed that to them around every 2 weeks. Only during veg growth though. At the beginning you'll rarely have to water them especially since it rains a decent amount in June and July. If you do everything right you'll have to water them everyday starting in late July. The more your plants drink the bigger they become and the more they will produce. I hand water everything with Belfast town water. The pH is in the 7-8.5 range but it doesn't matter. As long as you have a good soil biome it'll take care of any high pH issues. You'll want to foliar spray your plants once a week as well. I use Garlic Barrier for pests and I use EM-5 for plant growth. For tutorials or questions follow me on Instagram @smahtstickyfahm.



*"Never argue with stupid people, they will drag you down to their level and then beat you with experience"*  
- Marky Mark Twain



# VETERANS' VOICE

*by Raymond Cloutier*

the ridiculous Henry Anslinger anti-cannabis propaganda of their youth. Trying to get the older generation to understand that it's not shady, illegal or anything like that but solely for a better quality of life has been challenging. Everyone should take the time to help educate our older generation on how useful cannabis is for veterans.

Another point to increase their education would be that cannabis is also now accepted at the PTSD Center in Virginia as a leading medicine that is actually helping veterans. It gives a better quality of life and also helps combat the suicide rate which currently is 22 per day. It also increases the well being of our community and assists veterans suffering from PTSD to re-enter their community comfortably and to help others see that our veterans' health is actually family health. Which—in turn— increases our overall community health.

Our older generation is so set in concrete, and filled with old propaganda and lies that it's extremely hard to break their programming. What they know is what they know, any changing of their minds is going to take all of us. So, I'm reaching out to anybody who does any cannabis education or informative events to take the time to break it down simply and basically, so our older generation can comprehend all the good cannabis does for veterans and throughout the community.

**P**utting together yet another veterans event for education is truly paramount. It's not just about veterans' rights to use cannabis as a medicine and to be accepted legally but, it's also trying to educate the older generation and help them accept their brother and sister veterans who use cannabis as medicine. The older generation still has a heavy stigma and disrespect towards younger veterans that use cannabis and act as though we are criminals just for using our choice of medicine.

In most national support groups, some of which I belong to, they aren't accepting or representing our younger generations due to our personal choices. We need to educate the older generation on our freedom of choice of medicine that actually works for us.

In my area, we have three caregivers within 15 miles of each other and I asked them what percentage of their clients are veterans. One said 40%, another said 30%, and the last one stated 25%. There is a considerable amount of veterans that use and grow cannabis legally and medically for patients, storefronts and themselves yet they are still ostracized by their peers and elders that were exposed to

Tell Us Your Opinion  
About This Article



# Cowboy Boots Airport Customs & Northern Fuckin' Lights, Baby!



by: *Drewcifer*

**I**t had been quite the trip – 40 high school students & few liberal chaperone 'adult types' to corral us through 10 days of debauched European travel during the April Easter break, circa 1996. A real mixed bag of people; make no mistake.

The adventure began in Amsterdam for 4 days, then a jaunt to Brussels for an afternoon on our way to Paris for 3 days, wrapping things up crossing the channel on our way to SUNNY London, England. There I was, a sixteen-year-old sophomore, parent-free and getting a real education for a change. FUCK YEA!

Fast forward through 9 days and nights of innumerable chapters of salty, savage behavior to the morning of departure... Time to make certain everything is packed, and I mean everything.

For the last two days my friend and I had been discussing what to do with (what was sure to be) left over buds of Northern Lights we had scored in Amsterdam. We were city kids; grew up in Jersey right across the river from NYC. Savvy as we were in our youth, ALL of our adventures in attaining flower from dealers never really panned

out anything of quality... a lotta dime bags of sub-par weed, seeds, & stems. A year later we'd be rolling in Sour Diesel and an expanded market of high-octane strains circulating in our area but certainly not yet.

Folks...we KNEW we weren't leaving that weed behind in some half-assed London hotel. This was not for some maid to find after her brush & tidy up on the room. NO FUCKING WAY – THIS NORTHERN LIGHTS WAS THE BEST WEED WE EVER HAD!

So how were we going to get this green 'gold' back home without getting busted by customs in two serious-ass drug busting countries, while risking the rest of our young lives all for the love of a little primo Mary Jane? What else but a condom, some dirty socks and a pair of black cowboy boots of course?

Our bright idea consisted of a knotted rubber to contain the scent from the dogs, that we figured would be further helped when shoved into a weeks' worth of used socks rolled up, filling up cowboy boots to "save space" in the luggage. We stashed "the goods" in my friend's bag. Nothing illicit was in mine. We were now fully committed.

Waiting on the customs line at Heathrow Airport I know that I'm a sure candidate for a bag search. Shaggy-haired, Ludwig Drums hat on backwards, dark, round "Lennon" glasses, black army jacket - all an intentional move to get picked. Our reasoning was: it's a large school group, they are less likely to

be able to check everyone's baggage so to stand out in a bad way. My friend was right behind me, looking cleaner cut so any customs stooge would look up, see us both, and bag & tag me letting his goofy ass go. It worked like a champ!

There I am getting my suitcase thoroughly inspected whilst answering various questions for this official while my friend went through the check point with the weed free & clear. 10 minutes later, my bag is repacked and a length of red "BAGGAGE CHECKED" tape was applied around the entire bag. JACKPOT, the stupid bastards just made the rest of this trip a breeze!

We're now regrouped to get the luggage checked in, but not before we stripped that "BAGGAGE CHECKED" tape off & reapplied it to my friend's bag. And just like Laverne & Shirley's glove disappearing on a beer bottle through the Milwaukee brewery, smiling, we watched our bags pass through the rubber flaps to be loaded onto a Virgin Atlantic plane headed to JFK airport, USA.

#### 7 HOURS LATER:


New York City. Time to collect the luggage & go through, yup, customs, to declare any purchases from overseas. (Does anyone actually tell the truth on those forms?) This time my friend and I switched positions and he went ahead of me; we figured the official would see his "BAGGAGE CHECKED" tape and send him through and bust my chops again if they so choose to. As it turned out, they waved both of us

through and selected JR from behind me. It's my guess that NY customs didn't like JR's clubbing attire or hair-do because they pulled him aside and proceeded to fine tooth comb his

belongings. Merrily, we stood on the sidelines watching this unfurl as his 12-inch platform Adidas club sneakers were being cut open

by box cutters to inspect the inner contents of what they were "CERTAIN" contained hidden drugs. I mean, why else would a human have 12-inch platform shoes other than to smuggle nefarious narcotics back into the borders of America?

Hah!, better luck next time, JR. We made it through & enjoyed every last speck of those wonderful NORTHERN LIGHTS, Baby!

Submit your own story 

**Mary Jane's**

**SMOKE SHOP  
& NOVELTIES**

**SMOKE \* VAPE \* GLASS**

Two Maine Locations!  
Bridgton (207)464-6777  
Windham (207)464-6660



Some of you may be asking  
yourselves, "What the hell is a  
jibbah!?" Well, one of the words for  
a joint, in Maine is...  
"Jibbah"



"Our doubts are traitors, and make  
us lose the good we often might  
win, by fearing to attempt"  
- Billy Shakespeare



**MCCT**

## **Maine Children for Cannabis Therapy**

**MCCT's mission is to help parents of children  
with medical need of cannabis as a therapy,  
to weave through all processes, while  
protecting patients' rights and access to  
their medicine.**

[www.mainechildrenforcannabistherapy.com](http://www.mainechildrenforcannabistherapy.com)



**M A I N E  
CRAFT CANNABIS  
A S S O C I A T I O N**

# CONGRATULATIONS TO MAINE!!!

by Crazy Composer

**W**e did it! LD# 939 and LD# 1242 have passed in the Maine Legislature and Senate!

Jibbah Magazine would like to thank all who dreamt up and helped to manifest these important, groundbreaking pieces of legislation into reality.

Thanks go out to the Maine Craft Cannabis Association (MCCA), Maine Cannabis Coalition (MCC), who were on the ground making things happen like true ACTIVists do, and especially The People of Maine who determined to NEVER let bureaucracy and corporate greed decide what they're "allowed" to do. Your overwhelming number of testimonies made a huge difference! Legislators NEED TO KNOW WHAT WE WANT, IF THEY'RE TO VOTE AS WE WANT THEM TO.

Now isn't the time to rest on our laurels, though. Now's the time to use this powerful gust of wind to

fill new sails. We need to solidify and protect what has been achieved, as well as devise and implement new ways to ensure Maine's small cannabis producers, patients and storefronts are able to do fair and safe business into the distant future.

Remember, too, that Maine has set a dangerous and extremely inconvenient precedent **NATIONALLY**. States who have been rolled over by Big Canna are now seeing what Maine has done, and this scares the shit out of Team Dark. The People getting their way against the corporate megamatrix!? Believe me, this pisses off certain, very wealthy people used to getting anything they pay for. Maine has proven to be dangerous to this Matrix. So... we really need to watch our backs at this time.

Stay tuned to Jibbah and Maine's activist groups for info about who's who, what's what, and what's next.



# JULY'S LEGISLATIVE PROGRESS REPORT:

by Amy

\*Read our online magazine at [www.jibbahzine.com](http://www.jibbahzine.com) to use the links below.

## Recreational:

### **LD# 605 - "An Act To Amend the Marijuana Legalization Act"**

Removes October 1, 2021 repeal of law providing for licensee self -sampling for the purpose of mandatory testing.

Defines Marijuana Trim, Mother Plant

Public Health & Safety Programs, Enhanced Training for criminal justice agencies and municipalities

[Link to bill documents:](#)

[Sponsor of the bill:](#)

### **LD# 1434 - "An Act Regarding Controlled Entry Areas within Retail Marijuana Stores"**

Controlled Indoor Entry - stores may have controlled, indoor entry area directly inside the marijuana store in which an employee of the marijuana store licensee may verify the ID and age of the person(s) entering. One must be 21 years of age to enter.

[Link to bill documents:](#)

[Sponsor of the bill:](#)

### **LD# 1589 - "An Act to Ensure Equity in the Membership of the Marijuana Advisory Commission"**

This bill changes the membership of the Marijuana Advisory Commission. It adds 6 members representing certain interests to be appointed by the President of the Senate and the Speaker of the House increasing the number of members from 15 to 21.

[Link to bill documents:](#)

[Sponsors of the bill:](#)

## Medical Program

### **LD# 939 - "An Act To Support Maine's Medical Marijuana Program and Ensure Patient Access"**

100% Wholesale, It allows caregivers to employ assistants who are 18 years of age or older and under 21 years of age if they are also a member of the family of the caregiver and clarifies that assistants hired by caregivers, registered dispensaries, marijuana testing facilities and manufacturing facilities must otherwise be 21 years of age or older.

There was an amendment to this bill, it adds two field Investigators to ensure timely inspection of records kept by program participants.

[Link to bill documents:](#)

[Sponsors of the bill:](#)

[List of who voted:](#) (Click on "Divided Report" to see who voted against us)

### **LD#1242 - "An Act To Ensure Appropriate Oversight of Maine's Medical Marijuana Program Initiative"**

#### **Summary of LD# 1242:**

This bill makes the following changes to the laws governing the medical use of marijuana:

It changes the designation of rules governing the medical use of marijuana from routine technical to major substantive beginning July 1, 2021.

It provides that the Department of Administrative and Financial Services rules 40 governing the medical use of marijuana are those that were last amended February 1, 2018.

Before adopting or amending rules governing the medical use of marijuana, the department must establish a

process to include caregivers, registered caregivers and patients and physicians and certified nurse practitioners with significant knowledge and experience certifying patients under the laws governing the medical use of marijuana in the development of these rules or amendments and must consult with caregivers, registered caregivers, patients, physicians and certified nurse practitioners.  
It requires the department to develop

may submit certain records to the department.

There was an amendment to this bill. The July 1, 2021 date for the routine technical rules to be changed to major substantive, is now scheduled for October 1, 2021.

\*\*\*\*\*Also, 8 field investigator positions and 2 field Investigator supervisor positions have been added to handle increased inspections for providers to obtain compliance within the program.

[Roll call details:](#)  
[Sponsors of the bill:](#)

---

## "LD" means, "Legislative Document"

---

a process to retain any consultant hired to advise on rule changes related to the laws governing the medical use of marijuana and report on the development of this process no later than September 1, 2021 and shall report on any subsequent changes to this process to the joint standing committee of the Legislature having jurisdiction over health and human services matters.

It eliminates the requirement that a registered caregiver, a registered dispensary, a marijuana testing facility and a manufacturing facility complete an annual audit conducted by a 3rd party of business transactions.

It eliminates the requirement that the department develop and implement a statewide electronic portal through which registered caregivers, registered dispensaries, marijuana testing facilities and manufacturing facilities



*"All tyranny needs to gain a foothold is for people of good conscience to remain silent"*  
- Tommy Jefferson

**8.5x11"**  
**Jibbah Magazine is designed**  
**so that you can print your own**  
**on regular printer paper!**  
**8.5x11"**



# THE PEOPLE'S PODIUM

## SPEAK UP!

CLICK  
HERE TO  
BE HEARD  
TOO!



CLICK  
HERE TO  
BE HEARD  
TOO!

jibbahzine@gmail.com

*\*We asked the Instagram community: "What would YOUR ideal regulatory scenario for Maine's small cannabis producers look like??" These are some comments:*

**@Strout.Tyler says:**

"We will make sure Big Canna doesn't mess with Maine's Mom and Pop style industry. We will keep it in the hands of the real guys and gals out there working, and make sure everything is under the control of those who have made the industry what the industry is. We can stick it to the men and women who want to hold us down. As far as I can see we will keep this under our control and keep the large scale for-profit-only producers out in California, and let the craft cannabis market thrive in Maine. I'll throw all my support at keeping control of Maine's cannabis market in the hands of the growers, distributors, and consumers, out of the hands of the politicians and "investors." We'll make this happen and nobody will hold us down or keep us from thriving on what has been made for us."

**@unicorn\_tears\_co says:**

"Truly amazing stuff from the entire community. Let's look forward too, though.

This at least bought time to figure out something better. Maybe it behooves stakeholders to draft and propose an entirely new framework preemptively, so that when the time comes, something that works for the State, Stakeholders and the Patients had already been drafted that can last into the future. It's going to be an interesting 2-10 years for the industry. There needs to be a plan. If legislators are going to listen and work with us, let's really take it all the way. This is a really amazing moment for American democracy and small business. Let's do it!"

**@strainkeeper says:**

"In every other major American industry, the stakeholders (business owners) are represented, are major decision makers in the regulatory process, and there is no industry that is under the ridiculous self-sabotaging directive to be the primary and major source of a continually upside down state budget deficit. In fact, many major American industries (cue healthcare, food, pharma, big chem, etc.) the regulatory bodies were literally founded and staffed by the industry to begin with... USDA and FDA history, anyone? Rockefellers, Vanderbilt's...Know your oligarchs.

So essentially we have the state trying to supplant history by being the crooked Rockefellers —themselves— this time around. And little Jimmy's gotta spending habit that has no end and daddy needs money... so here we are, now the cops are the crooks. Wait...? How has this changed at all with respect to The People of the world's right to access natural medicine??? Apparently we're confused..."

*\*We asked the Instagram community: "What's your opinion of Maine cannabis companies continuing to do business with Big Canna firms who've attempted to make life difficult for small family farms and caregivers?" These are some comments:*

**@artandcraft\_canna says:**

That would depend on what kind of company they are and if they actually need the work. If mom and pop need to off a few pounds wholesale every year and a big firm is their best price and/or reliable customer then honestly why shouldn't they. But then we are all familiar with other kinds of firms that aren't interested in having small companies survive and will do whatever it takes to narrow the market...

**@brigidfarm2.0 says:**

"SCUM."

**@needeast says:**

"Unfogiveable"

**@mellow.maine says:**

"We will make sure Big Canna doesn't mess with Maine's Mom and Pop style. They are sellouts. We should shame them."

**@muddydog\_farm says:**

"Can't do it. It's unforgivable!"

**@highergrademaine says:**

"Support local."

**@schwabtammy says:**

"Let's keep maine cannibas in Maine grown by maine farmers"

**@eve.dw says:**



**@ajtpcannatography says:**



**@wickedbakededibles says:**

"U either side with your captor, or u are against them with every fiber of your being. I can't speak for anyone but myself. I had to leave a state that big canna owned from day 1 and mark my words.. every state turning legal right now is going to be owned by big canna before the lawmakers pens are dry. Maine is a rare gem lets keep it that way, the way they mever meant it to become."

**@free\_man\_is says:**

"Karma's a bitch"

**@stankybuddha says:**

"If they pass on the J they snakes and take the walk"

**@aimhigher207 says:**

"They too are just trying to get by and honestly probably aren't aware of the fact that they are. If they knew they still wouldn't care clearly because it's still happens and because ppl need money to exist and unfortunately big canna is currently writing the checks"

# WHEN YOUR TOWN SAYS “NO!”

by Jason G Litalien, Esq

One of the issues I have run into while helping caregivers get their businesses up and growing is towns that think that they can control if a caregiver has a grow in that municipality. The simple answer is that they do not have the authority to stop you, so let's get into it a little further.

Towns believe that the Maine Constitution gives them the power to reject caregiver cultivation because of something called “Home Rule.” Article 8 Part 2 of our Constitution allows municipalities to make many decisions without State interference.

30-A M.R.S.A. §3001 works with this part of the Constitution and attempts to clarify it. Zoning and local ordinances are the best examples of Home Rule, so towns can create zoning rules

and local ordinances related to many things. However, if the Legislature passes a law and the Governor signs it, then the municipality cannot rely on Home Rule to do what they want. §3001 specifically states that municipalities cannot “frustrate the purpose of any state law.”

22 M.R.S. §2429 D(1) is clear in that it gives caregivers licensed under this statute authority to “[c]ultivate up to 30 mature marijuana plants or 500 square feet of plant canopy, 60 immature marijuana plants and unlimited seedlings.” Because this is in the actual statute, local municipalities cannot prevent it. In other words, if you get your caregiver license pursuant to

this statute, you are clear to grow up to what your license allows.

The statute also states that municipalities may not prohibit or limit the number of caregivers in that municipality. This is also important because some towns will say “we only allow 4 caregivers here and you are the 5th, sorry.” Actually, you can tell them sorry because they are violating the law by limiting the number of caregivers.

Some things that towns can do are prohibit retail stores, recreational marijuana grows, and require that you register with them. Some towns charge \$10 a year to register with them

---

“Towns believe that the Maine Constitution gives them the power to reject caregiver cultivation because of something called ‘Home Rule’ ”

---

so they know that you are a caregiver and within their jurisdiction. The law does allow towns to outright prohibit any retail marijuana stores and unless the town “opts-in” to rec weed, then you

cannot grow or sell rec weed within the town.

I want to take a small detour since I mentioned rec weed. DO NOT DELIVER rec weed! I know that some people think they are cute by charging obscene delivery fees and “giving” the weed to the person they deliver to. No one believes that it costs \$250 to deliver cannabis 5 miles. Look at it this way, Papa John's charges a flat fee to deliver 1 pizza or 100 pizzas within their delivery area. No inspector or law enforcement agent believes that you are giving away birthday cake that you paid \$2,000 a pound for, for free and charging \$250 to deliver 2 oz and then charging the guy next door \$125 to deliver 1 oz.

Just stop doing it, you are not being cute, you are trafficking drugs.

OK, back to the point about towns, they cannot prohibit you from making deliveries of medical marijuana in their town. If you are a licensed caregiver, one of the things you are allowed by statute to do is deliver medicine to your patients. The silly "5 patient" rule was finally abandoned so everyone that has a card can be your patient and you can deliver to them anywhere in the State of Maine. Just like Papa John's in South Portland can deliver to Portland without a special license in Portland, you can deliver medical marijuana to a cardholder.

18-691 Code of Maine Rules Chapter 2 Section 3(A) states that "[a] person authorized to cultivate marijuana for medical use is restricted to cultivating in an enclosed, locked facility or area on property that is owned or under the control of the qualifying patient, caregiver or registered dispensary." No matter what, your grow must be able to be locked so that people can't just ride up in their side-by-side and grab flower or the entire plant. Plus, that plant is worth \$6000 to \$8000, so you definitely want to secure it. The town may have the authority to require that you grow indoors vs outdoors, this is not as clear.

If your town is giving you a hard time, give me a call at 207-518-8181 and we can figure out what they can or cannot do.

Every situation is different, and this article is for informational purposes only. It is not providing legal advice and you should consult a qualified attorney if you have a legal question.

Tell Us Your Opinion  
About This Article



## From The Author Of This Article:

I have a private network for my cannabis clients which provides updates to laws, tips/tricks, explains issues, and best of all there is also an open marketplace so my clients can connect when they need to buy or sell something. Only my clients are allowed access and this ensures that whomever you are dealing with is up to date on all of their registrations and in compliance with laws. It takes the guess work out of it for folks looking to try a new buyer/seller.

I also handle LLC formation/ compliance, real estate transactions, estate planning and probate. All of these areas work together so I can help you buy the land, start the business, become compliant, and plan for the future of your business after you're gone.

[www.litalienlaw.com](http://www.litalienlaw.com)

**JASON LITALIEN**  
Cannabis Attorney



# COMBATING BIG CANNA'S FEAR PORN

by Amy

**O**n my first day attending the capitol in the lead-up to the vote of LD# 1242, I spoke with Susan Meehan of the Maine Cannabis Coalition (MCC). She told me about the negative, patently false propaganda Big Canna created to influence our legislators just prior to their voting on LD# 1242, and then forwarded me a copy. I was shocked to see blatant misinformation provided to our government officials, like "Currently the medical marijuana and medical marijuana products can be sold in a plastic baggie with no label."

So, when I went home that weekend I spoke with my husband and he helped me create some anti-bullshit propaganda of our own. Ours contained facts, instead. Facts like: our yearly inspections **ALREADY INCLUDE** the inspection of our packaging. Luckily, Susan was able to get the fliers distributed to the desks of the 151 representatives. As for the Senate, the fliers were hand-delivered to almost all of the 35 senators by Maine Cannabis Coalition (MCC) members and others from the community. Upon distribution of our (accurate) information to the

senators, we were able to explain the facts in further detail and counter the false statements made about our industry that were intended to scare legislators into voting FOR Big Canna's interests.

A few days later I was told it was actually Attorney Hannah King that had emailed this misleading information to the representatives and senators. Why would an attorney — who knows the medical cannabis laws extensively — spread such false garbage, knowingly? We have a guess...

At this point, why would anyone in the Maine cannabis community use this deceitful attorney, other than to play for and along with Big Canna? Big Hannah For Big Canna! Maine is for craftsmen and women, NOT for corporate skulduggery. It's apparent she (King) is a representative for Big Canna and is helping to usher in over-regulation of our industry to harm small producers and patients, in favor of her buccaneer clients.

Tell Us Your Opinion  
About This Article



participate

Not a writer?  
Not an artist?  
Want to help fight  
Big Canna anyway?  
Here's a way:

Get some copies of Jibbah printed out and distribute them to your local stores, friends and family. There... you're in the fight now.

# Page #1 (of 2) of Big Canna's f(liar), emailed to Maine Legislators prior to the vote on LD# 1242 on 6/17/21

*\* please forgive the crappy image, this was never made available to the public, so  
we only have these images to work with.*

## IT'S TIME TO IMPLEMENT CRUCIAL MEDICAL MARIJUANA RULES

### PACKAGING AND LABELING

**Require that medical marijuana and marijuana products be packaged and labeled in a way that provides basic information to the consumer.**

.....

Currently medical marijuana and medical marijuana products can be sold in a plastic baggie with no label.

### SECURITY

**Require a minimal level of security at marijuana businesses, such as security cameras, alarm systems, commercial grade locks.**

.....

Currently there are no security requirements and there have been several armed robberies of medical marijuana companies in Portland and repeated break ins of caregiver cultivation facilities across the state.

### FACILITATE BUSINESS OPPORTUNITIES

**Create a licensing scheme for new dispensaries and standalone manufacturing facilities.**

.....

A delay in the rules will prevent businesses that have been waiting to apply for these licenses for 2.5 years from being able to access these new economic opportunities.

### SEED TO SALE TRACKING

**Implement seed to sale tracking as required by law.**

.....

Currently there are no seed to sale tracking requirements and there have been several cases of seed to sale tracking being violated.

### LOCAL AUTHORIZATION

**Require caregiver retail stores and dispensaries to provide proof that they are operating with approval of the municipality as required by law.**

.....

Currently there are no local authorization requirements and there have been several cases of caregiver retail stores and dispensaries operating without approval of the municipality.

# Page #2 (of 2) of Big Canna's f(liar), emailed to Maine Legislators prior to the vote on LD# 1242 on 6/17/21

*\* please forgive the crappy image, this was never made available to the public, so  
we only have these images to work with.*

**IT'S TIME TO IMPLEMENT CRUCIAL  
MEDICAL MARIJUANA RULES**

**SECURITY IS CRITICAL**

-  Marijuana is a **Schedule I drug**
-  Medical marijuana businesses have been **targeted in several armed robberies in Maine**
-  There is a **robust and lucrative illicit market**, and consequently, a **high risk of theft**

**SEED TO SALE TRACKING**

-  Provides important data to **inform future legislation**
-  Every other state with legal marijuana and Maine's adult use program **requires electronic seed to sale tracking**

**Secures sales and ensures that all sales are reported to the state**

-  Prevents sales to **children**
-  Prevents sales to **non-patients**
-  Prevents diversion **to the illicit market**
-  Ensures sales and **income taxes are paid on all revenues**

Seed to sale tracking with METRC (the state tracking software) costs **\$40 a month and 25 cents per tag** at a likely average of \$80 a month per caregiver.



The flier we (Jibbah Magazine) created to directly challenge the lies in the Big Canna (big Hannah?) propaganda. With the help of Susan Meehan of the Maine Cannabis Coalition, this flier was distributed to the desks of all 151 Maine Legislators, and handed to our Senators a few days before the vote on LD# 1242. Some lawmakers immediately recognized it as correcting the absolutely blatant lies of the Lobbyist's propaganda.  
Using Light to fight the Darkness...



## IT'S TIME TO STOP TRYING TO SCARE PEOPLE ABOUT MEDICAL MARIJUANA!

MEDICAL MARIJUANA HAS BEEN LEGAL IN MAINE SINCE 1999

### PACKAGING & LABELING FACTS



Maine's medical marijuana program **already requires** child-resistant and tamper-evident packaging, as well as the contents info.

and...

Our yearly inspections **include** the inspection of medical marijuana packaging.

### THERE IS A ROBUST & LUCRATIVE LEGAL MARKET



- MAINE'S #1 CASH CROP
- MEDICAL MARIJUANA SALES INCREASED 152% BETWEEN 2019-2020
- \$266 MILLION IN SALES
- 3,121 CAREGIVERS
- 5,218 EMPLOYEES
- 100,000+ PATIENTS

### LEGALIZED MARIJUANA HAS NOT LED TO MORE CRIME



*"It is encouraging to note that crime in Maine has decreased for five consecutive years. The statistics continue to show that Maine is one of the safest places in the nation to live"*

Maine State Police  
Colonel, John Cote, in a letter to Gov. Mills.  
Nov 2020

## METRC (seed-to-sale tracking) WAS **NEVER** ASKED FOR BY MAINE CAREGIVERS

### OKLAHOMA CITIZENS ARE SUING THEIR STATE OVER METRC.

The lawsuit, which seeks class action status, questions whether the Oklahoma State Department of Health exceeded its legal authority in implementing a seed-to-sale program in requiring more than 10,000 MMJ licensees to pay for the program.

\*Metrc expects to make \$15 million in fees from the Oklahoma contract alone.

### TAXATION WITHOUT REPRESENTATION

WHY SHOULD MAINE CAREGIVERS HAVE TO PAY A **PRIVATE** COMPANY FOR A SERVICE AGREED UPON BY THE OMP, **NOT THE PEOPLE?** AND WHERE'S THE CONTRACT?



\*Where's the contract between the OMP and Metrc? We've asked for it, but it has thus far not been shown to the caregiver community.



# CORPORATE CAIZZO'S LAST STAND

This was Representative Chris (Corporate) Caizzo's last ditch effort to stop The People of Maine from defeating his Big Canna buddies. He was trying to get his fellow Maine State Representatives to vote against LD# 1242, so he asked the House to vote the bill as "Ought Not To Pass". This was the Legislature's response to that request: 25 were on board with Corporate Caizzo, 117 were with The People.

MOTION: ACC MIN OUGHT NOT TO PASS REP

YES: 25

NO: 117

NV: 9

EXC DAY: 0

EXC VOTE: 0

VACANT: 0

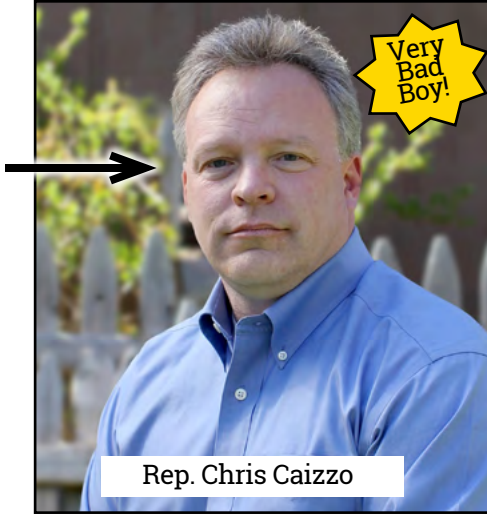
VOTES REQUIRED: 72

MOTION: FAILS!



Y	Alley	N	Downes	N	Lyford	N	Reckitt
N	Andrews	N	Drinkwater	N	Lyman	N	Rielly
Y	Arata	N	Ducharme	N	Madigan	Y	Riseman
N	Arford	N	Dunphy	Y	MartinJ	N	Roberts
N	Austin	N	Evangelos	N	MartinR	N	Roche
Y	Babbidge	Y	Evans	Y	MartinT	X	Roeber
N	Bailey	N	Faulkingham	N	MasonR	N	Rudnicki
N	Bell	Y	Fay	N	Mathieson	N	Sachs
N	Bernard	N	FecteauJ	N	Matlack	N	Salisbury
N	Berry	Y	FecteauR	N	McCrea	X	Sampson
N	Bickford	N	Foster	Y	McCreight	X	Sharpe
N	Blier	N	Geiger	N	McDonald	N	Sheehan
N	Blume	N	Gere	N	Melaragno	N	Skolfield
N	Bradstreet	N	Gifford	X	Meyer	N	Stanley
Y	Brennan	N	Gramlich	N	MillettH	N	Stearns
N	Brooks	N	Greenwood	N	MillettR	N	Stetkis
Y	Bryant	N	Griffin	N	Morales	N	Stover
Y	Caizzo	X	Grignon	N	Moriarty	N	Supica
Y	Cardone	N	Grohoski	N	Morris	N	Sylvester
N	Carlow	N	Haggan	N	Nadeau	N	Talbot Ross
Y	Carmichael	N	Hall	Y	Newman	Y	Tepler
X	Cebra	X	Hanley	N	O'Connell	N	Terry
Y	Cloutier	N	Harnett	N	O'Connor	N	Therault
N	Collamore	N	Harrington	N	O'Neil	N	Thorne
N	Collings	N	Hasenfus	N	Orday	Y	Tucker
N	Connor	N	Head	N	Osher	N	Tuell
N	Copeland	N	Hepler	N	Parry	Y	Tuttle
N	Corey	N	Hutchins	N	Paulhus	N	Underwood
N	Costain	Y	Hymanson	N	Pebworth	N	Wadsworth
N	Crafts	X	Javner	N	Perkins	N	WarrenC
Y	Craven	N	Johansen	N	PerryA	N	WarrenS
Y	Crockett	N	Kessler	N	PerryJ	N	WhiteB
N	Cuddy	N	Kinney	N	Pickett	N	WhiteD
N	Dillingham	N	Kryzak	Y	Pierce	N	Williams
N	Dodge	N	Landry	N	Pluecker	Y	Wood
N	Dolloff	N	Lemelin	N	Poirier	N	Zager
N	Doore	N	Libby	X	Prescott	N	Zeigler
N	Doudera	N	Lookner	N	Quint		

EXCUSED DAY:



---

Be a Reportah fah Jibbah!  
Hold our policy-makers accountable to

**THE PEOPLE**

NOT the corporations!

Get involved!

[jibbahzine@gmail.com](mailto:jibbahzine@gmail.com)



# THEIR REAL PLAN?



by Amy

One day back in January of 2016 I was having lunch with a friend. She worked up in Augusta and would periodically talk with lobbyists due to the dept. she was in. Now, she had nothing to do with cannabis but she knew what a staunch advocate I am for medical cannabis and medical sovereignty in general. Due to this she told me to go out and tell all the

caregivers to vote "No" on legalization. I was confused, as I am for complete legalization of cannabis so voting "No" didn't make sense to me at that point. Well, it made sense after she proceeded to tell me how it was a bait and switch. She said, "They're going to get you to vote for 6 plants, drop it down to 3, and then ban home grows. This way the dispensaries can control the market."

I had no clue where to even begin as I didn't belong to any particular group and pretty much kept to myself, so my bubble of reality was and still is pretty small.

I would periodically pop in and out of different meetings throughout the state telling people to "Vote No on Question 1" and why.

Fast forward a few months and I am sitting on the couch smoking a joint and watching a Vice Documentary on YouTube. It was on Uruguay's cannabis legalization.

At that point in time they had proposed 6 personal plants and were going to drop it to 3 for home grows. Also, during this documentary they interviewed the secretary of the President of Uruguay. The interviewer asked her how legalization came about and she blatantly admitted that George Soros had paid them to control the market. I watched that part of the interview over and over again to confirm what I just heard with my own

MAINE  
HAS A PROUD  
LEGACY OF  
CRAFTSMANSHIP



NOT  
MASS-PRODUCED  
CORPORATE  
SCHWAG

two ears from this woman's mouth.

This was no surprise to me that Soros paid them as I have done my homework on this man and he is not someone I trust at all. (I do suggest researching him as you may be amazed at what he has his fingers into.) After hearing this interview, I was recharged to go back out and continue shining a light onto what Team Dark of cannabis had in store for us, just as I continue to do to this very day.

Now, here we are 5 years later and Maine has dropped the plant count for personal use to 3 flowering plants and some people are trying to ban home grows.

The towns have been convinced by Team Dark to set up an Opt-In system for the recreational program instead of allowing actual legalization to occur, like in other industries. Licensees were supposed to be Maine residents for at least 4 years and no state agency employees were allowed to be involved. Both of these did not occur.

Last year Wellness Connection (a Delaware corporation) sued the state of Maine and the city of Portland over the residency piece. Due to this, the state no longer requires it to enter the recreational market but, you still must be a resident to be in the medical program.

The reason Wellness won its case is the Attorney General believed that the residency requirement is a form of protectionism barred by the Dormant Commerce Clause.

Here is a paragraph from the court case of Wellness vs Portland; The dormant Commerce Clause is intended "to effectuate the Framers' purpose to prevent a State from retreating into the economic isolation . . . that had plagued relations among the Colonies and later among the States under the Articles of Confederation."

---

"They're going to get you to vote for 6 plants, drop it down to 3, and then ban home grows. This way the dispensaries can control the market."

---

Davis, 553 U.S. at 337–38. To this end, a state or local law that "discriminates on its face against interstate commerce, whether in purpose or effect, demands heightened scrutiny."

After reading this, many questions popped into my head. Since cannabis is still illegal in the eyes of Congress, shouldn't this be a factor in this case? The commerce clause has to do with legal goods, not illegal ones like cannabis.

I can't sell across state lines, yet a non-resident can invest in the cannabis industry here in Maine? How about The Controlled Substances Act? Its primary

objective is to stop interstate commerce of Federally illegal substances like cannabis. So, technically, wouldn't out-of-state investors be engaging in illegal commerce when their money crosses state lines to invest in a cannabis business? I also wonder where the RICO Act (Racketeer Influenced Corrupt Organizations Act) fits in here, as that was established to combat drug trafficking and money laundering. Isn't that technically what an out of state investor is also engaging in based on federal law?

I don't know the answers but I would love to find out.

Tell Us Your Opinion  
About This Article





# JIBBAH MAGAZINE'S STANCE ON RECREATIONAL WEED VS MEDICAL

by Crazy Composer

**W**e at Jibbah Magazine have no qualms with Recreational weed, whatsoever. We DO, however, intend to fight to preserve patients' rights as well as to keep the MMMP safe and fair for caregivers, patients and the storefronts who work with and serve them. If Rec doesn't like all the regulation, and they think it's not fair caregivers don't have the same regulatory burdens, maybe Rec folks need to stand up and demand fairness, too. Nothing but tyranny results when obediently accepting what the politicians and corporate lobbyists have decided for you. Dream up what you'd like, have bills drawn up, and put pressure on your legislators to get it done. Use the link at the bottom of this page to learn how laws are made in Maine.

The plan has ALWAYS been for the State and Big Canna to slowly strangle out our cannabis liberties, after sweeping in like "heroes" to legalize (see: ["problem, reaction, solution"](#) and ["Hegalian Dialectic"](#)). You'll be "allowed" 6 plants at first, then it will be reduced to 3, and then the medical program will be snuffed out of existence leaving JUST REC WEED... which will also be slowly strangled by regulations until just a few big boys remain. This plan was leaked to my wife (Amy) —way back in 2016— by a friend of hers (who worked at a State government Dept.) warned her of what she was hearing on the inside. This was THE main impetus for my wife to become involved in Maine medical cannabis activism.

Our very livelihood was about to be attacked, boiling frogs style.

Now, even the black market would be under a much, MUCH more powerful microscope, as Big Canna monopolies fund a frantic witch hunt to root out ALL competition. Black market people seem to think they're going to just keep going like they always have, but there's a lot more in the works than they know, or care to acknowledge. You thought the government was bad? Wait until the Big Canna/Government complex gets its feet on the ground!

Let's do this the right way, the Maine way. Let craftsmen be craftsmen. Maine has always been a state full of talented men and women, living largely independent of the mainstream matrix by plying their trades for their neighbors. The Maine countryside has been strongly benefiting from, nay RELYING on the cannabis industry WAY before legalization. That's not something spoken of very often, but it's damn true. SO many Maine families are NOT destitute... solely due to this plant. Now those families who've survived through this immoral prohibition have a chance to do their thing LEGALLY. However, corporate pirates are moving in to change our laws to eradicate an entire way of life here in Maine. To us at Jibbah Magazine, this isn't a joke, this is a drastically serious situation for so many Maine families. We're using the Light of Truth, to fight the Darkness.

Online Readers Click Here Or Go To The Website Listed Below To Educate Yourself About How Laws Are Made Here In Maine! GREAT INFO! Easy To Comprehend format.

<https://www.maine.gov/legis/path/path.htm>

# YOU can be a great help to Maine's Cannabis Community!



## PRINTING

Because Jibbah Magazine doesn't take a single penny for what we do, we also don't have the budget to get Jibbah printed and distributed throughout the state.

We ask that YOU print these magazines out and distribute them to every corner of the land. Share copies with friends, drop them at your local grow shops, medical storefronts, Rec stores, etc. Jibbah is a grass roots effort to bring the community together to strengthen our ability to stand and fight against Big Canna's efforts to strip our freedoms away and corporatize our cannabis industry, as in other states.

BUT...

## THIS IS MAINE!!!

We're Different



*"Each betrayal begins with trust"*

*- Marty King*



Energy and sustainability  
services for cannabis businesses

### **Your Efficiency Maine grow light experts**

Planning to purchase 20+ LED fixtures? Before you buy, call us to ask about your rebate!

Sam@EnlightenYourGrow.com (207) 331-3930

Proudly donating 15% of our June profits to Dawson Julia's relief fund



# THE POLITENESS TRAP

by Crazy Composer

**E**ver wonder how the Evil people seem to slowly-but-surely gain control over our government, businesses regulatory bodies, school systems, food supply, ability to defend ourselves and our medical industry? Well there are many ways, but chief among these tactics is YOUR POLITENESS. They apply peer pressure via their control matrix (media and schools) to WARN you not to be impolite. But what they're really saying

Lord Television... into shutting the hell up. Divide and conquer. Only... those who stand against this Control Matrix have finally had enough of being peer pressured into ineffective quietude.

As those truly awake folks search for ways to break the spell of The Matrix, they are coming to realize that the oppressors are always talking about being civil and polite when dealing with issues such as destructive corporate greed, disregard



is that we are HEREBY COMMANDED to never question their power. If we do question their status quo, the horde of "polite" obedient fools will be given permission (by the Matrix' stage puppet, Lord Television) to do anything they want to the people questioning the status quo.

Examples of this have been very open and obvious in the past few years. Intelligent fools have been convinced to go out and crush those who are questioning the power of the corporate "Elite", because muh bigotry!!!! or whatever best motivates intelligent, good-hearted but easily misled people to pressure enemies of

for The People's freedoms, and unfair regulations in favor of the corporations, and in detriment to The Peoples' interests. Civil and polite are good — yes— but what THEY want is for you to consider even mentioning that you notice their fuckery as "rudeness". Your awareness is rudeness to the deceiver class. That's how the game is played right there. They want you to shut up, so they call you out as "rude".

I say FUCK EM! Be rude, as long as you're being TRUE. It's not your fault that they are uncomfortable with The Light of Truth shining on them. That's THEIR problem. However, we have accepted their abuse and peer pressure

tactics for way too damn long. They call it "tolerance". "Tolerance" has been used to peer pressure our societies into accepting darker and darker norms. This nation is the most tolerant on Earth. Don't let Lord Tell-Lie-Vision convince you otherwise. Our "tolerance" has been abused by the Dark forces. Evil is very real, and many of the people with the biggest smiles are workers of Darkness. These beasts KNOW they need to look friendly in order to get your trust. Many of these people are attracted to business suit life, where fake smiles and fake appearances can get you a long way.

Fellow small Maine cannabis farmers, we need to reject the suits' pleas to remain quiet and "polite" as they prepare our regulatory death for us. These snakes are hoping to legislate away our ability to legally participate in the cannabis industry many of US built. And we –the folks who have been doing this with our families for generations– want new, small family operations to succeed in this proud and helpful endeavor. We want the Free Market system (where if your product is good, it'll sell, if it sucks, it won't) to regulate us, not ridiculous regulations suggested by greedy, soulless corporate lobbyists trying to regulate small producers into oblivion.

Even within Maine's cannabis groups, there are a few people suggesting that we "be polite" during these times, not cause waves as our medical program is in danger of being gutted. Let me ask you: should the Sons of Liberty have been more "polite" and NOT dumped the tyrant King's tea into Boston Harbor? Would that have been effective? TO HELL WITH YOUR POLITENESS! Politeness is for waitstaff and Bellhops, NOT for vipers trying to sink their venom-wet teeth into you. Yes, these vipers smile, wear sharp suits and excell in fluffy platitudes... but that doesn't mean you have to be "polite" and not mention their scales! A snake is a snake is a snake. Besuited or

not.

Yes, we crushed Big Canna in June's votes on both LD #939 and LD# 1242... but you'll not see much celebrating here in Jibbah, because we understand the struggle will be much longer than what we've seen so far. We won the battle, but the war still requires much planning, stocking up provisions (donating to groups to get new, Small Canna bills introduced), and training of new troops (informing and motivating men and women to stand up and push for what Small Canna wants).

Keep increasing the intensity of the Light of Truth. They'll eventually retreat to Fuck Off Land where they'll seek others to lie to and abuse.

Tell Us Your Opinion  
About This Article




**Are You Offended By This Magazine?**

**Good!**

**We only want wheat in our basket.**

**The Chaff can fuck right off...**







## American Legion

Tardiff-Belanger Post #39

# THE GREEN MARKET

From 10AM to 6PM

### A VETERANS' CANNABIS EDUCATION EVENT

SPEAKERS & EDUCATIONAL PANELS INCLUDE:

- Amber Rose of Honeycomb Farm - Plant Maintenance 101
- Chevonne Scott of Honeycomb Farm - Cloning & Tinctures
- Dennis Meehan of Nature's Summit - The Science of Cannabis
- Amy McFarland of Independence Farm - Cannabis As Medicine
- Aslynn McKay - Using Herbs With Cannabis For Healing
- Angela Noyes - Medical Cannabis & Behavioral Health
- Page Williams - Making Concentrates
- Ryan Begin - Veteran's Perspective
- Raymond Cloutier - Veteran's Perspective
- Chris Frasier - Veteran's Perspective
- Nik Hamlin - Veteran's Perspective

### Outdoor Green Market for MMJ Cardholders

Maine Medical Certifications Available For \$40

Vendors, Education & More!

## Music Starts at 6PM

### American Rust

&

### The Dan Hudson Band with White Wolf

# July 31st • Free Entry

American Legion Tardiff-Belanger Post #39

20 South Maple Street, Madison

Mail: PO Box 144 Madison, ME 04950 - Tel: (207) 696-5848

As part of our never-ending quest to be as useful as possible to you... here's a fakin' ruler

