

# ROSS & MOUNT

ACCURACY & RELIABILITY IN POWER

R O S S & M O U N T

M E T A L F O R M I N G P R E S S

**MP-4C-200-900-900-900-H**




F O R C E C O N T R O L A N D I N T E L L I G E N C E I N F L U I D P O W E R . . . .

**Column Hydraulic Presses :** Ross & Mount Column presses provide precise , durable and cost effective performance. The presses consist of Cardened rods made out of ST-52.3 carbon steel . Press is designed for wood processing and Pressing lines to incorporate in automatic production lines.

- Provided with a double acting cylinder (including anti-turning) with a chrome plunger and a removable and interchangeable hold-down plate to avoid deterioration of the piston. The cylinder is machined at the end for adapting tools or moulds.
- Hydraulic Over Load protection

This hydraulic four column press from Ross has a force of 200 ton is built with centre mounted single Ram of 350 mm Dia. guarantee The Bolster of this 200 ton four column press is 900 x 850 mm, it has a vertical day light of 800 mm and a piston stroke of 600 mm.

All four column presses from Ross comply with the latest CE-regulations, are made in Europe / India will have a warranty of one year. These hydraulic presses can be delivered with several options, so please do contact us when you need some more information.



SPECIFICATIONS / TECHNISCHE DATEN		CLM - 500	CLM-800	CLM - 1000	CLM-1500	CLM-2200	CLM-3000
Force / Kraft	[tn]	50	80	100	150	220	300
Motor power / Motorleistung	[kw]	4	5.5	7.5	7.5	11	11
Working speed / Arbeitsgeschwindigkeit	[mm/sec]	6.3	6	6.2	3.9	3.8	2.8
Approaching speed / Annäherungsgeschwindigkeit	[mm/sec]	31.4	25	30.4	19.5	16.8	12.4
Return speed / Rücklaufgeschwindigkeit	[mm/sec]	41.9	36.1	47.5	30.4	30.3	18.4
Piston stroke / Kolbenhub	[mm]	450	450	450	450	450	450
Guides diameter / Durchmesser Führungen	[mm]	60	80	100	120	120	150
Useful table size / Nützliche Tisch Größe	[mm]	750 x 620	900 x 850	1050 x 950	1050 x 950	1200 x 950	1300 x 1000
Between columns / zwischen Säulen	[mm]	750 x 410	900 x 600	1050 x 650	1050 x 590	1200 x 590	1300 x 570
Vertical light / Lichte Höhe	[mm]	600	600	650	700	750	800
Working height / Arbeitshöhe	[mm]	750	900	900	900	900	900
Total length (lateral) / Gesamttiefe	[mm]	1020	1170	1350	1350	1450	1500
Total width (frontal) / Gesamtbreite	[mm]	1470	1650	1900	1940	2240	2650
Total height / Gesamthöhe	[mm]	2800	2875	2925	3050	3125	3250
Weight / Gewicht	[kg]	3200	3750	4300	5100	6560	7150

## The Hydraulic Unit

The **main cylinder** is **Double-acting** with a lapping liner, chrome plunger and maintenance-free anti wear guides. A **motorized hydraulic unit** for approaching and returning and a **fixed flow rate pump** for working at constant speed.

It is equipped with a **non-return valve**, a **pressure relief valve**, a **decompressing valve**



By displaying all press settings on a single screen, the touch screen control makes it easy to establish change, or verify set points. The Press Monitor screen lets you review actual stroke parameters and press performance while the press is in operation.

An auto set point feature lets you establish set points visually. Just jog the press to the desired position, touch the auto set point indicator, and the control automatically stores the actual press position as the new set point, eliminating the need to take measurements and enter the values.

### Faster, Easier Adjustments

On most presses, making adjustments involves precise measurements, some guesswork, and several tries. Adjustments with a touch screen control, however, are fast and easy and can be made with great ease

### Precise Control

The touch screen control provides exceptionally precise control. Ram position is track by an absolute zero linear transducer, which never needs calibrating( optional) The control can be easily integrated with a precision digital control system, which enables actual position accuracies of  $\pm 0.02$ " and reversal at  $\pm 4\%$  or specified tonnage. (optional)

### Speeds Repeat Setups

Program stored in the control memory can be called up instantly using the Program Utilities function. If the job is an exact rerun of a prior job, the program can be run as is. If minor changes or modifications are required, the program can be quickly and easily edited for onetime use or edited and then stored for future reuse.







# ROSS & MOUNT





**INNOVATION POWERED  
BY TECHNOLOGY ...**

## ROSS & MOUNT TECHNOLOGY CENTER

At the technology center of Ross & Mount , Cologne , West Germany . We bloom the innovation powered by cutting edge technology. The engineering system follows the standards in all their designs to ensure reliability at all levels of product designs .

The Ross & Mount products pass through all the extreme testing environments before reaching the equipment's and plants of the customer. Our set of proud customers prefers our products as their first choice for sub assemblies , proves our products reliability and integrity in all our relations .

Our technology team supports our valuable customers in selection of right assemblies , integration supports and Engineering to deliver our customer with Engineered Reliability.



Exclusively supported in India by ...

### Transpower India

1/719 , Sabari Nagar 3rd Extension  
Sabari Nagar , Porur  
Chennai , Tamil Nadu  
Pin : 600116

### Contact

Phone : +91-9884427282  
Mobile : +91-8148404040  
E-mail : [rossandmount@gmail.com](mailto:rossandmount@gmail.com)

[www.rossandmount.com](http://www.rossandmount.com)