

# DIZON JR MEDICAL CLINIC & INFIRMARY

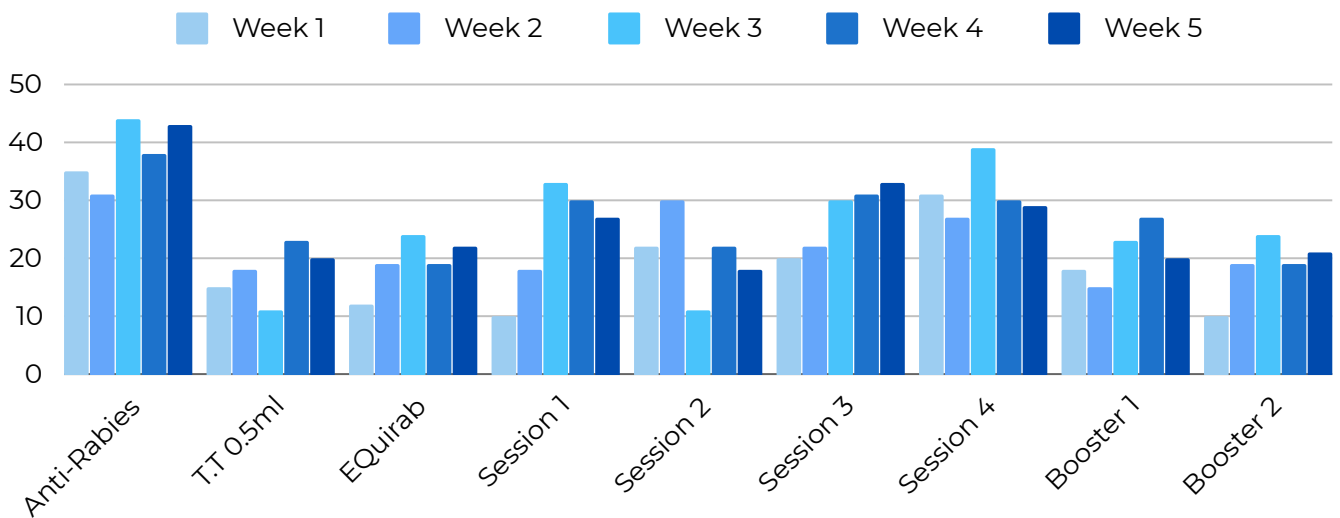
Damicog St. Zone 2C, Barangay Bula ,General Santos City Philippines

## ANIMAL BITE DEPARTMENT

## MONTHLY SALES REPORT

Month	<b>October</b>
Start Date	01 October 2023
End Date	31 October 2023

Package and Services:



	Anti-Rabies	T.T 0.5ml	EQuirab	Session 1	Session 2	Session 3	Session 4	Booster 1	Booster 2
Week 1	35	15	12	10	22	20	31	18	10
Week 2	31	18	19	18	30	22	27	15	19
Week 3	44	11	24	33	11	30	39	23	24
Week 4	38	23	19	30	22	31	30	27	19
Week 5	43	20	22	27	18	33	29	20	21

Package Sales by Platform:

No. of Vial Use	38.2	191 x 1,800	Php 343,800
No. of Ampule Use	87	87 x 1,500	Php 130,500
ATS 5000	121.8	609 x 800	Php 487,200
ATS 1500	39.2	196 x 800	Php 156,800
<b>Total Use</b>	<b>286.2</b>	<b>Total Gross Sales</b>	<b>Php 1,118,300</b>

# DIZON JR MEDICAL CLINIC & INFIRMARY

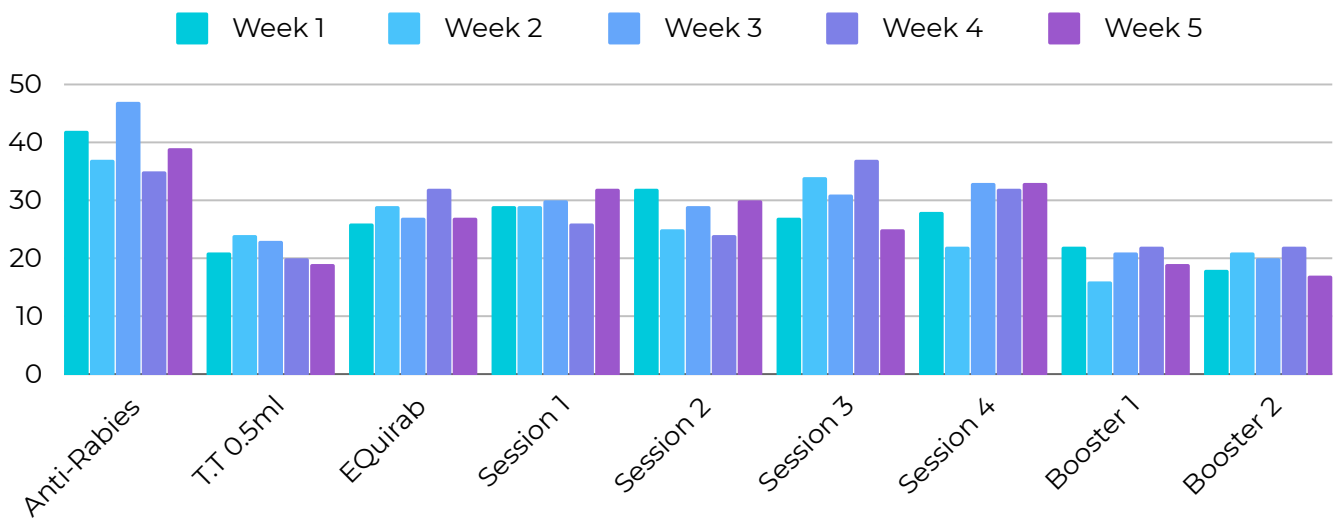
Damicog St. Zone 2C, Barangay Bula ,General Santos City Philippines

## ANIMAL BITE DEPARTMENT

## MONTHLY SALES REPORT

Month	<b>November</b>
Start Date	01 November 2023
End Date	30 November 2023

Package and Services:



	Anti-Rabies	T.T 0.5ml	EQuirab	Session 1	Session 2	Session 3	Session 4	Booster 1	Booster 2
Week 1	42	21	26	29	32	27	28	22	18
Week 2	37	24	29	29	25	34	22	16	21
Week 3	47	23	27	30	29	31	33	21	20
Week 4	35	20	32	26	24	37	32	22	22
Week 5	39	19	27	32	30	25	33	19	17

Package Sales by Platform:

No. of Vial Use	40	200 x 1,800	Php 360,000
No. of Ampule Use	107	107 x 1,500	Php 160,500
ATS 5000	145.8	729 x 800	Php 583,200
ATS 1500	39.6	198 x 800	Php 158,400
<b>Total Use</b>	<b>332.4</b>	<b>Total Gross Sales</b>	<b>Php 1,262,100</b>

# DIZON JR MEDICAL CLINIC & INFIRMARY

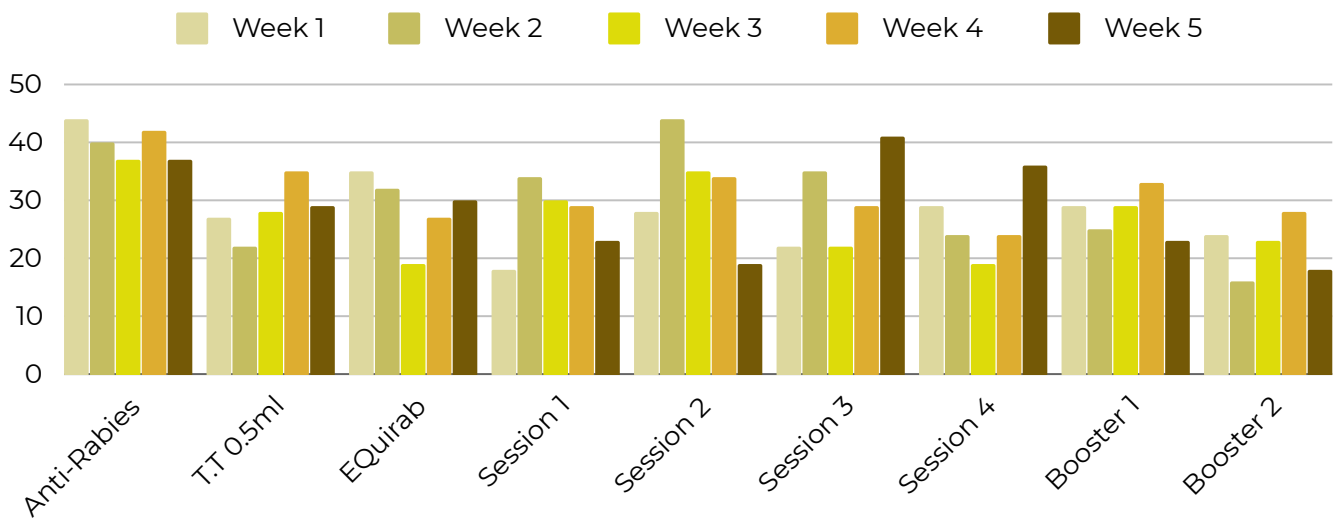
Damicog St. Zone 2C, Barangay Bula ,General Santos City Philippines

## ANIMAL BITE DEPARTMENT

## MONTHLY SALES REPORT

Month	<b>December</b>
Start Date	01 December 2023
End Date	31 December 2023

Package and Services:



	Anti-Rabies	T.T 0.5ml	EQuirab	Session 1	Session 2	Session 3	Session 4	Booster 1	Booster 2
Week 1	44	27	35	18	28	22	29	29	24
Week 2	40	22	32	34	44	35	24	25	16
Week 3	37	28	19	30	35	22	19	29	23
Week 4	42	35	27	29	34	29	24	33	28
Week 5	37	29	30	23	19	41	36	23	18

Package Sales by Platform:

No. of Vial Use	40	200 x 1,800	Php 360,600
No. of Ampule Use	141	141 x 1,500	Php 211,500
ATS 5000	143.6	718 x 800	Php 574,400
ATS 1500	49.6	248 x 800	Php 198,400
<b>Total Use</b>	<b>374.2</b>	<b>Total Gross Sales</b>	<b>Php 1,344,900</b>