

# FAT QUARTERLY

Publication of the Eastern Long Island Quilters' Guild

July 2022

## We Hope You Join Us at These ELIQG Activities:

**Wednesday, July 6<sup>th</sup>** (6:30 PM at the Old Steeple Church)

Ice Cream Social (bring a favorite topping to share; we'll provide the ice cream).

Quilt Retreat at Camp DeWolfe fees to be collected (details below).

**Wednesday, July 20<sup>th</sup>** (9:00 AM - 4:30 PM at the Peconic Lane Community Center)

"Painting for Quilters" Workshop with Jo Anne Powell

Techniques for using a brush & acrylic paint to write on and/or illustrate your unlaundered pieced or wholecloth quilt fabric – see description on page 2.


**Saturday, September 10<sup>th</sup>** (open at 9:30; starts 10 AM at the Old Steeple Church)

Paula Nadelstern's Lecture & Workshop Opulent Ornament

**Wednesday, October 12<sup>th</sup>** TBD - President's Challenge (details on page 2). Prizes!

**Saturday, November 5<sup>th</sup>** (open at 9:30; starts 10 AM at the Old Steeple Church) Mystery Quilt Reveal!

**December Christmas Party** (date/time/place TBD)



**February 10<sup>th</sup> - 12<sup>th</sup>, 2023** Quilt Retreat at Camp DeWolfe in Wading River on the Sound^ Room & food: \$280/person. Payment will be accepted at the July 6<sup>th</sup> quilt meeting.

### CONTENTS

<b>ELIQG Activities.....</b>	<b>1</b>
<b>ELIQG Board.....</b>	<b>1</b>
<b>"Painting for Quilters" Workshop .....</b>	<b>2&amp;3</b>
<b>Vote For Your Favorite Quilt.....</b>	<b>3</b>
<b>Hallockville Quilt Show .....</b>	<b>4</b>
<b>President's Challenge .....</b>	<b>4</b>
<b>ELIQG Mystery Quilt .....</b>	<b>5</b>
<b>Guild Scraps.....</b>	<b>6</b>
<b>Rocky Mountain Quilt Museum .....</b>	<b>7</b>

### ELIQG Board

President .....	Karen Nicholson
1st VP/Programs.....	Kathy Lake
2nd VP/Emails .....	Yvette Acevedo
Recording Secretary.....	Bettina Tripp
Corresponding Secretary.....	TBA
Treasurer .....	Nancy Raynor
Membership Chair.....	Sharon McKenna
Newsletter Editor.....	Jo Anne Powell
Website Chair.....	Colleen Shea
Mystery Quilt .....	Kathy Lake

# “Painting for Quilters” with Jo Anne Powell

July 20, 2022 9:00 a.m - 4:30 p.m.


Peconic Lane Community Center

1170 Peconic Lane, Peconic, NY

**Workshop description:** Writing or painting images with a broad-edged brush is such a wonderfully tactile experience, very different from the use of pens or pointed brushes! You will learn techniques in holding and manipulating the brush to obtain the desired result (whether you are right or left-handed). A review of Italic forms will benefit brand new & experienced calligraphers. And since a picture may be worth a thousand words, basic strokes will be introduced for further creative explorations. Be prepared to relax and enjoy an expressive day!

Imagine the reaction of a couple to have their name and marriage date on a wedding quilt – or a new parent to have the child’s name and birthdate in beautiful lettering on a baby quilt – or a grandparent’s family tree! Jo Anne’s first quilt was her son’s kindergarten poem! You will be amazed at what you learn....

**Teacher:** Jo Anne has taught this class to hundreds & hundreds of successful students as an enthusiastic art teacher for 34 years on Long Island and quilting instructor to various quilt guilds around the country. Her calligraphic quilts have been displayed in international calligraphy conference faculty exhibits between 1986 and 1999. Since retiring, Jo Anne has created hundreds more quilts which ‘speak’ to the viewer, earning her innumerable ribbons, including a New York Best in Show, the Quilters’ Consortium of New York State First Place 2017-2018 & 2021, Cherrywood’s 2021 Judge’s Choice, and the National Association of Certified Quilt Judges Award of Merit for Outstanding Achievement in Quilting. Jo Anne’s work can be seen in journals, magazines and books.



**Supplies:** Travel light – the \$10 materials fee covers Jo Anne’s favorite brush, paints & “palette” – but bring a couple of yards of unlaundered muslin or white/light-colored fabric and a large embroidery hoop, as well as a bag lunch.





^ This mini-sampler baby quilt was personalized with the baby's name, partially filling the negative space above the fan.

< Although her original design was created for a French coffee table book, Jo Anne had one week to recreate it in fabric for an international calligraphy conference faculty exhibit! The paint has so far withstood 33 years of use.

## Quilters' Consortium of NYS Challenge Vote

As a member of **ELIQG**, you also belong to the **Quilters' Consortium of New York State**. Their challenge to create a quilt using a favorite construction method within three categories of a childhood game: Rock, Paper, Scissors. Although this year's challenge deadline has passed, it's almost time to cast your vote for your favorite quilt (publishing of the quilts has been delayed by a death in the family of the web mistress - our condolences to her and the family). Voting is open to the public via [qcnys.org/challenge/](http://qcnys.org/challenge/) – even if your first few tries are not successful. Invite your friends to vote!



^ **ELIQG** is represented by a silhouette of six grandchildren lined up at the shore!



# Hallockville Quilt Show Next Month!

Head out to the North Fork on August 20<sup>th</sup> or 21<sup>st</sup> to see the ELIQG show of 50 of their members' quilts. Reach the Hallockville Museum Farm at 6038 Sound Avenue, Riverhead. Enter the



property, on the north side of the road, at the driveway next to the main sign at the brown shingled house. Parking is immediately behind the building. The barn is steps away and the event is free!

Hallockville is listed on the National Register of Historic Places and is a Riverhead Town Landmark, comprised of 28 acres along with 19 historic houses, barns and outbuildings, ranging from the mid-18th century Hallock Homestead to the Depression-era Cichanowicz Farmhouse.

The guild will be selling bags of scraps, jelly rolls, fat eighths, fat quarters, and yards of lovely fabric for next-to-nothing! The guild will be also selling raffle tickets for three handsome handcrafted prizes: a queen size quilt in bright modern colors made by guild members and quilted by Karen Nicholson, a smaller version quilted by Brigitte Mazzaferro, and woven rug made by JoAnne Madalena. Look for the basket raffle of new non-quilt-related goods which will interest the family member or friend coerced to attend the quilt show with you.  
– Brigitte Mazzaferro

---

## President's Challenge

Have you started your President's Challenge yet? The parameters leave a lot of room for creativity and the rules are simple:



Pick a magazine from the President's Mystery Bag. Select a number from the President's Number Bag. Find the page number in the magazine. Find something on that page to inspire your quilt.

It could be from a picture on the page.

Or a part of a picture on the page.

A word or words on the page.

Certain colors.

Be creative and have fun!

The quilt can be any size or shape.

**President's Challenge is due October 12th.**



Save your magazine to share at the October meeting. The label on back of quilt should have magazine used, your name and the name of your quilt. Your quilt should have a sleeve on the back. Prizes will be given at the October meeting!

# ELIQG 2022 Mystery Quilt

Just joining? Check the website for the April Newsletter to catch up. Then, stay tuned to the newsletter for the next installment!

## Mystery Quilt Month #5

Remove fabric from bag #5. Join all strips together in one long strip on the diagonal. Remove excess fabric and press in one direction. These will be cut at a later time.



Return to baggie #5

Repeat this process with baggies 6 & 9, returning fabrics to their respective baggies.

From your assorted fabrics cut 16 2 1/2" squares. You will want them to be different. Need 16.

Return to baggie #8

On Saturday November 5<sup>th</sup>, the doors of the Old Steeple Church open at 9:30 and our ELIQG meeting will start at 10 AM

where the Mystery Quilt Reveal will occur!

Get busy ladies, for there will be wonderful prizes!



# Guild Scraps

This column is an opportunity for all members of the guild to contribute to the newsletter: a tip, a show in the tri-state area, a workshop you think would be great for our guild, or a quilt you recently made but are unable to show at the monthly meetings. Let's keep each other updated by sending an email to [eliqgnews@gmail.com](mailto:eliqgnews@gmail.com) by the first of the month!

## NOTE:

Alice Summerville fell in the bathroom and broke two ribs. She's in pain and could use some cheering up. Her contact info is 106 Linda Ave, Riverhead 11901 & 631-722-4718. Please send a get well card or give her a call. –from Brigitte Mazzaferro

## TIPS:

The following websites have free patterns and tutorials:

Colourwerx.com - YouTube videos

CTpublishing.com - free patterns

Stitching' Post - tutorials

–from Kathy Lake

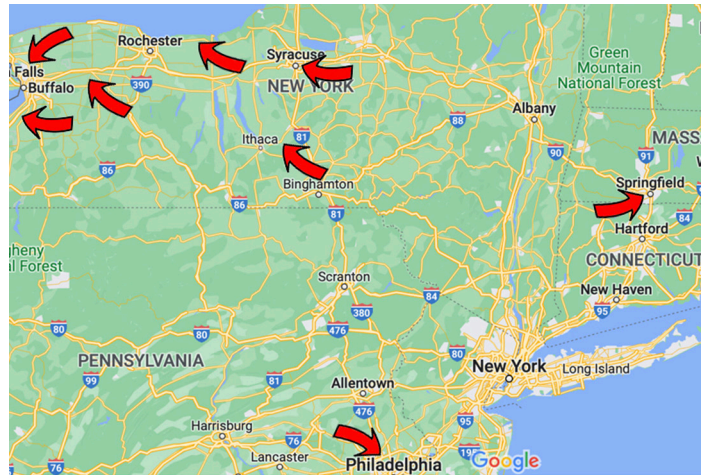
Be sure to record episodes of the PBS program: "Quilting Arts." Lots of great ideas! –from Jo Anne Powell

## SHOWS:

Here are several upcoming shows. Combine one with a visit to Lancaster quilt shops, a "B'way" show in Buffalo or Rochester, or a comfortable stay at a quaint Finger Lakes B&B....

**August 11-13, 10-4:** New England Quiltfest, 1277 Main Street, Springfield, MA

**September 15-18:** PA National Quilt Extravaganza, 100 Station Ave, Oakes, PA



**September 16-17, 9-4:** Thumbstall Quilt Guild Show, 5083 Onondaga Road, Syracuse, NY

**September 23-24, 10-4:** Morningstar Quilt Guild Show, 5600 McKinley Parkway, Hamburg, NY

**October 1-2, 10-5:** Tompkins County Quilters Guild Show, 170 North Street, Dryden, NY

**October 7-8, 9-4:** Kenmore Quilters Show, 2368 Eggert Road, Tonawanda, NY

**October 14-15, 10-5:** Museum Quilt Guild Show, 10708 Alexander Rd, Alexander, NY

**November 5, 9-3:30:** Reverse Curves Guild Show, 4146 East Main St., Williamson, NY

## QUILTED ITEMS:




^ Brigitte Mazzaferro appliquéd orphan blocks onto her jeans & jacket for a bespoke outfit.



# Rocky Mountain High, Colorado

There are several museums in the U.S. devoted to quilts. At the foot of the rocky snow-covered peaks, the Rocky Mountain Quilt Museum can be found at 200 Violet Street in Golden, CO. Its gallery is devoted

to all things quilting, with permanent & rotating exhibits, a wonderful gift shop and extensive library. In the Main Gallery, the current biennial exhibit features art quilters from across the country.



**"Humble Beginnings" by Stephanie Ruyle**



**"Caribou Shed" by Bev Haring – 2<sup>nd</sup> place**



**"Under the Kaibab Rim" by Patricia Joy**



**Valerie White's exhibit opens July 18, 2011**