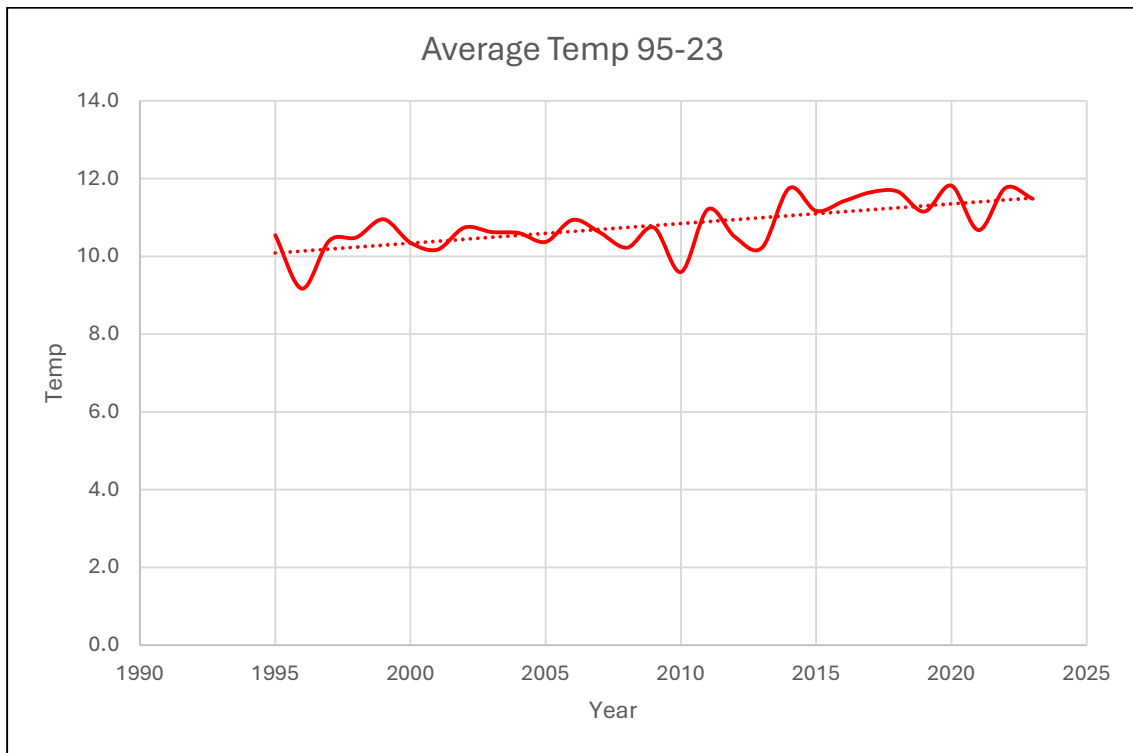
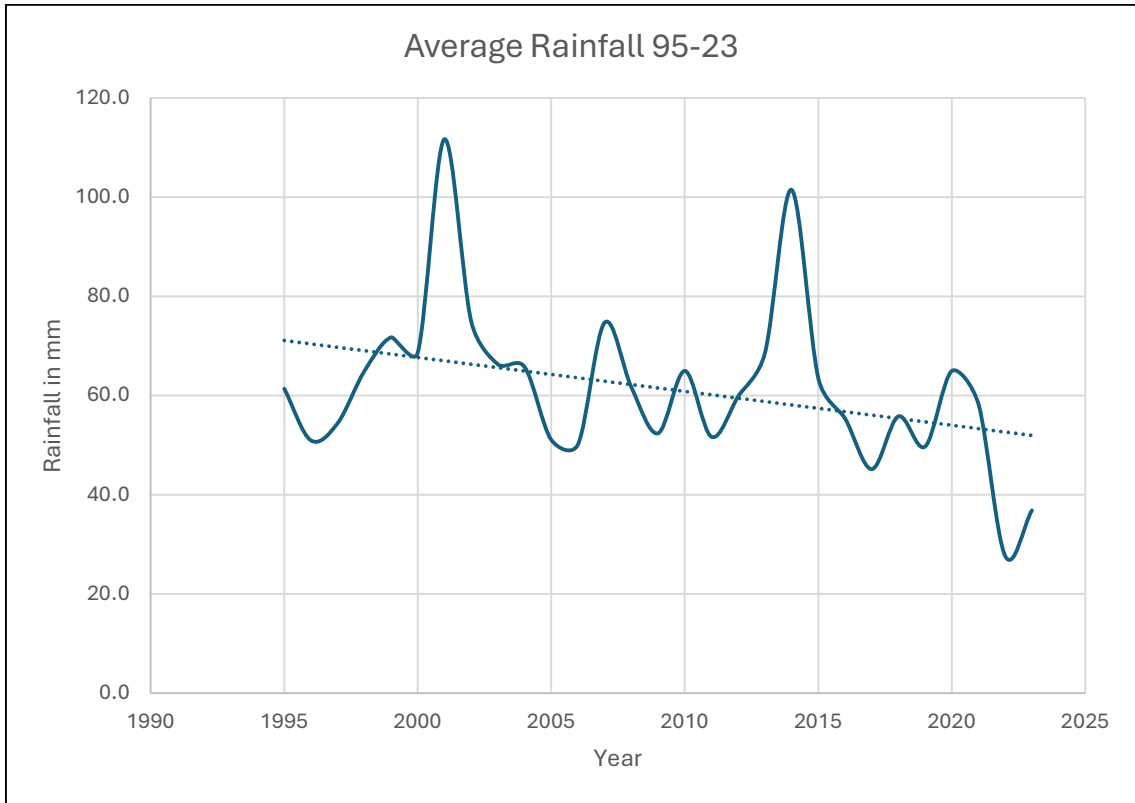
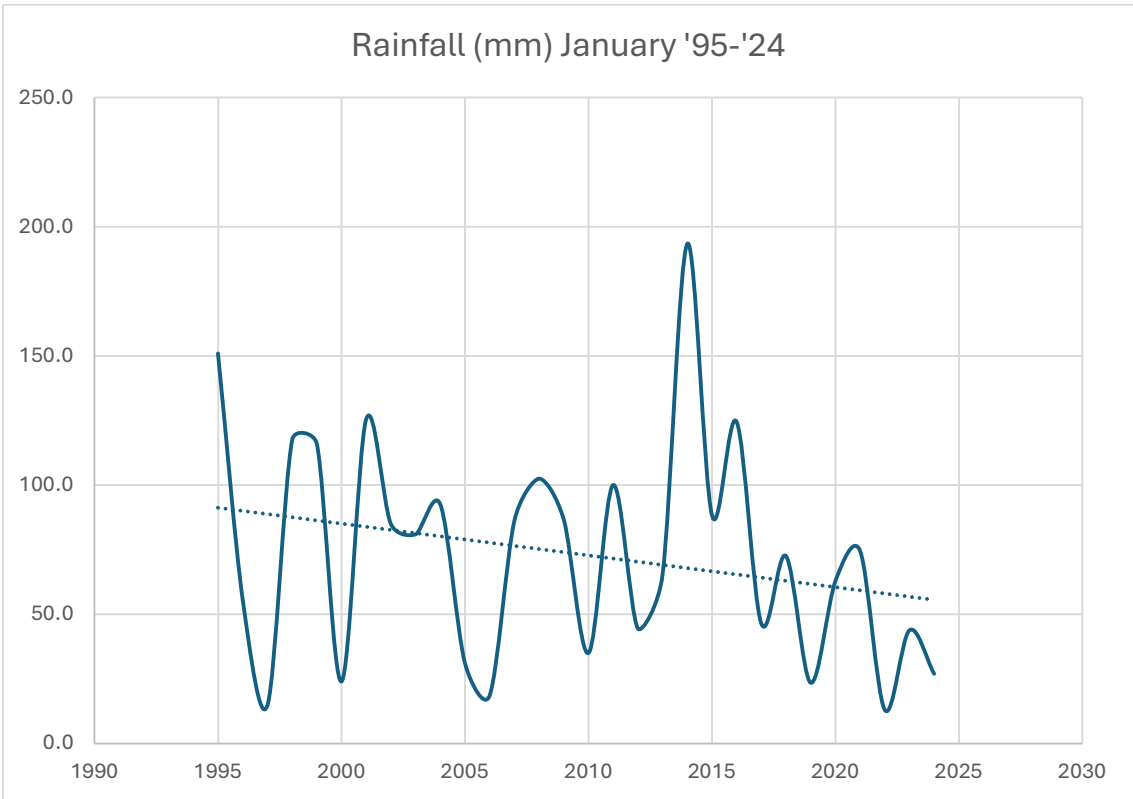
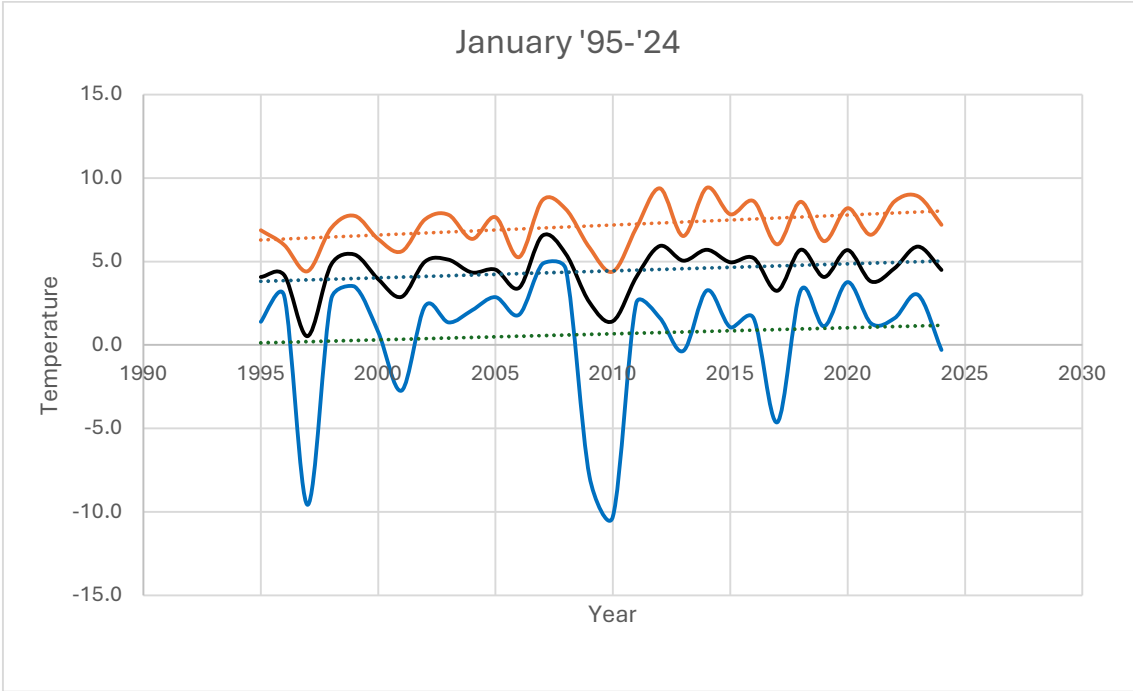


Year	Jan	Feb	March	April	May	June	July	Aug	Sep	Oct	Nov	Dec	Mean Temp
2023	5.9	6.1	7.6	9.1	12.4	17.6	16.8	17.2	17.7	12.4	6.4	8.6	11.5
2022	4.6	6.9	7.9	9.4	13.4	15.3	20.0	19.7	15.1	13.1	9.7	6.1	11.8
2021	3.8	7.5	6.7	6.3	10.7	16.8	17.9	16.5	15.8	11.5	7.5	7.2	10.7
2020	5.7	6.2	6.8	11.8	15.5	18.0	16.9	21.1	15.1	10.8	8.5	5.6	11.8
2019	4.1	5.4	8.2	9.8	12.9	17.3	20.5	18.8	14.9	10.8	6.2	5.0	11.1
2018	5.7	2.9	5.7	11.8	15.7	18.8	21.7	18.6	14.6	10.7	7.3	6.6	11.7
2017	3.2	6.6	9.0	10.7	15.2	19.5	19.5	18.0	13.8	12.5	6.5	5.2	11.6
2016	5.2	5.1	6.2	8.7	14.9	16.8	19.5	19.6	17.6	11.4	6.2	5.8	11.4
2015	5.0	3.7	6.3	9.5	12.0	15.4	18.3	17.5	12.8	11.5	10.9	11.3	11.2
2014	5.7	6.0	7.5	11.4	13.6	16.5	19.2	16.6	16.1	13.5	9.4	5.5	11.8
2013	5.1	2.8	3.9	10.6	11.0	14.5	19.1	18.1	14.0	12.3	6.4	4.9	10.2
2012	5.9	5.8	7.7	7.7	13.0	14.9	16.9	18.2	13.7	10.3	6.8	5.1	10.5
2011	4.1	6.0	6.0	12.5	13.6	15.2	16.4	17.3	15.9	12.9	9.1	5.6	11.2
2010	1.4	3.7	6.4	9.5	10.8	16.0	19.4	16.7	14.1	10.8	7.2	-0.9	9.6
2009	2.6	4.1	5.8	10.6	13.0	16.2	17.7	18.2	16.1	11.8	9.0	3.9	10.7
2008	5.5	4.1	5.9	8.6	14.0	15.7	17.3	17.2	13.8	9.4	7.2	4.1	10.2
2007	6.6	5.7	6.7	11.7	12.4	15.6	16.6	16.1	14.1	9.9	6.2	5.9	10.6
2006	3.4	3.6	4.9	8.7	13.2	15.7	21.1	16.8	17.4	12.8	7.7	5.8	10.9
2005	4.5	3.6	6.6	9.2	11.7	16.3	17.9	16.3	15.5	13.1	6.1	3.7	10.4
2004	4.4	6.0	6.2	9.4	12.2	16.2	17.1	19.0	14.7	10.9	6.9	3.9	10.6
2003	5.1	4.0	6.8	9.0	12.4	17.3	18.2	19.9	14.2	9.0	7.5	4.1	10.6
2002	5.0	6.4	7.0	9.6	12.3	15.6	17.0	18.2	14.3	9.4	7.8	6.1	10.7
2001	2.9	4.7	5.3	8.1	13.0	15.0	18.5	18.3	13.3	13.2	6.2	3.5	10.2
2000	4.0	5.1	7.0	8.3	13.1	16.1	15.7	17.8	15.0	10.4	6.0	5.9	10.3
1999	5.4	4.9	6.8	10.0	13.8	15.1	18.7	17.7	16.8	10.2	7.1	4.9	10.9
1998	4.8	5.7	7.9	8.4	13.5	15.2	16.6	17.0	15.3	10.5	5.0	5.9	10.5
1997	0.5	5.3	7.8	8.4	12.3	15.4	17.6	20.5	14.4	9.9	7.6	5.1	10.4
1996	4.2	1.8	3.9	8.3	9.0	15.5	17.1	17.0	13.4	10.9	5.4	3.5	9.2
1995	4.1	6.3	5.2	9.3	12.2	14.2	19.5	19.6	13.8	12.5	6.9	3.0	10.5

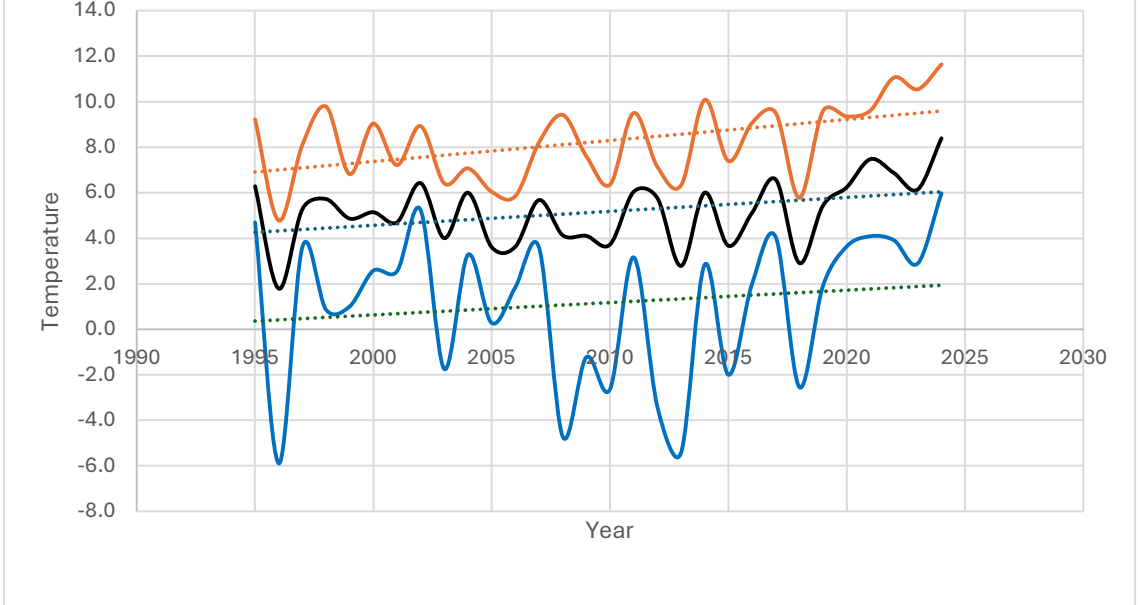


Year	Jan	Feb	March	April	May	June	July	Aug	Sep	Oct	Nov	Dec	Mean Rainfall
2023	43.8	2.8	68.2	57.4	14.2	24.4	35.0	23.2	27.0	34.2	52.8	59.2	36.9
2022	13.0	32.8	18.8	6.6	52.8	23.4	4.4	12.6	28.4	61.6	16.0	61.2	27.6
2021	74.4	26.2	22.0	1.4	49.8	80.6	51.0	55.0	33.1	173.3	72.0	58.6	58.1
2020	63.0	112.6	54.8	30.9	7.4	36.9	24.8	58.9	50.9	115.6	110.8	112.8	65.0
2019	23.5	40.5	53.6	14.3	34.4	73.9	43.9	37.6	42.9	37.5	116.8	77.8	49.7
2018	72.6	31.6	85.5	58.1	110.1	6.2	31.5	65.5	62.0	21.8	41.1	83.4	55.8
2017	46.4	45.2	29.9	8.3	69.1	68.1	80.1	36.9	12.9	22.9	110.4	11.8	45.2
2016	124.4	25.6	70.4	37.8	59.0	89.9	38.7	22.7	92.9	35.1	30.8	38.0	55.4
2015	88.3	59.4	37.9	19.2	59.1	23.9	57.0	91.2	21.9	112.4	139.4	51.0	63.4
2014	193.5	186.2	42.5	43.0	76.7	9.5	56.1	147.8	36.7	160.5	88.6	176.5	101.5
2013	65.0	37.5	76.5	50.5	67.5	11.6	33.8	62.0	75.0	121.0	95.4	127.5	68.6
2012	44.5	13.0	24.5	109.0	72.5	126.0	94.0	43.0	24.0	29.5	32.5	105.5	59.8
2011	100.0	48.0	16.0	18.5	13.0	73.5	37.5	53.0	61.5	77.0	78.5	43.5	51.7
2010	35.0	99.5	62.5	21.0	30.5	46.0	22.5	83.0	23.0	39.0	208.5	109.0	65.0
2009	86.5	65.0	39.0	37.5	29.0	27.0	58.5	23.5	54.5	67.0	97.0	44.5	52.4
2008	102.5	24.5	115.5	62.0	79.0	32.5	54.5	62.0	39.5	51.5	52.0	64.0	61.6
2007	86.0	92.0	70.0	1.0	86.0	62.0	88.0	63.0	107.5	55.0	98.0	98.0	74.7
2006	18.5	59.5	37.5	73.5	101.0	25.0	10.5	109.5	21.0	65.5	35.5	45.0	50.2
2005	31.0	59.5	59.5	45.0	23.0	6.0	60.0	107.0	31.0	95.5	38.0	57.5	51.1
2004	92.5	43.0	38.5	65.0	67.5	46.5	63.0	95.5	16.0	37.0	144.0	80.5	65.8
2003	81.0	32.5	32.0	27.5	48.0	41.5	59.0	26.0	41.5	75.5	174.0	157.0	66.3
2002	85.0	96.5	43.0	33.0	97.0	58.0	69.0	81.0	95.0	171.0	41.0	30.0	75.0
2001	125.5	112.5	128.0	86.5	33.0	40.0	45.0	112.5	90.0	247.5	169.5	149.5	111.6
2000	24.0	61.0	37.0	124.5	119.0	13.0	50.0	66.0	101.5	73.5	37.5	116.5	68.6
1999	116.0	26.0	41.0	51.0	28.5	64.0	13.0	113.0	101.0	140.5	88.0	78.5	71.7
1998	117.5	7.0	51.0	114.5	18.5	95.5	34.5	20.0	9.5	87.5	124.0	99.0	64.9
1997	15.0	98.8	17.5	7.0	39.0	113.5	22.5	96.5	14.0	72.0	133.5	24.0	54.4
1996	56.0	43.5	39.5	13.5	39.0	22.0	31.0	82.5	145.0	17.5	26.5	95.5	51.0
1995	151.0	83.3	47.5	9.0	35.8	40.3	33.5	2.0	98.8	95.0	39.0	101.0	61.3





February '95-'24



Rainfall (mm) February '95-'24

