

---



# FOURTH CORNER FLY FISHERS

---

## President's Message

My brother-in-law, after perusing my fly fishing magazine, said "You guys sure need a lot of gadgets." He wasn't wrong, was he? I've heard of the self-proclaimed minimalists who can fish all day with a Skoal tub containing flies and a tippet spool, but I've never seen one in action.

We do like our gear. We like to argue the merits of old, lead-polluted Hardy Perfects vs. the precisely machined versions made in - gasp! one of those countries, or whether the latest, fastest Sage is perforce the best Sage ever, or whether the brand is in decline since the LL series was discontinued. We are certain that the new gizmo that ties perfect blood knots and will summon Search & Rescue with the press of a different button will elevate us to a new level of fly-ninji status. I'm as guilty as anyone. My philosophy of ranking fly tackle by use (everyday, special situations, loaner, this-trip backup, at-home replacement, and luggage restriction specialist) has caused me to overstock "essentials" like a Navy quartermaster. So what? Should I spend my money on more insurance?

Our biannual Conservation Auction seems to come around just often enough. It's a chance to fill gaps, revel in unexpected bargain opportunities, fill gaps, and congratulate ourselves on our fiscal discipline when we drop out of the bidding. And all for a good cause, mind you.

And there are other reasons. Few present members will remember Chuck Dawe, one of our earliest members, though not among the founders, and the first of our number to be untimely snatched from the gene pool. Chuck was my friend. Robbed of his hearing by a rare condition in middle age, he plunged into the sport of fly fishing and our society with rare gusto and energy. (I like to think that my natural lassitude and restraint served to rein him in, just enough.) We fished together several times in the weeks before complications sent him to the hospital, from which he never emerged.

We held a special off-season auction for his family, to dispose of his fishing gear. I came away with a five-piece, 6-weight Fenwick Ferrulite that has accompanied me many places. I still have it, its tartan bag and aluminum tube. But I miss the tube's screw cap, which I lost at a trailhead in Virginia. Chuck had engraved his name into it, with bold, deep strokes.



Wayne McLemore, *President FCFF*



# OCTOBER CONSERVATION AUCTION



Our Conservation Auction is Thursday, October 22 at the Bellingham Golf and Country Club. DINNER TICKETS MUST BE PURCHASED IN ADVANCE! Dinner tickets are \$30 per person or \$55 for two. They must be purchased by Monday, October 19 in order to give the country club an accurate count. Many of our club members have tickets to sell including the following:

Bob Cooper	961-4398
Frank Koterba	647-9715
Bill Hall	305-0161
Larry Irwin	752-1506
Klaus Lohse	671-8453
Hugh Lewis	676-5150
Charlie Scaief	312-9856
Dan Coombs	398-1637
Wayne McLemore	676-9417

If you have items to donate for the auction please contact one of the above committee members to arrange for transfer of the items.

Dinner is Roasted Pear Salad with Julienne Beets, Flat Iron Steak with Demi Glaze, Mashed Potatoes, Seasonal Vegetables and Crème Brule Dessert.

There will be both a silent auction and a live auction with professional auctioneers. Raffle tickets can be purchased in advance or at the event. You need not be present to win the raffle. Most club members have raffle tickets.


The money earned from the auction all goes to conservation projects and conservation organizations. It is not used for club members to go fishing. It is a very worthy cause that needs your support. Please attend and spend a little money. You will also probably have a great time.



*"On all the streams and little rivers and in many of the lakes there are spawning salmon in October; and the big rivers carry their own tremendous runs, becoming tributary to their own tributary streams."*

*Roderick Haig-Brown, "A River Never Sleeps"*

# A FEW PROUD SPONSORS OF THE 2009 FCFF CONSERVATION AUCTION



**MOUNT BAKER  
VINEYARDS**

WASHINGTON STATE  
**CHARDONNAY**  
VINTAGE 1988

PRODUCED AND BOTTLED BY MOUNT BAKER VINEYARDS,  
1000 EVERSON, WASHINGTON, ALCOHOL 12% BY VOLUME

4298 Mount Baker Highway,  
Deming, WA 98244  
Phone: 360-592-2300



A Professional Fly Fishing Outfitter  
Service

306 South Main Street #3  
Ellensburg, WA 98926  
509-962-2033  
[www.worleybuggerflyco.com](http://www.worleybuggerflyco.com)



**SUN MOUNTAIN LODGE**

604 Patterson Lake Road  
Winthrop, WA 98862  
800-572-0493,  
[www.sunmountainlodge.com](http://www.sunmountainlodge.com)



*The*  
**Chrysalis**

804 10th St,  
Bellingham, Washington  
Phone: (360) 756-1005  
[www.thechrysalisinn.com](http://www.thechrysalisinn.com)

## Editors Recommendation....

### Bugs of the Underworld

**11 years, 8 cameras, 3 countries, countless breaths underwater.**


The natural history of aquatic insects as never filmed before. This riveting documentary takes you face to face with aquatic insects. Extraordinary underwater footage follows the life cycles of mayflies, stoneflies, caddisflies, and other amazing bugs.



I fell upon this video in a fly shop in New York. It's an incredible video on the lives of our insects that we imitate.

This is an unbelievable video that would open eyes, young and old, to this rich universe of aquatic insects.

It comes from Ralph & Lisa Cutter's California School of Flyfishing. You can find this brand new video and other fantastic material at [www.flyline.com](http://www.flyline.com).



*".....let me introduce an idea, just something to kick around: Maybe your stature as a fly fisherman isn't determined by how big a trout you can catch, but by how small a trout you can catch without being disappointed, and, of course, without losing the faith that there's a bigger one in there."*

*John Gierach,  
Fly Fishing Small Streams*

## EDUCATION CLASSES

The Club has been requested to assist with instructions and I am looking for volunteers to help with casting and tying classes as follows:

Fly tying at Linden Christian High School,

Wednesday, October 14th. / 12:15 to 3:15

Thursday, October 15th. / 12:15 to 3:15

This is a class of approximately 25 students for each of the 4 sessions.

Casting and fly tying at Explorations High School,

Saturday October 17th. / 12:30 to 3:30

Sunday October 18th. / 11:30 to 3:00

This is a class of 6 young ladies ages 11-13.

This is a reminder for those who expressed an interest at the last Club Meeting and an opportunity for others who did not attend the meeting.

These things in the past have been a lot of fun.

Bring weather appropriate clothing for the casting and patience and a warm smile for all activities.

Interested ?????

Please contact me at: 671-8453 or e-mail:

[kpstnlohse@gail.com](mailto:kpstnlohse@gail.com)



*"We have not inherited the earth from our fathers; we are borrowing it from our children."* Native American Proverb

## Doc Hackle's Fly Tying Corner

### Three For Salmon

Here are three salmon flies that are simple and quick to tie. Two are from the book put out by the Alaska Flyfishers. The third is some-thing I picked up from Joe Kelly.

# 1 Montana Bill. Montana was the home of the unknown creator of the fly and Bill Polson of Kodiak was the one who used it in Alaska.

**Hook** = Mustad #36890 or TMC #7999, Size 2 to 6

**Thread** = Chartreuse 6/0 or 140 Denier

**Body** = Green tinsel yarn

**Wing** = 4 Strands green krystal flash over 10 to 12 strands green buck-tail

STEP #1 Anchor on the tying thread, then at the eye of the hook anchor in the green tinsel yarn. Now wrap the thread back to the hook point keeping the tinsel yarn on top of the hook. Now bring the tying thread back up to within 1/8<sup>th</sup> inch of the hook eye. Now wrap the tinsel up to the same point and tie it off.

STEP #2 Now take 10 to 12 strands of green buck-tail stacked so they are even and tie them in. Don't worry if you use more buck-tail, as I am sure the fish can't count. The object is to keep it sparse.

STEP #3 Now take two strands of krystal flash and tie them in. Keep the ends some what even with the end of the wing, Now fold them over at the tie in point bringing the tag ends of the krystal flash back to the wing tips. Trim the krystal flash even with the wing tips. Now whip finish the head and you are done.

# 2 Red Hot. Hank Pennington of the Alaska Flyfishers came up with this one based on Puget Sound salmon fishers trailing a plain red hook behind a flasher to catch sockeye's in the salt.

**Hook** = Gamakatsu Octopus Red Size 1 to 6

**Thread** = Hot Red

**Wing** = Red Flashabou

STEP #1 Anchor thread on the hook and then tie on 3 to 4 strands of red flashabou at the hook eye. Now fold over the flashabou and anchor it down with thread wraps. Whip finish the head and tie it off and you are done.



"Red Hot"



"Montana Bill"

(Three For Salmon Cont.)

# 3 Quick and Easy. This fly was one that I saw Joe using one year to catch salmon. I was impressed by the fact that here was a fly that was so easy to tie and looked so simple, but yet it was fair hooking more salmon than not.

**Hook** = TMC #5262 or #5263 in Size 4 to 8

**Thread** = To Match

**Tail** = Pearl flashabou

**Body** = Chenille to match

**Head** = Silver bead to match the hook size

**STEP #1** Slip the bead up the hook and then anchor on the thread. At this point you may or may not add weight. Using non-lead wire small enough to slip into the bead make 4 to 5 wraps and then push it up into the bead.

**STEP #2** Now run the thread down the hook to the mid point and anchor in 6 or so strands of flashabou. Now wrap the thread down the hook the rest of the way keeping the flashabou on the top side of the hook. You should be just above the barb of the hook at this point.

**STEP #3** Now tie in your chenille. You can use plain, sparkle or krystal chenille in shell pink, flame orange, fluorescent pink or chartreuse to name a few. Now wrap the chenille up to the bead and tie it off. Whip finish it and clip the thread, add head cement and you are done.

**NOTE;** You can experiment with materials, colors and hooks with all of these flies to come up with your own spin on them. So start tying and we'll see you out on the water.

Doc Hackle



"Q & E" (Quick and Easy)



*My father was very sure about certain matters pertaining to the universe. To him, all good things, trout as well as eternal salvation, come by grace and grace comes by art and art doe not come easy.*

*Norman Maclean*

*"A River Runs Through It" (1976)*

## October Outings Report

This report will be covering a lot of ground. Earlier last month about a dozen members convened for our annual Upper Skagit "Dry Fly Festival." In general, the sun was out, the water was low, and the fish definitely were co-operating. Different groups spent time working many stretches of the river from above Silvertip, down to and including the north end of Ross Lake. Everyone was into fish although it should be noted that in some instances the "dry fly rule was ignored a bit. Given the crowds reported by members earlier in the month, the crowds were pretty light. Ed and I fished Neopopkin all day on Thursday and saw only three other people, only 2 of whom were fishing. And the following day Tammy Findley and I hiked in at the creek and fished from the "upper garbage" dump to the "road hole" and saw only a few anglers at each end. Tammy did land a good fish at upper end during the lesser green drake hatch. When she got it to net a couple of the members of the Northwest Women's Fly Fishers broke out in applause from the road above. There were a few more cars and anglers along the way over the weekend, but overall everyone got to fish without the combat.

The potluck saw many of the usual suspects but there were some noteworthy exceptions Errol and the Todd's were MIA. Never the less, the merriment and food progressed. The fly box was added to the growing collection of Chris Soncarty.

Just in to October, we had a trip over to Chopaka Lake near Lewis in Eastern Washington. 6 brave souls made the 6 hour transit to bask in the "small craft warning" strength winds and the plunging temperatures. Thursday night it actually looked like snow at the top of the hill above the campground. The lake and camp was crowded for the first day or so but by Saturday we could have moved to almost anywhere in the campground.

I am happy to report the Chopaka is pretty much back in shape. Most of us caught a couple of fish in the 9-12" range and a couple of more up to 15", But the majority were above that, with quite a few 18-20+!!!. The hot fly for our campsite was Ed's flesh fly. As Brian Faloon, Errol McWhirk, and I fished, you could see the anxiety go up as the numbers of those in our box went down. There was almost a black market! On the other hand Tom Farnell and Mike Ribner seemed to do just fine on a number of other patterns.

We had a productive several days although it was a real workout fight the fish and the wind the whole time you were out. The potluck started under dark skies and blue tarps, but gradually the rain went down and the fire went up. So we had dinner, gave away the fly box, shared some spirits and everybody turned in a little early. By the way the box is now in the growing collection in **MY** fly tying room. The wind occasional rain finally let up on Sunday as everyone was getting ready to leave. Several of us were able to put some time in that day. At the end d I got to test drive one of Ed's flies that he tied with some materials he had left over. All I can say is if I told you more I'd have to kill you!

The last couple of outings will be north of the border to the Vedder and the Stave Rivers. We will go to the Vedder on October 20<sup>th</sup> and the 24<sup>th</sup>. The Stave will be about the middle of next month. I will send out notices for any changes.

Frank Koterba  
Your Outings Chairman.





## Pictures and Hero Shots



# Franks Kitchen

## *Halibut (Whitefish) Caddy Ganty*

I just spent a bit over a week on the outer banks in North Carolina with my family. As you might assume, I did cook about every night. It kept the costs down and we ate pretty well.

We took my older brother out on a saltwater charter and tangled with some large amberjacks (32-45 pounds). The result is we ended up with a bunch of really nice fillets. After grilling some for the first dinner, I decided to dust off a recipe that originated in one of Alaska's small coastal lodges.

I changed it slightly to accommodate the amberjack. This could work for any firm white fish. It also solves the problem of what to do with pieces that are not the same thickness. This could work with grouper, flounder, cod or any other firm white fish. It would also probably work with salmon.

### Prepping the fish:

Since the amberjack has parts of the fillet that have a strong fishy taste, I removed all the dark red portions and the skin.

2 lbs. halibut fillets, fresh or defrosted  
 white wine to cover  
 dry bread crumbs  
 2 lemons, thinly sliced  
 1 medium sweet onion, thinly sliced  
 Pam Spray  
 Peminton: (Smoked Spanish Paprika)



### Directions:

Cut the fish into pieces about 1.5 " thick and 3"x3" include any thinner pieces as well. Put in a bowl, lightly salting each layer until all the fish is in. Pour some white wine just to cover, cover the bowl and marinate in a cool place for 1/2 hour.

Preheat the oven to 350.

Layer sliced of lemon and onion on the bottom of a well buttered baking dish that can be brought to the table..

Drizzle with about ¼ cup of wine.

Drain the fish and pat dry with a paper towel, then roll in dry bread crumbs. Place in a single layer over the lemon and onion. Arrange any thin pieces to make the layer even. Cover with the following ingredients that have been mixed together in a bowl:

2 cups sour cream

1 cup mayonnaise

Splash of lemon juice

Sprinkle the top with Peminton.

And add a layer of bread crumbs. Spray layer of crumbs with Pam. This will help them brown.

Bake at 350 F for 20 to 30 minutes or until light brown and bubbly and an instant-read thermometer reads 125 F in the thickest part. Serve right away.

## OUTINGS 2009

### August 7th & 8th

Methow River  
Pot Luck and fly box

### August

Saltwater Coho in Puget  
Sound

Pot Luck and fly box

### September 11<sup>th</sup> & 12<sup>th</sup>

Upper Skagit River  
Potluck and fly box

### OCTOBER 3<sup>rd</sup>-4<sup>th</sup>

East Side Lakes—  
Chopaka,  
Blue, Sidley, etc.  
Fly Box & Food?

## ATTENTION!!!

### The position of Newsletter Editor is OPEN.

All that is needed is a computer and a desire to get involved. The computer can be either a PC or a MAC. Our newsletter is formatted for "Publisher" on both. You may use the current format or stretch out on your own.

I will personally guide and help anyone interested taking on this position with technical and moral support for a truly seamless transition.

As of January, 2010, I am retiring from this post. It's been a wonderful run and very rewarding. I will miss it.

# Calendar

## Conservation Auction!!!

October 22, 2009

BELLINGHAM  
COUNTRY CLUB

3729 Meridian St  
Bellingham, WA 98225  
(360) 733-3450

Wet Fly 6:00

Dinner 7:00

Program 8:00

Meeting 9:00

### You have to make reservations.

Call or write Charlie Scaief.  
(312-9856) [fcff@verizon.net](mailto:fcff@verizon.net)

Bring money for the raffles  
and a fly for the "Fly Plate".

## VOLUNTEERS NEEDED!

**Volunteers are ALWAYS needed in our club.  
Conservation projects, educational classes, and all  
chairman positions are always open for new and old  
members.**

**It is the responsibility of ALL members for ALL of the  
outings to obey ALL local, state, and national regulations.**

**We represent an outstanding conservation and fishing  
club. Let's set a great example to ALL.**

*All entomology sketches are drawn by Jack Salstrom,  
Member of the FCFF.*

*All Fly illustrations are drawn by Ed Ruckey taken  
from, "Diary of Northwest Trout Flies" by local author  
and FCFF Member Dan Homel.*

## November's Board Meeting

November 3, 2009

Trinity Lutheran Church  
119 Texas Street  
Bellingham, WA

6:00 P.M.

# FCFF Board Members

**PRESIDENT:**

Wayne McLemore (676-9417)

**Outings Chairman:** Frank Koterba (647-9715)

**Secretary:** T.F. Lambert (752-9997)

**Treasurer:** Larry Irwin (752-1506)

**Program Co-Chairman:** Charles Scaief (312-9856)

**Membership Chairman:** Rick Todd (961-3539)

**Trustees:** Klaus Lohse, Sid Strong, Mike Riber, and Ed Ruckey

**Environment,  
Education, and  
Conservation.**

Dan Coombs (398-1637)  
[djcmb@nas.com](mailto:djcmb@nas.com)

Klaus Lohse (671-8453)  
[kpstnlohse@nas.com](mailto:kpstnlohse@nas.com)

**Library Chairman**

Brian Duim ((398-2030)


**Newsletter**

Sid Strong (715-8875)

Email: [sidstrong@comcast.net](mailto:sidstrong@comcast.net)

**Raffle Chairman**

Errol McWhirk



P.O. Box 1543  
Bellingham, WA 98227

