



4th Corner Fly Fishers

PRESIDENT'S MESSAGE

Dear 4CFF Members,

It's May, and it's now truly quite lovely here in the "fourth corner" of our State.

Stream fishing is still a month away around these parts, and that makes some of us, including yours truly, just plain itchy. But, most fortunately in this part of the circle of life, still-water opportunities abound. The Club's Outings for May will focus on some fine lake fishing. By the time you read this, that first Outing at Peter Hope Lake, in B.C. from the 9th – 12th, shared with members of the Osprey and Totem Clubs, may be a thing of the past, but that probably won't stop the participants from crowing about their exploits at our May meeting at the Country Club. Even if you missed that one, there's still the Big Twin Lake Outing right afterwards; there's more about that elsewhere in this very same Newsletter, enough to whet almost anyone's appetite!!

I was fortunate to see many of you at the Grand Opening of The Confluence Fly Shop last weekend, at both the Nugent's Corner two-handed rod clinic, and the store opening in Squalicum Harbor. They advertized that there would be "some really, really good casters" there. That was certainly true, but I'll confess that I was not one of them. Nope. I needed some SERIOUS remedial education, but that Ed Megill is as fine a casting teacher as you can find anywhere. He said that he'd have reels and lines to try, and true to his word he dug up some great lines for me to check out for a delightful rod that my Lady Lynn had bought me some years back. Hint – delayed gratification beats no gratification at all, and a wife who will buy you a Spey Rod is worth coming home to..... Ahem. Anyway, it's fantastic to have a REAL FLY SHOP back in town, operated by some really special people. If you haven't paid them a visit yet, you owe it to yourself to get down there and make yourself acquainted. Did I mention whetting an appetite?


(Presidents Message Cont.)

Last Tuesday's Board Meeting was notable for many things, not the least of which was the reappearance of our own Bob Darden, who returned from a lengthy visit to Florida and other exotic spots, sporting a tan that would make George Hamilton envious. We discussed pending changes to the appearance and composition of the financial reports that are made available to the Board and our Membership – these changes will be brought to us through the efforts of Larry Irwin and Frank Koterba. Computerized corporate statements are on the horizon. We also addressed some pending Membership Applications by Jerry Hill and Bill and Paula Faulkner; and YOU will be getting an opportunity to weigh in at this month's Membership Meeting.

Finally, in anticipation that Conservation Auction scheduled for October, a meeting of the Auction Committee is on the calendar for early next week. That Committee includes Rick Todd, Bill & Paula Faulkner, Bob Johnston, Frank Koterba, Angus MacArthur, Dan Coombs and Mike Reed, WITH assistance from veteran Bob Cooper. Expect to be accosted by one or more before too long. Can you donate something? Can you twist the arms or what ever of anyone else who might donate something? We're not proud – we're on a mission!!!

Well, that's all for now. Be well....

Hugh Lewis



"Fishing is a very flexible sport. You can make of it almost anything you will, from a considerable athletic effort to a quiet mood of observation and introspection. You can even combine these extremes and at the same tie enjoy many of the gradations between them, such as delight in the streams and lakes and salt water, joy in recognition of birds and other wildlife or wonder at the beauty of the fish themselves and the intricate mysteries of their ways."

Roderick Haig-Brown, "The Man Behind the Rod" [1961]

Conservation Report!

May Greetings to Y'all,

On Saturday May 4th we had 6 members and 4 prospective members participate in a tree planting event. About 20 red alders and a few Cascara trees were put in place along the side channel off 10 Mile Creek. We have seen fingerling fish in this channel, so as these new trees grow, they will provide much need shade and cover during the warm summer months. In addition, a few Salmonberries and Snowberries were put in near the water's edge to compete with the always pesky Canarygrass. On the 'Beaver Front", the state trapper caught a third large (40 lbs plus) beaver this last Friday so this should greatly decrease the pressure on our young trees out there. Kudos to Sid, Larry G. Klaus, Brian Duim, Bob Johnston and Terry McEwen. Also many thanks to Prospective members Steve Kopp Kenn Kiesner, Kevin McClurg, Jerry Hill, and Phil Terzian.

News Flash!!! Squalicum Lake is in good shape and fishing well right now Give it a try.

We're pretty well set now until Fall on our conservation work. I may make one or two watering trips out to 10 Mile to help the new plants survive their first summer (July and August) so any prospective members who would like to help, please call me at 398-1637 or E-mail at djcmb@nas.com



Time to go fishing! Dan and Terry



May Outings Report

Progress has been made! We have gotten through the beginning of the outing schedule and The Confluence Fly shop up and running.

Silver Lake Pancake Breakfast:

There was a pretty good crowd (32) that trekked out to the picnic shelter at Silver Lake for our pancake breakfast and the opening day of the season for lowland lakes. I would like to thank all of you who pitched in helped produce the event. We couldn't have pulled it off without you. You can check out the video on U-tube at [Silver Lake 2013](#) to see some of what happened, and the rain held off until the very end!

In addition to the eating, there were some notable events for several of our guest status members. Paula and Bill Faulkner launched their new pontoon boats. And they are now both through with all the steps in the process. Jerry Hill also completed his program as well! They will be submitting their applications to the board and then to our club for full membership. Congratulations!

Peterhope Lake Outing:

The next outing will be our first with the Osprey and Totem Fly Clubs from BC. We will be meeting them the second week in May with a Potluck on Saturday May, 11th. We will be meeting them in the eastern end of the campground on the north end of the lake. Please let me know if you are planning to go. This should be an interesting trip.

Big Twin Lake Outing:

We will be making our first trip to Big Twin Lake area the following week with the pot luck on May 18th. To make your reservations contact the Big Twin Campground and let them know you are part of our group. **Phone:** (509) 996-2650 **Website:** [Big Twin Campground](#) This has been a great area to spend some time.

(May Outings Report continued)

Hwy 24 BC Canadian Outing:

In mid-June we will be making our first foray up to Hwy 24 in BC. This road runs between 100 Mile House east to Little Fort and is also known as the "Fishing Highway". The dates are extended to cover both sides of the weekend of June 22-23; Saturday the 22nd will be the day for our potluck dinner. If you would like to join us, let me know. We will schedule a meeting next week before we head off to Big Twin.

This is going to be a great year.

See you out there,

Frank Koterba
Your External VP/Outings Chair



You TOO can YouTube!

The club is making YouTube videos. They can be viewed by going to our website, search the upright corner for "Contact", scroll down to 4CFF YouTubes and click. You will find conservation, education, and outing videos that our club is involved in.

Do you have a smart phone or camera with video capture? Start taking videos and pictures and I will help piece them together and share it with the club.

Our club already has an account on YouTube and it's easy to access and publish videos.

Sound interesting? Contact me, Sid Strong at swstrong@comcast.net or call 360-220-0099.



May's Program

Ira Siebert started gear fishing in lakes some 37 years ago for crappie, perch and bluegill – first out of Lake Kapowsin, but from there to lakes across Western Washington. One of his favorite techniques during those times involved hours of watching a bobber waiting for any twitch, the visual effects of a bobber was what he enjoyed most. However, after watching a fly fisherman work his talents on his favorite local river, he knew that it was only a matter of time before the fly rod became a more important tool in his arsenal. So, 25 years ago he purchased his first fly rod and used it to troll flies around his favorite opening day lakes. At the time, his vocabulary of flies included wooly worm and pink lady. As an educator and life-long learner though, it didn't take him long to understand that through study, questioning, questioning, questioning, multiple days of "research" and questioning, that he could vastly improve his understanding of the sport.

He never forgot his love of the "bobber" though, so for the last 12 years he has focused most of his time and effort on fishing different zones of lakes using vertical presentations with an "indicator." At first this technique applied only to fishing chironomids, but over the last several years he's also experimented with, modified and mastered using other common flies under an indicator with great success. His presentation will focus on fishing these zones with both chironomids and other flies using an indicator vertical presentation. He will provide information about where, when and how to use different flies as well as sharing some of his favorite patterns.

Ira is another guy who I almost feel like I know due to his prolific contributions to the Washington Fly Fishing website forums. I know I'm looking forward to meeting him in person and hearing about how to improve my catching this spring on the lake. I hope you can join us!

Please RSVP by Tuesday, May 21 by visiting <http://4cff.eventbrite.com> or by contacting me via email at mrsr@deepsnow.com or by phone at 360-319-1350. Be sure to indicate if you'll be having dinner or just attending the meeting, and remember that a dinner reservation made is a binding commitment for you to pay. Also, you may have noticed the last couple of months we've been running at full capacity for our room. It is very helpful if you can RSVP in a timely manner so I can give an accurate count to the staff at the country club.

I look forward to seeing you on the 23rd.

Tight lines,


Matt



A Special Word from Your Program Chair

A quick follow-up to our April meeting. As many of you who have purchased books from our speaker know, Tim graciously donated the proceeds from the books back to the club to pass on to a local conservation group of our choice. He also declined any speaker's fee or reimbursement for his travel and asked that the money we would typically allocate to those items be donated as well. So, at the 4CFF Board Meeting on May 7 the board approved my recommendation that we make a contribution to NSEA in Tim's name for \$350 (\$200 coming from the books and \$150 from our typical contribution to hosting a speaker).

I think we owe Tim an extra 'Thank You' for his generosity! I am sending him a thank you card on behalf of the club with information on where his contribution is going. In addition, if you would like to contact him to express your thanks individually, he can be reached at tim_lockhart@hotmail.com.



Nymphing Without Indicators

"Large indicators can create a large disturbance on the water when they land. In flat water, you may be better off greasing part of the leader with fly floatant so that it floats high and is visible. Watch it for any movement to detect strikes.

Without an indicator, you can control the depth of your fly manually with your rod tip. When water depth varies greatly, as it does near boulders and in pocket water, the fixed depth provided by a strike indicator becomes a handicap. Because it's annoying to constantly adjust your indicator, most people don't do it, and either fish over trout's heads most of the time or just fish water suited for their rig.

Indicators don't indicate every time a fish strikes, or by the time they do twitch, the fish has spit out the fly. Fish without an indicator, and you'll learn to look into the water for signs of a take – a white mouth, a flash, etc.

One reason shaggy flies like the Hare's Ears work so well is that they catch on a fish's teeth, preventing them from spitting out the fly quickly."

Jim McLennan, "1001 Fly Fishing Tips"



Joe's Tying Bench



Lights, Cameras, Action !

Last month I said we would be discussing materials. I will do so as we go along in the future. The really good news concerning our fly fishing needs is that The Confluence Fly Shop is now open. We now have a shop that is dedicated to the needs of fly anglers and is run by fly anglers. They have a very good selection of materials, tools and equipment with more inventory coming in. Stop by to say hello and see what they have. We no longer need to travel out of town or rely on the internet for what we want. This shop deserves our business !

Recently Tom Langley, one of our new prospective members, sent me a link to a YouTube video with the subject of "chironomid life cycle". If you wish to see it, it is the one put out by BCFlyguys. Not too long after that Clark's Classic Fly Rod Forum had some videos of emerging insects in their fly tying section. Newer affordable underwater video cameras are resulting in some fascinating views of insect life. For fly tyers interested in more closely imitating what actually going on underwater it is invaluable. It has been said that the most important aspects of selecting a fly are size, shape and color. Seeing these videos makes it clear that we also need to look at one other factor and that is the motion of the insects we are imitating.

From the reading I have done on chironomids I knew that they migrated from the bottom to the top of the lake sometimes pausing along the way and also dropping back down and coming up again. It always sounded like a fairly gentle migration. Looking at the video I could not believe all the wiggling and thrashing that takes place during their journey.

One of the videos on Clark's dealt with stonefly nymphs. They crawl along on the bottom of streams and rivers and we usually tie weighted flies so that they are near the bottom. When stonefly nymphs lose their grip on the rocks though, they tumble helplessly.

With the mayfly nymphs, the crawlers and the clingers also look out of control when they lose their footing, while the swimmers look like tiny minnows this was also shown on one of Clark's videos. On their rise to the surface they also show a lot of motion and will move up in the water and back down again before they finally emerge. Mayflies also have gills located along their abdomen that are constantly in motion.

So how do we get the action that we want? Through the choice of materials and presentation. If we want to imitate a flexible motion our materials must be flexible and/ or the fly must have some articulation. For chironomids and mayflies a beadhead or weight in the thorax will help get the fly down but if the fly is being retrieved any pause will cause the fly to drop. If the fly is hanging below an indicator and there is chop on the water the wave action will impart motion.

(Joes Bench Continued)

Many emerging nymphs develop a layer of gas between the exoskeleton and the body that helps to lift them up through the water. This layer of gas also reflects light. To imitate this we can use tinsel or other reflective material. Gary LaFontaine, who literally wrote the book on caddisflies, used a dubbing mix of half fur and half Antron Sparkle Yarn as the underbody for his Emergent Sparkle Pupa, with a sparse, loose overbody of Sparkle Yarn, both to imitate the shine and trap some air. The underbody fur and yarn were cut into 1/8 inch lengths and applied to the waxed thread using the touch dubbing technique. As shown in the videos, caddis pupae swim very actively to the surface using two legs like oars to move themselves through the water.

With all our subsurface patterns we need to find a way to get our flies to the proper depth and act like the naturals without killing the lifelike motion. If we are using a heavily weighted pattern it will be very difficult to do this. Weight attached to the leader, if it is legal to do so, will get the fly down and an unweighted fly can move with the current at the end of the leader. A sinking line will do the same.

Leeches undulate as they swim. Again this can be well imitated by using flexible materials with some weight at the front of the fly which causes it to dip whenever the retrieve is paused and using some means to get the fly to the proper depth.

Scuds scurry through the water propelled by their many legs. Damselfly nymphs wiggle as they work their way shoreward. Dragon fly nymphs dart along while hunting.

So the challenge we face in creating imitations for fishing is to not only make something that looks lifelike but also acts like it is alive.

Next time we will talk about some surface flies.

Joe Kelly




For sale: Old Town Pack model canoe. 12' long, 33 pounds. Comes with 2 paddles (one double). Has had very little use. \$450

Contact Joe Kelly, 360-384-0623

REEL RECOVERY

How does one best describe or explain a life enriching experience gained through voluntary activities? It is the emotional involvement that makes words so difficult to come by. For the past five years members in FCFF have experienced significant camaraderie with one another and with their participants in RR who have suffered or recovered from various kinds of cancer. This opportunity to share a part of our lives with others and to look at life through the eyes of these men is to realize how fragile life is and how the will to live dominates in all of us.



What is it that drives us as volunteers? It isn't a financial gain nor is it the resultant financial expenditure. It isn't personal recognition or the accolades from others. It isn't the time it takes or takes away. It isn't the energy expended or the work involved. It is the caring, the sharing, the sensitivity towards others, and the ability to go beyond oneself and understand the limits all men face.

It has been my privilege as a facilitator of this program for FCFF for the past four years to have received much more than I can express. Please take the time to visit with our 2012 FCFF volunteers and you will be able to piece together a whole picture of our time there at Canyon Lodge in Ellensburg where we met with our participants and had this incredible two day life enriching event.

This year Reel Recovery will be on September 17th thru the 19th. As luck would have it, our 4CFF Yakima outing is on September 19th thru the 22nd! Why not spend the entire week in this wonderful spot in our state fishing and making a difference in a life.

Please contact me, Bill Hall at (360-305-0616) or Larry Grunden (724-312-5716) if you wish to participate this year.

Thank you.



WE HAVE A LOCAL FLY SHOP!!!



con·flu·ence [**kon**-floo-uh ns]:

A flowing together of two or more people, ideas, streams, or rivers.

<http://www.theconfluenceflyshop.com>

We have, at last, a new fly shop. Scott Willison and Ed Megill are proud owners of The Confluence Fly Shop. Their store is located at 2620 N. Harbor Loop #9 (Harbor Mall across from the Yacht club) More information, please go to the website. This is the start of something big!



Hours of Operation:

Tuesday 11 am - 6 pm
Wednesday 11am-6 pm
Thursday 11 am - 7 pm
Friday 11am - 6 pm
Saturday 10 am - 5 pm
Or By Appointment



4CFF CALENDAR OF EVENTS



Conservation Projects

Conservation is the corner stone of our club. Projects are continually being added to our calendar. The only thing that is needed is the willingness to give something back to the resource will all love. Call Dan Coombs at (360) 398-1637 and sign up to be put on the list of volunteers.

Fly Tying Sessions

Fly tying sessions are constantly being held. Whether you're an expert or just beginning, please join us. Check our website <http://www.4thcornerfly.com> for dates, times, and locations.

R.S.V.P.'s are required.

Education Classes

We need Volunteers to help teach fly tying and fly casting at various places throughout the year. Even if you have tied for a little while, your presence is needed. Please contact Bill Hall (305-0161), Joe Kelly (384-0623), Klaus Lohse (671-8453) if you wish to participate.

OUTINGS

Our club has a constant list of fantastic outings every month. We also have smaller outings for those who can only make it on the weekends. For a list of outings, their dates, and locations, please check out our website <http://www.4thcornerfly.com>. Frank Koterba is our present Outings Chairman and can be reached at (360) 647-9715.

If you are new to fly fishing, our club has fly rods, reels, and fly tying equipment available for use. Also, if you attend ANY outings, it's wise to bring your own lawn chair. (it's better than a rock or a tailgate.)

For more information, please contact the hosts.

May's Meeting

THURSDAY,
May 23, 2013

BELLINGHAM
COUNTRY CLUB

3729 Meridian St
Bellingham, WA 98225
(360) 733-3450

Wet Fly	6:00
Dinner	6:45
Program	7:30
Meeting	9:00

RSVP to Matt for reservations:

<http://4cff.eventbrite.com>

msr@deepsnow.com

360-319-1350

Be sure to check off your name on the list when you arrive for dinner.

BRING A FLY FOR THE
"FLY PLATE"!

June's Board Meeting

June 4, 2013

Trinity Lutheran Church
119 Texas Street
Bellingham, WA

6:00 P.M.

4CFF Board Members

President

Hugh Lewis (360) 676-5150

hugh@hughlewislaw.com

Outings Chairman

Frank Koterba (360) 647-9715 fwkphotography@comcast.net

Program Chairman

Matt Roelofs (360 714 8407) msr@deepsnow.com

Secretary

Craig Lang (360) 201-1917 craig.lang@ch2m.com

Treasurer

Larry Irwin (360) 752-1506 larryandbarb@comcast.net

CONSERVATION

Dan Coombs (360) 398-1637

djcmb@nas.com

EDUCATION

Bill Hall (360) 305-0161

billfies@comcast.net

Joe Kelly (360) 384-0623

jmkellyrr@comcast.net

Klaus Lohse (360) 671-8453

kpstnlohse@gmail.com

LIBRARY

Nathan Weston (360) 306-8513

npweston@comcast.net

Website

Tammy Findlay

<tammy@bbaybrewery.com>

Newsletter

Sid Strong (360) 220-0099

swstrong@comcast.net

Steve Runge

srunge@logos.com

Membership Chairmen: Brian Faloon and Nathan Weston

Raffle Chairmen: Errol McWhirk

Directors: Craig Carlile, Ed Dahl, Jim Darden, Dave Johnson & Lin Nelson

Volunteers are ALWAYS needed in our club. Conservation projects, educational classes, and all chairman positions are always open for new and old members.

It is the responsibility of ALL members for ALL of the outings to obey ALL local, state, and national regulations.

We represent an outstanding conservation and fishing club. Let's set a great example to ALL.

All entomology sketches are drawn by Jack Salstrom, Member of the FCF.

All Fly illustrations are drawn by Ed Ruckey taken from, "Diary of Northwest Trout Flies" by local author and FCF Member Dan Homel.



4th CORNER FLY FISHERS



Aims and Purposes

The Members of the Fourth Corner Fly Fishers (located in Bellingham, WA) are united by our enjoyment of the sport of fly fishing and by our desire to preserve and enhance fishing opportunities for all. To these ends, we will strive to promote conservation of angling brotherhood and to broaden the understanding of fellow anglers.

The purposes for which the Club was formed are:

- To operate a social club for the pleasure, association and recreation of its members engaged in fly fishing activities.
- To work to protect wild fish and the habitat which sustains them.
- To work for the betterment and preservation of angling waters and surrounding land.
- To improve the "State of the Art" of flying fishing and to keep members informed of developments of interest.
- To develop and carry out programs of education designed to encourage individuals of all ages to become fly fishers and to promote ethical use of the resource.



P.O. Box 1543
Bellingham, WA 98227

<http://www.4thcornerfly.com>