


Praise-Its

Positive Behavior Coupons

Created by: Tracy Tegeler



WHAT'S iNSiDE

How to Use

Post-It Template

Praise-Its

Labels for Envelopes (Colored & Black and White)

Letter to Parent

1st- Students store envelope in binder

2nd- Students store envelope in folder

3rd- Students store envelope in desk

Goal Poster (to hand in classroom)

Thank You







Credits

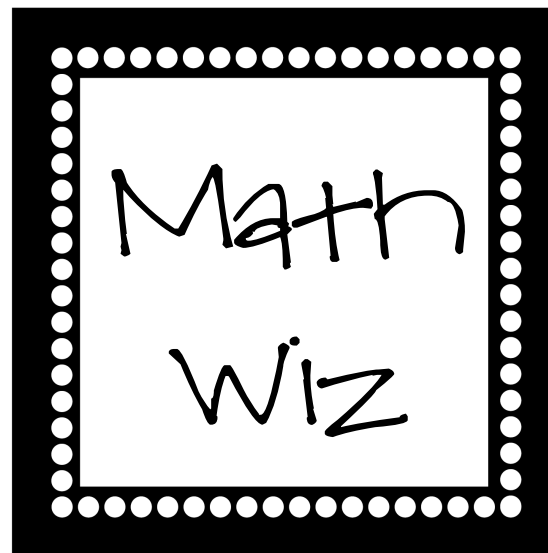

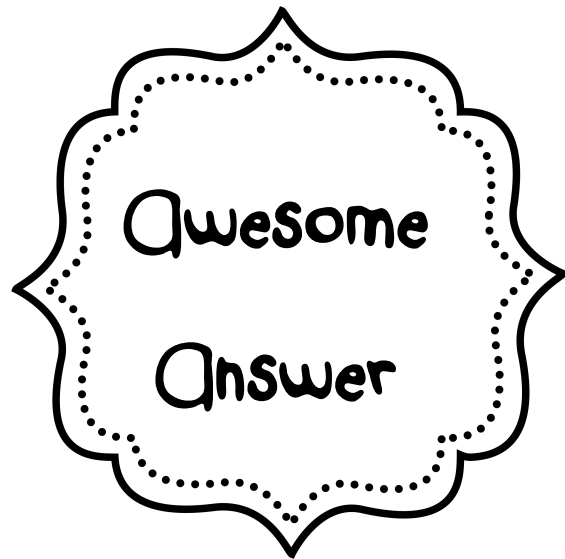
HOW TO USE

Purpose: To praise students for good behaviors in the classroom.

- Print page 4 on cardstock.
- Place post-its on paper. Put the sticky end on the side closest to the printer so that it doesn't jam.
- Print many copies so that you have an ample supply.
- Print the letter & sign to send to parents to make them aware of the system. (3 included; the first says students store envelope in binder, second says folder, third says desk)
- Print page 12 and laminate. Hang in the classroom so the students are always aware of the goal they are trying to reach to earn a prize.
- Provide each student with an envelope to store earned coupons in. Print page 7 or 8 to attach to envelope.







**F
O
C
U
S
E
D**

**Super
Neat
Writer**

**FANTASTIC
Listener**

**Detective
Detail**

**Handy
Helper**

**BUCKET
FILLER**





Dear Parents,

This year I will be implementing a positive behavior coupon program in my classroom. There are twelve different coupons the students could earn if they demonstrate the behavior. As we begin to use this system, I might add more behavior coupons if I see additional behaviors that need to be rewarded. So far, here are the coupons:

Animated Reader: The student demonstrates the emotion that should be used based on the text. (excitement, sadness, uneasiness, anger, etc.)

Bucket Filler: The student demonstrates a positive behavior that makes someone else feel good.

Team Player: Without hesitation, the student works as a team member with their partner or group of students

Math Wiz: The student demonstrates a strong understanding of a specific skill or thinks outside of the box

Handy Helper: The student offered assistance to another student or teacher.

Fantastic Listener: The student was actively paying attention while sitting up straight, feet on the ground, hands out of desk, and eyes on the teacher.

Awesome Answer: The student answered a question with a complete, well-developed thought.

Above and Beyond: The student did something during the class that went above and beyond what I expected of them.

Focused: The student demonstrated terrific focus on the task at hand

Defective Detail: The student searched, found, and shared explicit details from the text.

Super Neat Writer: The student demonstrated excellent penmanship

Active Participant: The student actively participated throughout the lesson.

Once students earn a coupon it will remain on the corner of their desk for the rest of class. If they make a poor choice they could lose that coupon. At the end of each period, any coupons that remained on their desks can be added to their Praise-Its envelope in their binder. Once the students have hit the goal I have set they will be able to pick something from the reward bin. (pencils, erasers, classroom lottery cards, etc.)

I highly recommend making these coupons part of the student's weekly homework. Take the coupons out and discuss what they have earned. You can even turn this into a math conversation. *How many more do you need to reach the goal? If you earn two each day, how many days will it take?*

Please, please, please make sure you put the coupons back in the envelopes. I will not be recording the number they earn each day. When they know they have reached their goal, I will count the number of coupons in their binder.

As the students continue to grow over the year, so will my expectations for them. I will gradually set higher goals throughout the year to match what I expect of the students. The students will always be aware of the goal I have set for them. It will be posted in the classroom.
Thank you for your support,

P.S. My reward bin can always use donations. If you have any fun pencils, erasers, stamps, etc., they would be appreciated! 😊

Dear Parents,

This year I will be implementing a positive behavior coupon program in my classroom. There are twelve different coupons the students could earn if they demonstrate the behavior. As we begin to use this system, I might add more behavior coupons if I see additional behaviors that need to be rewarded. So far, here are the coupons:

Animated Reader: The student demonstrates the emotion that should be used based on the text. (excitement, sadness, uneasiness, anger, etc.)

Bucket Filler: The student demonstrates a positive behavior that makes someone else feel good.

Team Player: Without hesitation, the student works as a team member with their partner or group of students

Math Wiz: The student demonstrates a strong understanding of a specific skill or thinks outside of the box

Handy Helper: The student offered assistance to another student or teacher.

Fantastic Listener: The student was actively paying attention while sitting up straight, feet on the ground, hands out of desk, and eyes on the teacher.

Awesome Answer: The student answered a question with a complete, well-developed thought.

Above and Beyond: The student did something during the class that went above and beyond what I expected of them.

Focused: The student demonstrated terrific focus on the task at hand.

Defective Detail: The student searched, found, and shared explicit details from the text.

Super Neat Writer: The student demonstrated excellent penmanship

Active Participant: The student actively participated throughout the lesson.

Once students earn a coupon it will remain on the corner of their desk for the rest of class. If they make a poor choice they could lose that coupon. At the end of each period, any coupons that remained on their desks can be added to their Praise-Its envelope in their folder. Once the students have hit the goal I have set they will be able to pick something from the reward bin. (pencils, erasers, classroom lottery cards, etc.)

I highly recommend making these coupons part of the student's weekly homework. Take the coupons out and discuss what they have earned. You can even turn this into a math conversation. *How many more do you need to reach the goal? If you earn two each day, how many days will it take?*

Please, please, please make sure you put the coupons back in the envelopes. I will not be recording the number they earn each day. When they know they have reached their goal, I will count the number of coupons in their binder.

As the students continue to grow over the year, so will my expectations for them. I will gradually set higher goals throughout the year to match what I expect of the students. The students will always be aware of the goal I have set for them. It will be posted in the classroom.
Thank you for your support,

P.S. My reward bin can always use donations. If you have any fun pencils, erasers, stamps, etc., they would be appreciated! 😊

Dear Parents,

This year I will be implementing a positive behavior coupon program in my classroom. There are twelve different coupons the students could earn if they demonstrate the behavior. As we begin to use this system, I might add more behavior coupons if I see additional behaviors that need to be rewarded. So far, here are the coupons:

Animated Reader: The student demonstrates the emotion that should be used based on the text. (excitement, sadness, uneasiness, anger, etc.)

Bucket Filler: The student demonstrates a positive behavior that makes someone else feel good.

Team Player: Without hesitation, the student works as a team member with their partner or group of students

Math Wiz: The student demonstrates a strong understanding of a specific skill or thinks outside of the box

Handy Helper: The student offered assistance to another student or teacher.

Fantastic Listener: The student was actively paying attention while sitting up straight, feet on the ground, hands out of desk, and eyes on the teacher.

Awesome Answer: The student answered a question with a complete, well-developed thought.

Above and Beyond: The student did something during the class that went above and beyond what I expected of them.

Focused: The student demonstrated terrific focus on the task at hand.

Defective Detail: The student searched, found, and shared explicit details from the text.

Super Neat Writer: The student demonstrated excellent penmanship

Active Participant: The student actively participated throughout the lesson.

Once students earn a coupon it will remain on the corner of their desk for the rest of class. If they make a poor choice they could lose that coupon. At the end of each period, any coupons that remained on their desks can be added to their Praise-Its envelope in their desk. Once the students have hit the goal I have set they will be able to pick something from the reward bin. (pencils, erasers, classroom lottery cards, etc.)

I highly recommend making these coupons part of the student's weekly homework. Take the coupons out and discuss what they have earned. You can even turn this into a math conversation. *How many more do you need to reach the goal? If you earn two each day, how many days will it take?*


Please, please, please make sure you put the coupons back in the envelopes. I will not be recording the number they earn each day. When they know they have reached their goal, I will count the number of coupons in their binder.

As the students continue to grow over the year, so will my expectations for them. I will gradually set higher goals throughout the year to match what I expect of the students. The students will always be aware of the goal I have set for them. It will be posted in the classroom.
Thank you for your support,

P.S. My reward bin can always use donations. If you have any fun pencils, erasers, stamps, etc., they would be appreciated! 😊

Praise-Its

Goal:



Thank You!

Thank you for downloading this packet!

If you have any questions please, please email me at:
ms-tegeler@gmail.com

Visit me at my blog:
<http://creeksideteachertales.blogspot.com/>

Visit me at my store:
<http://www.teacherspayteachers.com/Store/Tracy-Tegeler>



Clipart, Fonts, & Frames



ILLUSTRATIONS & GRAPHIC DESIGN

BY JESSICA WEIBLE AT:

JD Digi DESIGNS.COM!



Print Candee
DIGITAL CLIP ART & DESIGN STORE