

HYDRAULIC LIFT PARTS				
IMAGE	NAME	OE NO. FOR REF ONLY	MODEL	DH PART NO
	HYD. LIFT PUMP ASSY. 10 SPLINE MARK-I FILTER FACES UP PRESSURE 2300 - 2800 PSI	184473M1 184472M93 180473M93 184473M93	MF-35,65,765	41000
	HYD. LIFT PUMP ASSY. 21 SPLINE MARK- I FILTER FACES UP PRESSURE 2300 - 2800 PSI	713916M92	MF - DI	41001
	HYD. LIFT PUMP ASSY. 10 SPLINE MARK - II FILTER FACES UP PRESSURE 2500-3000 PSI	899205M91	MF-135,165	41002
	HYD. LIFT PUMP ASSY. 10 SPLINE MARK-II FILTER FACES UP EXTRA DISTANCE PLATE FITTED PRESSURE 2800-3200 PSI	1684582T 886331M92 886682M97 886683M92 886684M97 1684582M92 1869615M91	MF-135,165,175,185	41003
	HYD. LIFT PUMP ASSY. 21 SPLINE MARK-II FILTER FACES UP EXTRA DISTANCE PLATE FITTED PRESSURE 2800-3200 PSI	1684583M92	MF -135,165,185	41004
	HYD. LIFT PUMP ASSY. 21 SPLINE MARK III FILTER FACES DOWN CURVE TYPE LEVER PRESSURE 2300-2800 PSI	3761330K91	MF - 240	41005
	HYD. LIFT PUMP ASSY. 21 SPLINE MARK III FILTER FACES DOWN CURVE TYPE LEVER PRESSURE 2800-3200 PSI	3761332K91	MF - 240	41006
	HYD. LIFT PUMP ASSY. CAM SHAFT MF 285 SAFETY VALVE MODIFIED CONTROL VALVE LEVER CURVED TYPE	N.P.N.	MF	41007

AFTERMARKET MF PARTS - OEM NAME OR PART NO. USED FOR REFERENCE ONLY

	<p>HYD. LIFT PUMP ASSY. 21 SPLINE MARK III FILTER FACES DOWN STRAIGHT LEVER PRESSURE 2800- 3200 PSI</p>	1662693M93	MF - 240,245,250	41008
	<p>HYD. LIFT PUMP ASSY. WITHOUT PRESSURE CONTROL UNIT WITH CURVE LEVER WITH SPECIAL BOLT</p>	N.P.N.	MF-135,165,185,240,265,275,285, 290,298,365,375,390,398,399,550, 565,575,590,595,675,690,699	41009
	<p>HYD. LIFT PUMP ASSY. WITHOUT PRESSURE CONTROL UNIT 21 SPLINE MARK III FILTER FACES DOWN STRAIGHT LEVER</p>	1683301M92 1683301M93 1661616M91 1672148M92 1868898M98 1872449M96	MF-135,165,185,240,265,275,285, 290,298,365,375,390,398,399,550, 565,575,590,595,675,690,699	41010
	<p>HYD. LIFT PUMP ASSY. WITH PRESSURE CONTROL UNIT 21 SPLINE MARK III FILTER FACES DOWN</p>	1870995M92 1675125M92 1672251M92 1872449M96 1868439M98 1872449M96	MF-240,245,255,265,290,298	41011
	<p>HYD. LIFT PUMP ASSY. WITH PRESSURE CONTROL UNIT 21 SPLINE MARK III FILTER FACES DOWN CURVE TYPE LEVER</p>	3773700M92	MF - 285	41012
	<p>HYD. LIFT PUMP ASSY. 21 SPLINE MARK III FILTER FACES DOWN CURVE TYPE LEVER</p>	3701159M91	MF - 399	41013
	<p>HYD. LIFT PUMP ASSY. DOUBLE FLOW (10 SPLINE)</p>	9002973M91	MF - 1215	41014
	<p>HYD. LIFT PUMP ASSY. DOUBLE FLOW (21 SPLINE)</p>	9002973M91	MF - 1215	41015

AFTERMARKET MF PARTS - OEM NAME OR PART NO. USED FOR REFERENCE ONLY

	<p>HYD. LIFT PUMP ASSY. 23MM SPLINE FILTER FACES UP PRESSURE 2300-2800 PSI</p>	10 53202100	532.02.100	IMT-539	41016
	<p>HYD. LIFT PUMP ASSY. 10 SPLINE FILTER FACES UP PRESSURE 2800 3200 PSI</p>	56002100	560.02.100	IMT-560,577	41017
	<p>HYD. LIFT PUMP ASSY. SINGLE CONTROL VALVE</p>	8700	FD9NHYD	TED - 20	41018
	<p>HYD. LIFT PUMP ASSY. DOUBLE CONTROL VALVE</p>	FD8NHYD		TED - 20 NEW MODEL	41019
	<p>HYD. PUMP REPAIR KIT</p>	189427M1 1810858M91	828927M91	MF-35,35X,65,765	41020
	<p>HYD. PUMP REPAIR KIT</p>	897507M92 1810859M91	883402M92	MF-135,165,175,185,MKII, MKIII	41021
	<p>HYD. PUMP REPAIR KIT</p>	884747M92 1810860M91 1862486M96		MF-135,165,175,185,MKII, MKIII	41022
	<p>HYD. PUMP REPAIR KIT</p>	884747M92 1810860M91		MF-135,165,175,185,MKII, MKIII	41023
	<p>HYD. PUMP REPAIR KIT</p>	884747M92 1810860M91 3611085M91		MF-240,375,390,398,399	41024

AFTERMARKET MF PARTS - OEM NAME OR PART NO. USED FOR REFERENCE ONLY

	HYD. PUMP REPAIR KIT	884747M92 1810860M91 1681789M91	MF-135,165,175,185,245,250,265, 275,285,290,298, 365,375390,398, 395,565,575,590,675,590 690,699, MKII, MKIII	41025
	HYD. PUMP REPAIR KIT 23MM	9923472T02	IMT-533,539,558	41026
	HYD. PUMP REPAIR KIT 25MM	9925040T02	IMT-560	41027
	HYD. PUMP REPAIR KIT O/M WITH VALVE CHAMBER BODY LH & RH	N.P.N.	TED - 20	41028
	HYD. PUMP REPAIR KIT O/M	N.P.N.	TED - 20	41029
	HYD. PUMP MAJOR KIT	1810858M91	MF-35,35X,65,765	41030
	HYD. PUMP MAJOR KIT	1810859M91	MF-135,165,175,185,MKII,MKIII	41031
	HYD. PUMP MAJOR KIT	1810860M91 1810860M92 1810860M93	MF-135,165,175,185,MK III,230, 245,255,265,275,285,290,298,565, 575,590,675,690,698,699	41032
	HYD. PUMP MAJOR KIT 23MM	N.P.N.	IMT-533,539	41033

AFTERMARKET MF PARTS - OEM NAME OR PART NO. USED FOR REFERENCE ONLY

	<p>HYD. PUMP MAJOR KIT 25MM</p>	<p>N.P.N.</p>	<p>IMT-560</p>	<p>41034</p>
	<p>HYD PUMP MINOR KIT WITH CAM BUSH</p>	<p>184471M1 184470M1 181999M1 827718M2 892604M1 180924M2 180925M2 1810678M91</p>	<p>MF-35,35X,65,765</p>	<p>41035</p>
	<p>HYD PUMP MINOR KIT WITH CAM BUSH</p>	<p>897491M1 827718M2 897493M1 180924M2 180925M2 1860038M1 1810678M91</p>	<p>MF-135,165,175,185,MKII,MKIII</p>	<p>41036</p>
	<p>HYD PUMP MINOR KIT WITH CAM BUSH</p>	<p>897493M1 180924M2 180925M2 1868465M3 1860068M1 1868441M1 1868743M1 1810678M91</p>	<p>MF-135,165,175,185,MK-III,245, 255,265,275,285,290,298,565,575, 590,675,690,699</p>	<p>41037</p>
	<p>HYD PUMP MINOR KIT WITH CAM BUSH 23MM</p>	<p>51200296 51200297 181999M1 827718M2 892604M1 180924M2 180925M2 1810678M91</p>	<p>IMT-533</p>	<p>41038</p>
	<p>HYD PUMP MINOR KIT WITH CAM BUSH 25MM</p>	<p>56002106 56002104 56002105 181999M1 827718M2 180924M2 180925M2 1810678M91</p>	<p>IMT-560</p>	<p>41039</p>
	<p>CONTROL VALVE MARK-I</p>	<p>189427M91 189427M92</p>	<p>MF-35,FE35 TO 35,35X,765</p>	<p>41040</p>
	<p>CONTROL VALVE MODIFIED DESIGN DEVELOPED BY T PATENT NO. 197185</p>	<p>U & REPLACES IN PLACE OF THIS PART NO 189427M91</p>	<p>MF-35</p>	<p>41041</p>
	<p>CONTROL VALVE MARK-II LENGTH 217 MM</p>	<p>897507R94 897507M92</p>	<p>MF-135,165,175,185,MKII,MKIII</p>	<p>41042</p>

AFTERMARKET MF PARTS - OEM NAME OR PART NO. USED FOR REFERENCE ONLY

	CONTROL VALVE MARK-II LENGTH 217 MM	N.P.N.	MARK - II	41043
	CONTROL VALVE WITH SLEEVE MARK-II SQUARE ROD LENGTH 219 MM SLEEVE IN ONE PIECE	1862486R96 1862486M96 1862488M95 1864570M93	MF-135,175,185,MKII,MKIII	41044
	CONTROL VALVE WITH SLEEVE MARK-II SQUARE ROD LENGTH 219 MM WITH GASKET & SQUARE PLATE SLEEVE IN ONE PIECE	1862486R96 1862486M96 1862488M95 1864570M93	MF-135,165,175,185,MKII MKIII	41045
	CONTROL VALVE WITH SLEEVE MARK-II SQUARE ROD LENGTH 219 MM SLEEVE IN 3 PIECES	1660209M91	MF-1078	41046
	CONTROL VALVE WITH SLEEVE MARK-III ROUND ROD LENGTH 198 MM	1870763M92	MF-135,165,175,185,MKIII,230, 235,245,255,265,275,285,290,298, 565,575,590	41047
	CONTROL VALVE WITH SLEEVE MARK-III SQUARE ROD LENGTH 190 MM	3611085M91	MF-240,290,290,375,390, 393,398, 399	41048
	CONTROL VALVE WITH SLEEVE MARK-III SQUARE ROD LENGTH 198 MM	1681789M91	MF-135,165,175,185,240,265,275, 285,290,298,340,365,375,390,398, 675, 690,MK III	41049
	CONTROL VALVE WITH SLEEVE MARK-III SQUARE ROD LENGTH 198 MM GROOVE FOR LUBRICATION ON VALVE	REPLACE 1681789M91	MF-135,165,175,185,240,265,275, 285,290,298,340,365,375,390,398, 675,690,MK-III	41050
	CONTROL VALVE WITH SLEEVE MARK-III LENGTH 198 MM THICK	1617141M91	MF-285 (US Model)	41051

AFTERMARKET MF PARTS - OEM NAME OR PART NO. USED FOR REFERENCE ONLY

	CONTROL VALVE ASSY.	1053 2425 9N640 181163M1 181163M91 3726019M1	TED - 20,TEA-20,TEF-20	41052
	RELIEF VALVE PRESSURE 2300-2800 PSI	190537M91	MF-35,FE35,35X,135,165,175,240 365,390,390T,765,398,399	41053
	RELIEF VALVE PRESSURE 2300-2800 PSI COLOUR CODE: SELF COLOR	828927M91 828927M92 190537M91 1662591M91	MF-35,FE35,35X,40E, 50E,65, 135,165,175,178,230,240,250,340, 365,390,390T,398,399,765,835	41054
	RELIEF VALVE PRESSURE 2300-2800 PSI DESIGN DEVELOPED BY U & T	REPLACE IN PLACE PART NO. 828927M91	MF-35,FE35,35X,1035	41055
	RELIEF VALVE PRESSURE 2500-3000 PSI COLOUR CODE:- YELLOW	883402M92	MF-135,165,175,185,MKII,230, 240,245,250	41056
	RELIEF VALVE PRESSURE- 2700-3200 PSI COLOUR CODE:- BLACK	884747M92 884747M93	MF-165,175,240,265,275,285,290 375	41057
	RELIEF VALVE PRESSURE 2300-2800 PSI COLOUR CODE- SELF COLOUR	56002210	IMT-542,577	41058
	RELIEF VALVE PRESSURE- 2800-3200 PSI	N.P.N.	MF-399	41059
	RELIEF VALVE ROUND BODY PRESSURE 3000 PSI	1662590M91	MOST OF LATIN AMERICAN MF MODELS	41060
	RELIEF VALVE HEX BODY PRESSURE- 3200 PSI	N.P.N.	MOST OF LATIN AMERICAN MF MODELS	41061
	RELIEF VALVE HEX BODY PRESSURE- 2700-2800 PSI FOR HIGH FLOW PUMP	038639T1 3401834M91	MF-350,352,355,360,365,372,390, 398,399	41062
	RELIEF VALVE HEX BODY WITH CASTING SHROUD	3808324M93	MF- 399	41063

AFTERMARKET MF PARTS - OEM NAME OR PART NO. USED FOR REFERENCE ONLY

	RELIEF VALVE PRESSURE -2050 PSI	8N638	TED - 20	41064
	RELIEF VALVE PRESSURE 2050 PSI	2174 204887 207887 181087M1 181087M91	TED-20,TEA-20,TEF-20,FF-30DS	41065
	PRESSURE CONTROL UNIT ASSY.	1680061M91 1869966M96 1869966M97 1869966M98	MF-165,185,240,245,265,275,285, 290,298,565,575,590,675,690,698	41066
	CHAMBER REPAIR KIT (SET OF 24 PCS) CONSISTING OF INLET VALVE-4, OUTLET VALVE-4, INLET SPRING - 4, OUTLET SPRING - 4, CIRCLIP - 4, 'O' RING - 4	827718M2 894907M91 1810678R91 1810678M91	MF-MK1,MKII,MKIII,35,65,135, 165,175,185,240,265,275,285,290, 298,365,375,390,398,399,575,590, 675,690,765	41067
	CHAMBER VALVE REPAIR KIT (SET OF 70 PCS)	830997M91	MK-I, MK-II, MK-III (SUITABLE FOR ALL MODELS)	41068
	CHAMBER REPAIR KIT (3 TYPE LOCK) (SET OF 32 PCS) CONSISTING OF INLET VALVE - 4, OUTLET VALVE - 4, INLET SPRING - 4, OUTLET SPRING - 4, INTERNAL CIRCLIP - 4, WIRE CIRCLIP SMALL DIA - 4, WIRE CIRCLIP LARGE DIA - 4, 'O' RING - 4	827718M2 1868743M1 1810678M91	MF-MK1,MKII,MKIII,35,65,135, 165,175,185,240,265,275,285,290, 298,365,375,390,398,399,575,590, 675,690,765	41069
	CHAMBER REPAIR KIT (SET OF 14 PCS)	2496	TED-20,2N,8N,9N,TE20,TE20A, TE20D,TE20F,TO20	41070
	HYD. PUMP MINOR KIT	184470M1 181999M1 827718M2 892604M1 184471M1 1810678M91	MF-35,65,765	41071
	HYD. PUMP MINOR KIT	1860038M1 827718M2 897493M1 897491M1 1810678M91	MF-135,165,185,240,265,285	41072

AFTERMARKET MF PARTS - OEM NAME OR PART NO. USED FOR REFERENCE ONLY

	HYD. PUMP MINOR KIT		897493M1 1860038M1 1868441M1 1868743M1 1868435M3 1810678M91	MF-135,165,175,185,240,245,265, 275,285,290,298,365,375,390,398, 565,575,590,675,690,698,MKII, MKIII	41073
	HYD. PUMP MINOR KIT 23MM		51200296 51200297 181999M1 827718M2 892604M1 1810678M91	IMT-539	41074
	HYD. PUMP MINOR KIT 25MM		56002106 56002104 56002105 181999M1 827718M2 1810678M91	IMT-560	41075
	HYD. LIFT PUMP CAM SHAFT 10 SPLINE LONG LENGTH		181994M1	MF-FE-35,35,35X,65,765	41076
	HYD. LIFT PUMP CAM SHAFT 10 SPLINE		181993M91	MF-35,65,135,150,165,175	41077
	HYD. LIFT PUMP CAM SHAFT 10 SPLINE LONGER SPLINE		899915M92 1809048M1 889154M91 899154M91	MF-MK-III,135UK,150,165,175, 180,280,285	41078
	HYD. PUMP CAM SHAFT 21 SPLINE		1868544M92	MF-DI	41079
	HYD. LIFT PUMP CAM SHAFT 21 SPLINE GROOVES	2	1868545M2 1684620M1 1868545M2 1684620M91 1868544M91 1868544M92 1868545M91	MF-165,185,240,245,265,275,285, 290 298,365,375,390,398,399,565, 675,690,698,698T,699	41080
	HYD. LIFT PUMP CAM SHAFT 21 SPLINE LONGER SPLINE GROOVES	3	1871781M92	MF-285	41081
	HYD. LIFT PUMP CAM SHAFT 21 SPLINE		1684621M1 1684621M91	MARK - II	41082
	HYD. LIFT PUMP CAM SHAFT 10 SPLINE		55502170 555.02.170	IMT-560,542	41083

AFTERMARKET MF PARTS - OEM NAME OR PART NO. USED FOR REFERENCE ONLY

	HYD. LIFT PUMP CAM SHAFT 21 SPLINE	3613194M1	MF-399	41084
	HYD. LIFT PUMP CAM SHAFT D/FLOW 10 SPLINE	9002250M91	MF-1215	41085
	HYD. LIFT PUMP CAM SHAFT OLD MODEL	N.P.N	TED 20	41086
	HYD. LIFT PUMP CAM SHAFT NEW MODEL	N.P.N	TED 20	41087
	HYD. LIFT PUMP CAM SHAFT DOUBLE CAM 21 SPLINE	9002250M91	MF-1215	41088
	VALVE CHAMBER BODY ASSY. INCLUDING VALVES KIT & PLUGS	184471M1 188471M1 181999M1 194471M1 1810678M91	MF-35,65,765	41089
	VALVE CHAMBER BODY ASSY. INCLUDING VALVES KIT & PLUGS	897491M1 888702M1 888702M2 181999M1 194471M1 1810678M91	MF-135,165,185,240,265,285, MK-II	41090
	VALVE CHAMBER BODY ASSY. INCLUDING VALVES KIT & PLUGS	1868741M1 1868743M1 1868435M3 1868435M91 3699709M91 1810678M91	MF-245	41091
	VALVE CHAMBER BODY ASSY. INCLUDING VALVE KIT & PLUGS PISTON BORE 23 MM	51200296 181999M1 194471M1 1810678M91	IMT-533,539,558	41092
	VALVE CHAMBER BODY ASSY. INCLUDING VALVE KIT & PLUGS PISTON BORE 25 MM	56002106 181999M1 194471M1 1810678M91	IMT-542,577	41093
	VALVE CHAMBER BODY ASSY. RH + LH	9N621 9N622 181074M91 181076M91	TED20,2N,8N,9N	41094
	VALVE CHAMBER BODY ASSY. RH INCLUDING VALVES KIT & PLUGS	9N621 181074M91	TED20,2N,8N,9N	41095
	VALVE CHAMBER BODY ASSY. LH INCLUDING VALVES KIT & PLUGS	9N622 181076M91	TED20,2N,8N,9N	41096
	VALVE CHAMBER BODY	184471M1 188471M1 188471V1	MF-35,35X,FE35,135,165,175,765	41097

AFTERMARKET MF PARTS - OEM NAME OR PART NO. USED FOR REFERENCE ONLY

	VALVE CHAMBER BODY	897491M1 888702M1 888702M2	MF-135,165,185,240,265,285, MK II	41098
	VALVE CHAMBER BODY	1868435M3 1868734M3 1868435M91 3699709M91	MF-135,165,175,185,240,245,250, 265,275,285,290,298,365,375,390, 398,565,575,590,675,690,MK II MK III	41099
	VALVE CHAMBER BODY PISTON BORE 23 MM	51200296 51200296K	IMT-533,539,558	41100
	VALVE CHAMBER BODY PISTON BORE 25 MM	56002106 56002106(K)	IMT-542,577	41101
	VALVE CHAMBER BODY SET SET OF 2 PCS RH + LH	9N621 9N622 105102 181074M91 181076M91	TED20,2N,8N,9N	41102
	VALVE CHAMBER BODY RH	7207	TED20,2N,8N,9N	41103
	VALVE CHAMBER BODY LH	7208	TED20,2N,8N,9N	41104
	HYD. LIFT PUMP BODY FRONT	182006M91	MF-35,65,765	41105
	HYD. LIFT PUMP BODY FRONT	897487M91	MF-135,165,175	41106
	HYD. LIFT PUMP BODY FRONT	1665499M91	MF-245,240	41107
	HYD. LIFT PUMP BODY FRONT	4243743E01	MAHAMAHAN	41108
	HYD. LIFT PUMP BODY FRONT	9000962M2	MF-1215	41109
	HYD. LIFT PUMP BODY CENTRE BODY	9002608M1	MF-1215	41110

AFTERMARKET MF PARTS - OEM NAME OR PART NO. USED FOR REFERENCE ONLY

	HYD. LIFT PUMP BODY REAR	182005M93	MF-35,65,765	41111
	HYD. LIFT PUMP BODY REAR	897488M91	MF-135,165,175	41112
	HYD. LIFT PUMP BODY REAR SUITABLE FOR RELIEF VALVE THREAD 9/16 UNF	1696260M1	MF-245,240	41113
	HYD. LIFT PUMP BODY REAR SUITABLE FOR PRESSURE CONTROL UNIT THREAD SIZE 3/8" BSW	1665610M2 1665609M92	MF-285	41114
	HYD. LIFT PUMP BODY REAR	9002679M3	MF-1215	41115
	HYD. PUMP COUPLING SPLINE	10 180926M1	MF-35,65,135,150,165,175,765	41116
	HYD. PUMP COUPLING SPLINE	21 1868538M4 1868538M1	MF-240,245,265,275,285,290,298, 375,393,398,399,690,698	41117
	HYD. PUMP COUPLING SPLINE	21 1868554M1	MF-399	41118
	CAM BLOCK FRONT WITH LIP WITHOUT LIP PCS	REAR SET OF 2 180924M2 180925M2	TE20 MF-35 TURF & UTILITY, 35, 65, 135,150, 148,158,165, 168, 175, 178, 185, 188, 230, 240,245, 250, 265,275,285,290,298,340,350, 360, 365, 375,382,382N , 90,390T, 398, 565, 575, 590, 595 675 690 765	41119
	CAM BLOCK FRONT WITH LIP	53202101 180924M2 180914M2 894607M1		41120
	CAM BLOCK REAR WITHOUT LIP	53202103 180925M2 180925M1 894608M1		41121

AFTERMARKET MF PARTS - OEM NAME OR PART NO. USED FOR REFERENCE ONLY

	CAM BLOCK CUT TYPE	9000976M1		MF-1215	41122
	CAM BLOCK	1042 181066M1	9N617A 181066M91	TED-20,2N,8N,9N,TE20,TE20A, TE 20D,TE20F,TO20,	41123
	CAM BLOCK	N.P.N.		TED-20 NEW MODEL	41124
	HYD. PUMP BODY BUSH GUN METAL	195949M1		MF-35,65,765,135,165,175,185, 240,245,265,275,285,290,298,365, 375,390,398,399,565,575,590,675, 690	41125
	HYD. PUMP BODY BUSH METAL	BI 1664491M1 1664491M2 1865012M1		MF-35,65,765,135,165,175,185, 240,245,265,275,285,290,298,365, 375,390,398,399,565,575,590,675, 690	41126
	HYD. PUMP BODY BUSH	1059 181095M1	9N649A	TED - 20,TE20A,TE20D,TE20F, TO20, 65,2N,8N,9N	41127
	HYD. PUMP SQUARE PISTON 23MM DIA SGI STEEL	190799M1	184470M1	MF-35,35X,65,765,135,150,165, 175	41128
	HYD. PUMP SQUARE PISTON 25 MM DIA STEEL	SGI 897492M1 518476M1 1860038M1 3148071M1		MF-65,135,165,175,185,240,265, 275,285,290,298,365,390,399,575, 590,675,690,699,MK II MK III	41129
	HYD. PUMP SQUARE PISTON 20 MM DIA STEEL	SGI 4009 890675M1	9N615	TED - 20,TE20,TE20A,TE20D, TE20F, 2N,8N,9N	41130

AFTERMARKET MF PARTS - OEM NAME OR PART NO. USED FOR REFERENCE ONLY

	HYD. PUMP SQUARE PISTON 20 MM DIA SGI STEEL	181043M1	TED - 20	41131
	HYD. PUMP SQUARE PISTON 23MM DIA SGI STEEL	51200297	IMT - 533,539,558	41132
	HYD. PUMP SQUARE PISTON 25 MM DIA SGI STEEL	56002104	IMT- 560	41133
	HYD. PUMP SQUARE PISTON RING 23 MM DIA	190848M1 892604M1	MF-35,35X,FE35,65,765,835	41134
	HYD. PUMP SQUARE PISTON RING 25 MM DIA	377532X1 897493M1 897793M1 897793M91	MF-65,135,165,175,185,240,265, 275,285,290,298,365,375,390,398, 399,575,590,595,675,690,698,699	41135
	HYD. PUMP SQUARE PISTON RING 23 MM DIA	N.P.N.	IMT	41136
	HYD. PUMP SQUARE PISTON RING 25 MM DIA	56002105	IMT	41137
	HYD. PUMP CONTROL VALVE LEVER	180952M91	MF-35,65,765	41138
	HYD. PUMP CONTROL VALVE LEVER	189370M91	MF-35,35X,65,765	41139
	HYD. PUMP CONTROL VALVE LEVER	56002220	IMT- 560	41140
	HYD. PUMP CONTROL VALVE LEVER	897516M91	MF-135,165,175,185,MK-I,MK-II	41141
	HYD. PUMP CONTROL VALVE LEVER	897516M91	MARK - II	41142
	HYD. PUMP CONTROL VALVE LEVER	1868471M91	MF-135,165,175,185,240,245,255 265,275,285,MKIII,565,575,590 675,690,699	41143

AFTERMARKET MF PARTS - OEM NAME OR PART NO. USED FOR REFERENCE ONLY

	HYD. PUMP CONTROL VALVE LEVER (CURVE TYPE)	3610175M91	MF-240,275,285,290,365,375,390	41144
	HYD. PUMP FILTER (STRAINER)	521451M1 185551M92 185551M93 884906M92	MF-35,135,165,175	41145
	HYD. PUMP FILTER (STRAINER) 89 x 62 MM	1660715M92 1687042M91 1870199M92 1810744M91	MF-235,240,245,255,265,275,285 365,375,390	41146
	HYD. PUMP FILTER (STRAINER)	3700504M91	MF-399	41147
	HYD. FILTER AUXILIARY (72MM X 160 MM)	1674984M91 1674984M92 1810694M91 1810694M92	MF-240,255,265,285,290,298,365, 375,390,398,399,560,590,675,690	41148
	HYD. PUMP FILTER LONG (55 MM X 120 MM)	3700504M91	MF - 399	41149
	HYD. PUMP FILTER (STRAINER)	9002971M91	MF-1215	41150
	HYD. PUMP FILTER (STRAINER)	56002240	IMT-542,577	41151
	HYD, PUMP FILTER HOUSING ASSY.	N.P.N.	MF-148,165,240,245,265,285,290	41152
	HYD. PUMP FILTER (STRAINER) HOUSING (ALLUMINIUM)	189373M1	MF-35,65,765	41153
	HYD. PUMP FILTER (STRAINER) HOUSING (ALLUMINIUM)	56002123	IMT-560	41154
	HYD. PUMP FILTER (STRAINER) HOUSING (ALLUMINIUM)	886459M91 1870073M1	MARK - II	41155

AFTERMARKET MF PARTS - OEM NAME OR PART NO. USED FOR REFERENCE ONLY

	HYD. PUMP FILTER (STRAINER) HOUSING (ALLUMINIUM)	3599949M1 1870072M2 1870812M92	MF-148,165,240,245,265,285,290	41156
	HYD. PUMP FILTER HOUSING COVER STEEL O/M	189367M2	MF-35,135,245	41157
	HYD. PUMP FILTER HOUSING COVER STEEL N/M	N.P.N.	MF-35	41158
	HYD. PUMP FILTER HOUSING COVER STEEL	56002125	IMT- 560	41159
	HYD. PUMP FILTER HOUSING COVER STEEL	897515M1	MF-135	41160
	HYD. PUMP FILTER HOUSING COVER STEEL	1869607M92	MARK-II,MF-1078	41161
	HYD. PUMP FILTER HOUSING COVER STEEL	1870807M1	MF-240,245	41162
	HYD. PUMP FILTER HOUSING COVER STEEL	3599748M91	MF-240,399	41163
	HYD. PUMP NON RETURN VALVE	1870811M1	MF-245,285	41164
	HYD. PUMP FILTER KIT	521451M1 185839M91 185839M92	MF-35,35X,165,175,185	41165
	HYD. PUMP FILTER BODY CAP & BOWL	185839M1 185555M1	MF-35,65,765	41166
	HYD. PUMP FILTER CAP	1869617M92	MK-II,MF-1078	41167
	HYD. PUMP FILTER CAP	1671633M1	MF-230,235,240,245,250,255,265, 275,285,360,375,390	41168
	HYD. PUMP WASHER	1664589M1	MF-240,245,265,285	41169

AFTERMARKET MF PARTS - OEM NAME OR PART NO. USED FOR REFERENCE ONLY

	HYD. PUMP PATTI	1869831M1	MF-240,245,265,285	41170
	HYD. PUMP FILTER LEVER	1868453M2	MF-240,245,265,285	41171
	HYD. PUMP OSCILLATOR BODY	182002M1	MF-35,65,765	41172
	HYD. PUMP OSCILLATOR BODY	897496M91 1660212M91	MF-135,1078	41173
	HYD. PUMP OSCILLATOR BODY	1869826M93 1869826M92	MF-65,135,165,185,235,240,245, 265 275,285,290,298,365,375,390, 398,399,565,575,590,675,690,699, 765	41174
	HYD. PUMP OSCILLATOR BODY	N.P.N.	MF-241	41175
	HYD. PUMP BALANCER TUBE	1686740M1	MF -65,135,145,165,MKIII,185, 235,240,245,265,275,285,290,298, 340,362,365,375,390,398,399	41176
	HYD. PUMP OSCILLATOR LINK	180934M1	MF-35,135	41177
	HYD.PUMP PRESSURE CONTROL ALLUMINIUM BRACKET ASSY.	N.P.N.	MF-133,135,165,185,565,575,590 675,690,698,698 T,699	41178
	HYD. PUMP PRESSURE CONTROL ALLUMINIUM BRACKET	1868504M1	MF-135,165,185,565,575,590,675 690,698,699	41179
	HYD PUMP PRESSURE CONTROL UNIT DIAPHRAM	1860114M91	MF-135,165,185,565,575,590,675 690,698,699	41180

AFTERMARKET MF PARTS - OEM NAME OR PART NO. USED FOR REFERENCE ONLY

	HYD PUMP PRESSURE CONTROL UNIT LEVER	1870293M1	MF-135,165,185,565,575,590,675 690,698,699	41181
	HYD. PUMP CONTROL VALVE PIN (ROUND HEAD)	56002230	IMT- 560	41182
	HYD. PUMP CONTROL VALVE PIN (ROUND HEAD)	189364M91	MF-35,65,765	41183
	HYD. PUMP CONTROL VALVE PIN (SQUARE HEAD)	180937M91	MF-35,65,765	41184
	HYD. PUMP CONTROL VALVE SPRING	180940M91	MOST OF MF MODELS	41185
	HYD. PUMP CONTROL VALVE SLEEVE	183838M1	MF-35,135	41186
	HYD. PUMP CONTROL VALVE SPACER	180947M1	MF-35,135	41187
	HYD. PUMP CONTROL VALVE WASHER BIG	180948M1	MF-35,135	41188
	HYD. PUMP CAM FLOWER	180933M1	MF-65,135,165,175,185,240,250, 265,275,285,290,298,375,390,398, 399	41189
	CAM SHAFT RING	9001208M1	MF-1215	41190
	HYD. PUMP CONTROL VALVE LEVER STUD WITH NUT	826760M1	MF-35	41191
	HYD. PUMP CONTROL VALVE LEVER GUIDE BRACKET	189368M1	MF-35,65,135,765	41192
	HYD. PUMP CONTROL VALVE LEVER STUD WITHNUT	56002144 560.02.144	IMT-560	41193
	HYD. PUMP CONTROL VALVE LEVER GUIDE BRACKET	56002126	IMT- 560	41194
	HYD. PUMP CONTROL VALVE GUIDE SQUARE	N. P. N.	MF-135	41195
	HYD. PUMP CONTROL VALVE GUIDE SQUARE	1862576M2	MF-245,240	41196
	HYD. PUMP CONTROL VALVE ROLLER WITH PIN	897599M1 2 pcs 897504M1 1 pcs	MF-135,165,175,240,245,255,265, 275,285,390,398	41197

AFTERMARKET MF PARTS - OEM NAME OR PART NO. USED FOR REFERENCE ONLY

	HYD. PUMP CONTROL VALVE LEVER ROLLER	898202M1		MF-135,165,175,185	41198
	HYD. PUMP FILTER STUD WITH NUT	377531X01	363645X01	MF-35,65,135,765	41199
	HYD. PUMP FILTER STUD WITH NUT	56002121		IMT- 560	41200
	HYD PUMP PLATE STUD	377528X01		MF-35,65,135,765	41201
	HYD. PUMP STUD NUT BIG 3/8" UNF GROOVE	1871660M1	WITH	MF-35,65,135,765	41202
	HYD.PUMP STUD NUT SMALL 3/8" UNF WITHOUT GROOVE	1871659M1		MF-35,65,135,765	41203
	HYD.PUMP BEARING B-108 I/D = 5/8" O/D = 13/16". DEPTH =12.5 MM	M22551 1000251M1		MF-35,65,135,165,175,185,240, 245,265,275,285,290,298,375,390, 398,399	41204
	HYD. PUMP VALVE CHAMBER PLUG	181999M1		MF-33,35,35X,65,135,165,175, 178,765	41205
	HYD. PUMP VALVE CHAMBER PLUG	1868741M1		MF-135,165,175,185,240,245,265, 275,285,290,298,365,372,375,390, 398,399	41206
	HYD. PUMP VALVE CHAMBER PLUG	1051		TED 20	41207
	LIFT PUMP DOWEL (PIN PUMP SUPPORT) W/O SOULDER	180905M1	7/16" DIA	MF-35,35X,65,765	41208
	HYD. LIFT PUMP DOWEL WITH SOULDER	898643M1		MF-135,165,175,240,245,255,265, 275 285,365,375,390,398,399,690, 698,699	41209
	HYD.LIFT PUMP DOWEL & PIVOT	898937M1		MF-165,175,185,240	41210

AFTERMARKET MF PARTS - OEM NAME OR PART NO. USED FOR REFERENCE ONLY

	HYD. LIFT HEAD ASSY.	190861M1 1870950M1	MF-35	41211
	HYD. LIFT HEAD ASSY.	1870951M1	MF-245	41212
	HYD. LIFT HEAD ASSY.	1870952M92	MF-185,265,285	41213
	HYD. LIFT HEAD ASSY	1693547M1 378078X91 1693547M91 1693551M91 3761903M91	MF-285	41214
	HYD. LIFT HEAD	190861M1 1870950M1	MF-35,65,135,765	41215
	HYD. LIFT HEAD	56002350	IMT-560	41216
	HYD. LIFT HEAD	1870955M2 1870952M91 1870952M92	MF-165,185,240,265,285	41217
	HYD. LIFT HEAD	1870951M1	MF-245	41218
	HYD. LIFT HEAD	1693547M1 1693547M91 1693551M91 3761903M91	MF-135,145,240,255,275,290,298, 575,590,675	41219
	HYD. LIFT SELECTOR ASSY. 3/8 " NTP	N.P.N.	MF- 35,135,150,165,175,178,180, 185,240	41220








AFTERMARKET MF PARTS - OEM NAME OR PART NO. USED FOR REFERENCE ONLY

	HYD. LIFT SELECTOR ASSY.	N.P.N	MF-285	41221
	HYD. LIFT SELECTOR ASSY.	N.P.N.	MF	41222
	HYD. LIFT SELECTOR ASSY.	N.P.N.	MF	41223
	DOUBLE PILOT VALVE	N.P.N.	MF	41224
	HYD. LIFT HEAD CAP	180908M1 190809M1 520933M91 182373M91	MF-135,145,165,175,185,240,245, 265,275,285,290,298,365,375,390, 393,398,399	41225
	RAM CYLINDER WITH PISTON & RING ASSY. 76MM	190859M1 184443M1 184447M1	MF-35	41226
	RAM CYLINDER WITH PISTON & RING ASSY. 79MM	897560M1 897560M3 1665737M91	MF-245	41227
	RAM CYLINDER WITH PISTON & RING ASSY. 83MM	56002371 56002381 56002382 56002383	IMT-560	41228
	RAM CYLINDER WITH PISTON & RING ASSY. 85MM	1671082M1 1665738M1 3761478M1 3761475M1	MF-285	41229
	RAM CYLINDER WITH PISTON & RING ASSY. 93MM	516571M3 3599859M1 1693921M93 1693932M91	MF-398T	41230
	RAM CYLINDER 64MM	7248 201183 180884M1 829382M1	TE20,TEA20,TEF20,TO20,TO30	41231
	RAM CYLINDER 3" 76 MM	190859M1	MF-35,65,135	41232

AFTERMARKET MF PARTS - OEM NAME OR PART NO. USED FOR REFERENCE ONLY

	RAM CYLINDER MM	83	56002371 560.02.371	IMT- 560	41233
	RAM CYLINDER 3.1/8" MM	79	897560M1 897560M2 897560M3 897560M93	MF-135,165,240,245	41234
	RAM CYLINDER 3.3/8" MM	85	897594M2 897594M3 897594M5 897594M6 1671082M1	MF-135,165,175,245,255,265,275, 285,298,690,699	41235
	RAM CYLINDER 3.21/32 MM	93	516571M3 3599859M1	MF-375,390,390T,393,396,399	41236
	RAM CYLINDER PISTON 76 MM THREE RING GROOVE		184443M1 184443M91 828607M91	MF-35,35X,65,765	41237
	RAM CYLINDER PISTON 76MM FOUR RING GROOVE		713288M91	MF-35,65,765	41238
	RAM CYLINDER PISTON 83MM THREE RING GROOVE		56002381	IMT 560	41239
	RAM CYLINDER PISTON 79MM THREE RING GROOVE		1665737M91	MF-135,230,240,245,255,265,275	41240
	RAM CYLINDER PISTON 79MM SINGLE RING GROOVE		897561M1 1665737M91	MF-135,240,245,255,265,275	41241
	RAM CYLINDER PISTON 83MM SINGLE RING GROOVE		56002381	IMT- 560	41242
	RAM CYLINDER PISTON 85MM SINGLE RING GROOVE		897595M91 1665738M1 1665738M91	MF-135,175,245,255,265,270,275 285,298,698,699	41243
	RAM CYLINDER PISTON 85 M.M THREE RING GROOVE		181983M1 899596M91	MF-165,175,185,178,285	41244












AFTERMARKET MF PARTS - OEM NAME OR PART NO. USED FOR REFERENCE ONLY

	RAM CYLINDER PISTON 93 MM SINGLE RING GROOVE	1693921M93	MF-275,290,375,390,393,396,398 399	41245
	RAM CYLINDER PISTON 93 M.M THREE RING GROOVE	N.P.N.	MF-275,290,375,390,396,398,399	41246
	RAM CYLINDER PISTON RING 64MM STEEL RING	N.P.N.	TED-20	41247
	RAM CYLINDER PISTON RING 76 MM STEEL RING - 3	830741M91 184443M1 X 3PC	MF-35,65,765	41248
	RAM CYLINDER PISTON RING 76 MM STEEL RING - 3 RUBBER RING-1 SET OF 4 PCS	N.P.N.	MF-35,65,765	41249
	RAM CYLINDER PISTON RING 79 MM STEEL RING - 3	897564M1	MF-165,240,245,255,265,275	41250
	RAM CYLINDER PISTON RING 83MM STEEL RING - 3	56002382 56002383	IMT-560	41251
	RAM CYLINDER PISTON RING 85MM STEEL RING - 3	897597M1	MF-175,185,265,275,285,290,298, 565,575,590,675,690,699	41252
	RAM CYLINDER PISTON RING 93MM STEEL RING - 3	N.P.N.	MF-399	41253
	RAM CYLINDER PISTON TEFNOL RING WITH RUBBER RING 79MM BLACK TEFNOL SET OF 2 PCS	3761478M1 3761475M1 2528203K1 2528204K1	MF-135,165,240,245,250,255,265, 275	41254
	RAM CYLINDER PISTON TEFNOL RING WITH RUBBER RING 85MM BLACK TEFNOL SET OF 2 PCS	3761477M1 3761474M1 2528201K1 2528202K1	MF-175,185,265,275,285,290,298, 565,575,590,675,690,699	41255
	RAM CYLINDER PISTON TEFNOL RING WITH RUBBER RING SET BLACK TEFNOL 93 MM SET OF 2 PCS.	1693932M91	MF-398T	41256
	RAM CYLINDER PISTON TEFNOL RING WITH RUBBER RING WHITE TEFNOL 79MM SET OF 2 PCS	3761478M1 3761475M1 2528203K1 2528204K1	MF-135,165,240,245,255,265,275, 550	41257
	RAM CYLINDER PISTON TEFNOL RING WITH RUBBER RING WHITE TEFNOL 85MM SET OF 2 PCS	2528201K1 2528202K1 3761477M1 3761474M1 1665684M91	MF-175,185,260,265,275,285,290, 298,565,575,590,675,690,698,699	41258
	RAM CYLINDER PISTON TEFNOL RING WITH RUBBER RING SET WHITE TEFNOL 93 MM SET OF 2 PCS.	1693932M91	MF-398T	41259













AFTERMARKET MF PARTS - OEM NAME OR PART NO. USED FOR REFERENCE ONLY

	HYD. LIFT RAM ROD	191211M1	MF-35,65,135,165,765, FE135	41260
	HYD. LIFT RAM ROD	56002309	IMT-560	41261
	HYD. LIFT RAM ROD	886410M1	MF-135,165,185,240,250,260,265, 275 285,290	41262
	HYD. LIFT RAM ROD HOLE TYPE	886410M1 HOLE TYPE	MF-240	41263
	HYD. LIFT RAM ROD PIN N/M	195583M1	MF-35	41264
	STUD-HYDRAULIC CYLINDER (9/16"x4" UNF)	899257M1 908934M1 1667579M2	MF-135,165,175,185,265,285,290, 575,590,675,690	41265
	HYDRAULIC CYLINDER STUD 9/16"x 3" UNF	899258M1 1667580M1 1667580M2	MF-135,165,175,185,265,285,290, 365,375,390,398,399,575,590,675, 690	41266
	LIFT HEAD QUADRANT ASSY.	N.P.N.	MF-35,135	41267
	LIFT HEAD QUADRANT ASSY.	N.P.N.	MF-240,245	41268
	LIFT HEAD QUADRANT ASSY.	N.P.N.	MF-185,285	41269
	HYD. LIFT QUADRANT SUPPORT (RETAINED BY SCREW)	898197M1 1884238M1 1884283M1	MF-135,165,175,255,285	41270
	HYD. LIFT QUADRANT SUPPORT CASTING	1870240M1	MF-135,165,185,245,255,265,275, 285,290,298,375,390,398,399,575, 590,675,699	41271
	HYD.LIFT ARM SHAFT 37 SPLINE SINGLE HOLE	713286M1 184359M2 353558X1 184359M91	MF-35,135,765	41272
	HYD. LIFT ARM SHAFT 37 SPLINE DOUBLE HOLE	713286M1 184359M2 353558X1 184359M91	MF-35,65,135,765	41273
	HYD. LIFT ARM SHAFT 37 SPLINE TRIPPLE HOLE	713286M1 184359M2 353558X1 184359M91	MF-35,65,135,765	41274
	HYD.LIFT ARM SHAFT	56002308	IMT- 560	41275


AFTERMARKET MF PARTS - OEM NAME OR PART NO. USED FOR REFERENCE ONLY

	HYD. LIFT ARM SHAFT SPLINE	51	899149M3	897567M3	MF-135,165,168,175,185,240,245,255,265,275,285,290,365,375,390	41276
	HYD. LIFT ARM SHAFT LIGHT RADIUS GROOVE ON O.D.		N.P.N.		MF-285	41277
	HYD. LIFT ARM SHAFT BUSH SINTERED	O.D. - 2.3/8" I.D. - 2" LENGTH - 1.13/38	181018M1	180896M1	MF-35,65,135,165,765	41278
	HYD. LIFT ARM SHAFT BUSH SINTERED	O.D. - 2.3/8" I.D. - 2. 3/16" LENGTH - 1.13/32	1870934M1		MF-245,240	41279
	HYD. LIFT ARM SHAFT BUSH METAL	O.D. - 2.3/8" I.D. - 2. 3/16" LENGTH - 2.55/64	886029M1	897574M1 897574M2 1870934M1	MF-135,165,175,185,240,245,255,265,275,285,290,365,375	41280
	HYD. LIFT ARM SHAFT BUSH		3611558M1		MF-240,275,290,365,375,390,398, 399	41281
	HYD. LIFT RAM ARM	42 SPLINE DIA 2 1/4"	180970M2		MF-35,65,135,165,765	41282
	HYD. LIFT RAM ARM		56002307		IMT- 560	41283
	HYD. LIFT RAM ARM	51 SPLINE 2 3/8" DIA	886405M1 897568M1	888114M1	MF-FE135,165,185,240,245,265 275,285	41284
	HYD. LIFT RAM ARM		886404M2		MF-168,175,185,265,275,285,290,565,575,590,595,675,690,699	41285
	HYD. LIFT SIDE ARM SPLINE	37 PIN HOLE 5/8"	713287M1 180910M1		MF-35,35 UK,65, 135,TE 20, TE20A, TE20D,TE20F,TO20, TO30,765	41286

AFTERMARKET MF PARTS - OEM NAME OR PART NO. USED FOR REFERENCE ONLY

	HYD. LIFT SIDE ARM	56002316	IMT- 560	41287
	HYD. LIFT SIDE ARM SPLINE HOLE 5/8"	51 WITH PIN 897575M1 885444M91	MF-135,165UK,168,175,230,235, 240,245	41288
	HYD. LIFT SIDE ARM PIN HOLE 7/8"	885447M1 885448M1 897579M1 1680033M1 885445M91 1680040M91	MF-168,175,185,265,275,285,290, 365,375,390,565,575,590,675,690	41289
	HYD. LIFT POSITION CONTROL LINK ASSY.	180993M91	MF-35,65,765	41290
	HYD. LIFT POSITION CONTROL LINK ASSY.WITHOUT SPRING	A Part Of 1661918M91	MF-135,148,165,185,240,245,265, 285,275,290	41291
	HYD. LIFT POSITION CONTROL LINK ASSY.WITH SPRING	898129M91 898129M92 1661918M91 1660338M91 1660338M92	MF-135,165,185,240,265,275,285, 290,365,375,390,565,575,590,675, 690	41292
	HYD. LIFT DRAFT CONTROL LINK ASSY.	180983M91	MF-35,65,765	41293
	HYD. LIFT DRAFT & POSITION CONTROL LINK ASSY. WITH SPRING WITH DRAFT CONTROL ROD WITH LNK SHAFT	180997M1 898124M1 886048M91 898129M92 898129M91 886048M92 1661918M91 1660338M91 1660338M92 1660324M91 1660324M93	MF-135,165,185,240,265,275,285, 290,365,375 390,565,575,590, 675, 690	41294
	HYD. LIFT DRAFT CONTROL LINK ASSY.	A Part Of 1660324M91	MF-135,165,185,240,245,265,275, 285,290	41295
	HYD. LIFT DRAFT CONTROL LINK ASSY. WITH SPRING WITH DRAFT CONTROL ROD	886048M92 886048M91 1660324M91 1660324M93	MF-135,165,168,175,185,240,265, 275,285,290,365,375,390	41296
	HYD. LIFT LINK SHAFT	180997M1	MF-35,65,765	41297
	HYD.LIFT LINK SHAFT	516602M91 898304M91	MF-135,165,175,185,240,250,265, 275,285,290,298,365,375,390,398, 399	41298
	HYD. LIFT POSITION CONTROL FORK	190885M91	MF-35,65,765	41299

AFTERMARKET MF PARTS - OEM NAME OR PART NO. USED FOR REFERENCE ONLY

	LIFT LEVER & CAM ASSY.	1869093M93	MF-235,240,245,265,275,375,390	41300
	HYD. LIFT POSITION CONTROL LEVER	181039M91	MF-35,65,765	41301
	HYD. LIFT POSITION CONTROL LEVER	899272M92 1870341M92	MF-135,165,175,240,245,265,275, 290	41302
	HYD. LIFT DRAFT CONTROL FORK	190884M91	MF-35,65,765	41303
	HYD. LIFT CAM ASSY.	1661547M91	MF-245,240	41304
	HYD. LIFT DRAFT CONTROL LEVER	181038M91	MF-35,65,765	41305
	HYD. LIFT DRAFT CONTROL LEVER	899274M92 1870340M91	MF-135,165,175,185,245,240, MKIII	41306
	HYD. LIFT POSITION CONTROL SHAFT	181022M93	MF-35,65,765	41307
	HYD. LIFT POSITION CONTROL SHAFT	1870219M93 1870219M92	MF-135,165,240,245,265,275,290, 365,375,390	41308
	HYD. LIFT POSITION CONTROL SHAFT	899280M91	MF-185,285	41309
	HYD. LIFT POSITION CONTROL SHAFT	1870220M92 1870220M93	MF-135,165,185,240,245,250,265, 275,285,290,298,575,590,675,690, 698,699	41310
	HYD. LIFT DRAFT CONTROL SHAFT	181019M93	MF-35,65,765	41311
	HYD. LIFT DRAFT CONTROL SHAFT	1870243M92	MF-135,148,155,165,230,235,240, 245,265,275,285,290,365,375,390	41312
	HYD. LIFT DRAFT CONTROL ROD	190855M1	MF-35,65,765	41313

AFTERMARKET MF PARTS - OEM NAME OR PART NO. USED FOR REFERENCE ONLY

	HYD. LIFT DRAFT CONTROL ROD WITH BOLT	898124M1	MF-135,148,155,158,165,230,235, 240,245,250,265,275,290,365,375, 390	41314
	HYD. LIFT DRAFT CONTROL PIN ROD	180990M1	MF-35,65,135,240,245,765	41315
	HYD. LIFT LEVER GUIDE WITH NYLON NUT	181011M1 195663M1	MF-35	41316
	HYD. LIFT LEVER GUIDE SPRING	180012M1	MF-35	41317
	HYD. LIFT LINK ASSY. SPRING	898127M1 898127M2 1660323M1	MF-135,150,165,175,185,240,245 265,275,285	41318
	HYD. LIFT LEVER SUPPORT BRACKET	181010M2	MF-35	41319
	LEVER SUPPORT BRACKET	1661617M91	MF-245	41320
	LEVER SUPPORT BRACKET	1869100M91	MF-185,285	41321
	HYD. LIFT ROLLER WITH PIN, RIVET & BUSH SET SET OF 10 PCS	181015M1 181016M1 180991M1	MF-35,65,765	41322
	HYD. LIFT ROLLER WITH PIN SET OF 4 PCS	181015M1 181016M1	MF-35,65,765	41323
	HYD. LIFT ROLLER WITH BUSH & RIVET SET OF 6 PCS	180991M1	MF-35,65,765	41324
	HYD. LIFT ROLLER WITH PIN RIVET & BUSH SET OF 9 PCS	898125M1 898196M2 898194M1 891189M2 1870225M1	MF-135,240,245	41325
	HYD. LIFT CLEVIS ASSY. - 1 SEAT - 1 SPRING - LINK - 1 TOPLINK BUSH - 1 SET CHECK NUT - 1 RUBBER BOOT - 1 CLEVIS PLUNGER - 1	N.P.N.	MF-1035	41326

AFTERMARKET MF PARTS - OEM NAME OR PART NO. USED FOR REFERENCE ONLY

	<p>HYD. LIFT CLEVIS ASSY. CLEVIS - 1 PLUNGER - 1 SEAT - 1 SPRING - LINK - 1 TOPLINK BUSH - 1 SET CHECK NUT - 1 RUBBER BOOT - 1</p>	1805TK	MF-245	41327
	ECCENTRIC CAM ROLLER	181008M1	MF-35,65,765	41328
	<p>HYD. LIFT CLEVIS WITH PLUNGER (FORGING)</p>	180972M2 182580M1	MF-35,65,135,165,175,185,240, 265,275,285,290,298,350,365,375, 390	41329
	<p>HYD. LIFT CLEVIS WITH PLUNGER (FORGING)</p>	180972M2 886348M2	MF-135,165,175,235,240,245,255, 265	41330
	<p>HYD. LIFT CLEVIS WITH PLUNGER (SGI)</p>	1863389M1 886348M2	MF-165,175,255,265,275,285,290, 670,690,698	41331
	<p>HYD. LIFT CLEVIS ASSY. CLEVIS - 1 PLUNGER - 1 SEAT - 1 SPRING - CHECK NUT - 1 RUBBER BOOT - 1</p>	180972M2 182581M1 182580M1 182582M1	MF-1035	41332
	<p>HYD. LIFT CLEVIS ASSY. CLEVIS - 1 PLUNGER - 1 SEAT - 1 SPRING - CHECK NUT - 1 RUBBER BOOT - 1</p>	180972M2 886351M1 886348M2 182582M1	MF-135,240,245	41333
	<p>HYD. LIFT CLEVIS ASSY. CLEVIS - 1 PLUNGER - 1 SEAT - 1 SPRING - CHECK NUT - 1 RUBBER BOOT - 1</p>	886351M1 886348M2 182582M1 1863389M1 908834M92 1863388M91	MF-285	41334
	<p>HYD. LIFT CLEVIS (FORGING)</p>	180972M2	MF-35,65,135,165,175,185,240, 265,275,285,290,365,375,390	41335
	<p>HYD. LIFT CLEVIS (SGI)</p>	1863389M1 1860915M1	MF-165,175,255,265,275,285,290, 670,690,698	41336

AFTERMARKET MF PARTS - OEM NAME OR PART NO. USED FOR REFERENCE ONLY

	HYD. LIFT PLUNGER COLLAR OD 1.865"	182580M1	MF-35,65,765	41337
	HYD. LIFT PLUNGER COLLAR OD 1.765"	886348M2 898136M1	MF-135,165,175,240,235,245,250, 265	41338
	HYD. LIFT PLUNGER CUP ID -1.880"	182581M1	MF-35,65,765	41339
	HYD. LIFT PLUNGER CUP ID 1.780"	886351M1	MF-135,150,165,175,240,245,265	41340
	HYD. LIFT CONTROL CHECK NUT	180979M1 180979M2	MF-35,65,135,165,175,185,265, 275,285,290,298,365,375,390	41341
	HYD. LIFT PLUNGER SPRING	53202453 182582M1 180998M1 1661755M2	MF-35,65,135,165,175,185,265, 275,285,290,298,365,375,390	41342
	HYD. LIFT OVER LOAD STOP DISC	180981M1	MF-35,65,135,165,175,185,265, 275,285,290,298,365,375,390	41343
	HYD. LIFT TOP LINK BUSH (SET OF 2 PCS)	180974M1 181982M1	MF-35,65,135,165,175,240,765	41344
	HYD. LIFT TOP LINK BUSH PLAIN	180974M1 181962M1 181982M1	MF-35,65,135,165,175,240,765	41345
	HYD. LIFT TOP LINK BUSH SLOTTED	181982M1 180974M1	MF-35,65,135,165,175,240,765	41346
	HYD. LIFT HEAD LINK YOKE (ROCKER)	180973M2	MF-35,35X,65,135,165,175,240, 250	41347
	HYD. LIFT SIDE PLATE COVER RH	712744M1	MF-35,65,765	41348
	HYD. LIFT ADJUSTING SLIDE	181033M1	MF-35,65,135,240,245,175,185, 285,275,290	41349

AFTERMARKET MF PARTS - OEM NAME OR PART NO. USED FOR REFERENCE ONLY

	HYD. LIFT ADJUSTING KNOB	898201M1 1860403M1	MF-35, MOST MF MODELS	41350
	HYD. LIFT LEVER STOP KNOB	353754 353918 182282M1 898201M1 1860403M1	MF-35, MOST MF MODELS	41351
	HYD. LIFT STAND PIPE LENGTH 330MM	190856M1	MF-35,65,765	41352
	HYD. LIFT STAND PIPE LENGTH 311MM	190856M1	MF-35,65,765	41353
	HYD. LIFT STAND PIPE LENGTH 304MM	190856M1	MF-35,65,765	41354
	HYD. LIFT STAND PIPE LENGTH 249MM	1869119M1 3808400M1	MF-240,245,255,265,275,285,290, 298	41355
	HYD. LIFT STAND PIPE LENGTH 317MM	898229M1	MF-135,140,175,245,255,285	41356
	HYD. LIFT STAND PIPE WITH PLATE LENGTH 317MM	883788M91	MF-135,140,175,245,255,285	41357
	HYD. LIFT STAND PIPE 'O' RING WITH TEFLON RING (SET OF 4 PCS)	195874M1 195561M1	MF-35,65,135,150,165,175,180, 240,245,265,270,275,283,290,765	41358
	HYD. LIFT 'O' RING KIT WITH TEFLON RING WITH GASKET N/M (SET OF 29 PCS)	894906M1 2125092K1 894906M91 1810467M91	MF-35,65,765,MK-I	41359
	HYD. LIFT 'O' RING KIT WITH GASKET (SET OF 33 PCS)	1810684M92	MF-135,165,175,MK-I,MK-II	41360
	HYD. LIFT 'O' RING KIT (INCLUDE 'O'RING 54 x 3.50 & 'O'RING 6 x 2MM) (SET OF 29 PCS)	1810467M92	MF-135,165,175,MK-II	41361
	HYD. LIFT 'O' RING KIT WITH TEFLON RING & GASKET (SET OF 31PCS)	1810680M2	MF-135,165,175,185,240,265,275, 285,290,365,375,390, MKIII	41362
	HYD.LIFT 'O' RING KIT (INCLUDE 'O'RING 54 x 3.50) (SET OF 46 PCS)	N.P.N.	MF-MK-I, MK-II, MK-III	41363

AFTERMARKET MF PARTS - OEM NAME OR PART NO. USED FOR REFERENCE ONLY

	HYD. LIFT 'O' RING KIT 23MM (INCLUDE 'O' RING 55 x 5.80) (SET OF 26 PCS)	9923092T02	IMT-23MM	41364
	HYD. LIFT 'O' RING KIT 25MM (SET OF 31 PCS)	9925092T02	IMT-25MM	41365
	HYDRAULIC PUMP SUPPORT GASKIT	180904M1 180904M2	MF-35,35X,135,165,175,185	41366
	HYD. LIFT 'O' RING KIT (SET OF 17 PCS)	N.P.N.	MF-1215	41367
	HYD.LIFT COVER AND PUMP GASKET KIT	LCRK2030 LCRK928	TE20,TE20A,TE20D,TE20F,TO20	41368
	HYD. LIFT PUMP TO HOUSING GASKIT	4082 181065M1	TE20,TE20A,TE20D,TE20F,TO20	41369
	HYD.PUMP VALVE CHAMBER BODY GASKET	2181 181067M1 890664M1	TE20,TE20A,TE20D,TE20F,TO20	41370
HYD. LIFT & THREE LINKAGE PARTS				
	HYD. LIFT ARM	1863393M92 1886695M92	MF-135,165,175,235,245,250,255, 265,298,362,375,390,398,399	41371
	HYD. LIFT BRACKET	1862841M92	MF-135,165,175,235,245,250,255, 265,298,362,375,390,398,399	41372
	TOP LINK ASSY. CENTRE TUBE-17.25" MIN.23" MAX.31" THREAD - 17/16" UNF	184134M91 712274M91 1870075M91	MF - 35,65,135,835	41373
	TOP LINK ASSY. CENTRE TUBE 21.5" MIN.26" MAX.33" THREAD - 17/16" UNF	894377M91 184361M91	MF-165,168,175	41374
	TOP LINK ASSY. CENTRE TUBE 18.75" MIN.23" MAX.31" THREAD - 17/16UNF	894376M91 184078M91 1869954M91	MF-65,148,155,158,165,240,245, 250	41375

AFTERMARKET MF PARTS - OEM NAME OR PART NO. USED FOR REFERENCE ONLY

	TOP LINK ASSY. CENTRE TUBE-21.5" MIN.26" MAX.33" THREAD - 17/16" UNF	893439M91 1887285M91	MF-265,275,285	41376
	TOP LINK ASSY. CENTRE TUBE-20.75" MIN.26" MAX.33" THREAD - 1.25" UNF	1660050M91 1861431M91	1690223M91 8808294M91	MF-398T 41377
HYD. LIFT & THREE LINKAGE PARTS				
IMAGE	NAME	OE. NO. FOR REF. ONLY	MODEL	
	LOWER LINK ASSY. PATTA RH CD LENGTH - 32" 2.75" 5/8" HOLE WIDTH - THICKNESS -	182632M91 886432M92 882698M92	712107M91	MF-35,50,65,135 41378
	LOWER LINK ASSY. PATTA LH CD LENGTH - 32" 2.75" 5/8" HOLE WIDTH - THICKNESS -	182633M91 886433M92 882798M92 882754M91	712108M91	MF-35,50,65,135 41379
	LOWER LINK ASSY. PATTA CD LENGTH - 34" THICKNESS - 5/8" HOLE WIDTH - 2.5"	714058M91		MF-35DI 41380
	LOWER LINK ASSY. PATTA HOLE CD LENGTH - 33.5" -2.75" 5/8" WIDTH THICKNESS -	0719669E91 0719880E91		MF J-SERIES 41381
	LOWER LINK ASSY. PATTA RH HOLE CD LENGTH - 38" THICKNESS - 13/16" WIDTH - 4"	1863435M94		MF-240,255T 41382
	LOWER LINK ASSY. PATTA LH CD LENGTH - 38" 4" 13/16" HOLE WIDTH - THICKNESS -	886451M93		MF-240,255T 41383
	LOWER LINK ASSY. PATTA RH HOLE CD LENGTH - 40" 4" 13/16" WIDTH - THICKNESS -	1660263M93		MF-265,275,285 41384
	LOWER LINK ASSY. PATTA LH HOLE CD LENGTH - 40" - 4" 13/16" WIDTH THICKNESS -	1660262M93		MF-265,275,285 41385
	LOWER LINK ASSY. PATTA RH/LH HOLE CD LENGTH - 35" WIDTH -2.75" THICKNESS - 5/8"	1869289M91		MF-148,240,245 41386

AFTERMARKET MF PARTS - OEM NAME OR PART NO. USED FOR REFERENCE ONLY

	DRAWBAR (CAT 1)	180485M1	MF-35,65,135,165,175,185,240, 265,275,565,575,TE20,TE20A, TE20,DTE20 F,TO20	41387
	DRAWBAR (CAT 2)	829032M1 3813740P1 3306432M2 3813740M1	MF-35,65,135,165,175,185,240, 265,275,565,575	41388
	LEVELING ROD ASSY. LH SIDE	712478M97 182554M92	MF-35	41389
	LEVELING ROD ASSY. LH SIDE	897661M1 713398M91 1884720M1	MF-245	41390
	LEVELLING ROD ASSY.	N.P.N.	MF-175,185,265,375,390,575,675	41391
	LEVELLING ROD ASSY.	N.P.N.	MF-265,285,290,298,398,399,575, 590,675,690	41392
	LEVELLING ROD ASSY.	N.P.N.	MF-398,399	41393
	LEVELING BOX ASSY. HOLE CD LENGTH MIN. - 20 " FORK LENGTH-14.3/4 " PIN HOLE-5/8 "	354068X1 712344M2 182642M94	MF-F5397	41394
	LEVELLING BOX ASSY.	893570M92 897649M95 1887372M91	MF-65,165,175	41395


AFTERMARKET MF PARTS - OEM NAME OR PART NO. USED FOR REFERENCE ONLY

	LEVELING BOX ASSY. HOLE CD LENGTH MIN.-22 " FORK LENGTH-16.1/4 " PIN HOLE-5/8 "	897678M93 906309M93 1660373M91 1660373M92	MF-135UK,165UK,240,245	41396
	LEVELLING BOX ASSY.	1808329M91 1863884M92 1863884M94	MF-185	41397
	LEVELING BOX ASSY. HOLE CD LENGTH MIN.-25 " HOLE CD LENGTH MAX.-31 "	1693985M94 1660438M92 1682387M91 1863053M92 1863053M93 1863053M94 1693992M94 1693989M94 1693987M94	MF-185,265,275,285,290,375,390, 575,590	41398
	LEVELLING BOX ASSY.	1693990M95	MF-365,375,390	41399
	LEVELLING BOX ASSY.	1693991M95 3760867M91	MF-398,399	41400
	LEVELLING BOX ASSY.	3615015M3	MF	41401
	LEVELING BOX BEARING T- 77	185457M1	MOST OF MF MODELS	41402
	LEVELING BOX BEARING 3/4"	195457M1	MF-165 MKIII,230,240, 245,255 260,TE20,TE20A,TE20D,TE20F	41403
	LEVELING BOX BEARING 1"	183630M1 831263M1	MF-165,175,185,265,275,285,290 298,365,375,390,398,399	41404
	LEVELLING BOX KNUCKLE	180853M1 964434M1 897660M1 1884376M1	MF-165,175,185,265,275,285,290, 365,375,398,399,590,TE20,TE20A TE20 D,TE20 F	41405
	LEVELLING BOX KNUCKLE	897653M2	MF-35,35X,135,165,185,235,245, 250,255,265,275,285,290,298,398, 399,TE20,TE20A,TE20 D,TE20 F	41406

AFTERMARKET MF PARTS - OEM NAME OR PART NO. USED FOR REFERENCE ONLY

	LEVELLING CHAIN ASSY. (STABILIZER ASSY.) ADJUSTABLE (LH) MIN-514MM MAX-607MM	N.P.N.	MF-35,35X,135	41407
	LEVELLING CHAIN ASSY. (STABILIZER ASSY.)	N.P.N.	MF-35,245	41408
	LEVELLING CHAIN ASSY. (STABILIZER ASSY.)	1863220M91 1863220M93	MF-135	41409
	LEVELLING CHAIN ASSY. (STABILIZER ASSY.)	1863260M91 1863260M92 1863260M93	MF-135,235,240,245	41410
	LEVELLING CHAIN ASSY. (STABILIZER ASSY.)	3620021M1 1661406M91	MF-265,275,285,290,340,565,575, 590,675,690	41411
	LEVELLING CHAIN ASSY. (STABILIZER ASSY.) THICK THREAD	3620021M1 1661406M91	MF-265,275,285,290,340,565,575, 590,675,690	41412
	LEVELLING CHAIN ASSY. (STABILIZER ASSY.)	N.P.N.	MF-398	41413
	LIFT LINKAGE REPAIR KIT-PAS	881727M1 881729M1 183080M1 1 x 881728M1 1 x 1888905M1 3 x 354041X1 1 x 353430X1 1 x 375108X1	MF-165,175,185,265,275,285,290, MK II	41414
	LIFT LINK END (LH) COARSE THREAD	182723M1 881728M1	MF-165,175,185,265,275,285,290 MKII	41415
	LIFT CHECK CHAIN ASSY. LINK - 50 x 10MM) (5	N.P.N.	MF-35,35X,135,145,165,240,245, 250,255	41416
	LIFT CHECK CHAIN & BRACKET ASSY.	195646M91 195646M92	MF-35,35 FE,35 X,135,145,155, 175,TE20,TE20A,TE20D,TE20F, TO20	41417
	LIFT CHECK CHAIN ASSY. LINK-5/16") (7	180333M1 181354M1 195239M1	MF-35,35X,TE20,TE20A,TE20D, TE20 F,TO20	41418
	LIFT CHECK CHAIN ASSY.	181354M1 181354M1	MF-35,35X,135	41419
	LIFT CHECK CHAIN ASSEMBLY (5 LINK - 40 X 12.5MM)	N.P.N.	MF-165,185,275,285,375	41420
	LIFT CHECK CHAIN (5 LINK- 62 X 12.5MM)	N.P.N.	MF-165,168,175,185,260,265,275, 365	41421

AFTERMARKET MF PARTS - OEM NAME OR PART NO. USED FOR REFERENCE ONLY

	LIFT CHECK CHAIN ASSEMBLY (7 LINKS)	888523M1 1865195M1 1863902M1 186523M91	MF-165,175,185,265,275,565,575, 675	41422
	LIFT CHECK CHAIN ONLY LINK - 50 X 10MM)	(5) 184377M1	MF-35,35X,135,145,165,235,245, 255	41423
	LIFT CHECK CHAIN ONLY (5 LINK - 62 X 12.5MM)	893410M1	MF-165,175,185,265,275,365,375, 390,565,575,590	41424
	STABILIZER BRACKET-LH	181776M91 818662M94	MF-35,35 FE,35X,135,TE20, TE20A,TE20 D,TE20 F, TO20	41425
	STABILIZER BRACKET-RH	181775M91 818661M93 818661M94	MF-35,35 FE,35X,135,TE20, TE20A,TE20 D,TE20 F, TO20	41426
	STABILIZER BRACKET	1867186M1	MF-240,265,275,290,565,690	41427
	STABILIZER PIN ASSY. 7/8" & 5/8" UNF) (INCL: PIN + WASHER + NUT)	181777M1 646101M1 646101M2	MF-35,35FE,35X,135,240,TE20A TE20D,TE20F	41428
	STABILIZER PIN ASSY (7/8" & 7/16" UNF)	N.P.N.	MF-35,35FE,35X,135,TE20A, TE20D, TE20F	41429
	STABILIZER PIN ASSY. UNF)	(3/4") 824332M1	MF-65,765,145,165,175	41430
	STABILIZER PIN ASSY. (7/8" & 3/4" UNF)	893420M1 186802M1	MF-165,175,185,265,275,565,575, 65,765	41431
	LIFT CHECK CHAIN PLATE	184357M1	MF-35,35X,765,135,145,165,235, 240,250 255	41432
	LIFT CHECK CHAIN PLATE	184357M1	MF-35,35X,135,145,155,165,240, 255,765	41433
	LIFT CHECK CHAIN ANCHOR RH	059367S1 897912M1	MF-35,35X,133,240,245,250	41434
	LIFT CHECK CHAIN ANCHOR LH	897911M1 897911M91	MF-35,35X,135,240,245	41435
	LIFT HOOK RETAINING PLATE	886231M1 1670103M1 1670295M1 1886231M1 1670103M91	MF-135,165,175,185,240,255,265, 275,290,298,365,375,390,398,399, 565,575,590,698,699	41436
	LIFT KNUCKLE BOLT	1684134M1	MF-365,375,390,398,399,690,698, 699	41437
	TOPLINK PIN (CAT 1) 76MM)	(19 X) 831513M1 195647M1	TE20,TE20 A,TE20 D,TE20F, TO20	41438
	TOPLINK PIN (19 X 102MM)	195589M1	MF-35,35FE,35X,135,145,175, 185,240,245,255,265,275,290,390, 698,699	41439

AFTERMARKET MF PARTS - OEM NAME OR PART NO. USED FOR REFERENCE ONLY

	TOPLINK PIN X 149MM) (22	645923M1	MF-35,35X,65,135,165,175,765	41440
	TOPLINK PIN (CAT 2) X 110MM) (25	892476M1 183611M92	MF-135,155,165,175,185,235,240, 245,250,255,265,275,290,298	41441
	TOP LINK HINGE PIN	180901M1 180901M91	MF-35,35X,135,165,175,185,240, 245,255,265,275,285,290,298,375, 385,390,398,399,575,590,698,699	41442
	LOWER LINK SHAFT	906263M2 1695314M1 1695531M1 1867243M1	MF-165,185,240,255,265,275,285, 290,365,375,390,565,575,675,690	41443
	LOWER LINK SWIVEL BALL (CAT 1)	886428M1	MF-135,155,165,235,240,135,165, 240,245,265,275,565,575,590,675	41444
	LOWER LINK BALL (CAT 2)	886429M1	MF-135,165,235,240,245,255,265, 275,365,375,390,565,575,590,675	41445
	LOWER LINK BRACKET	184368M1	MF-135,145,165,240,255	41446
	LINCH PIN 6MM PEAR (6 X 44.5 MM)	811201M91	MF-35,35X,135,165,175,185,240, 245,265,365,375,390,690,TE20, TE20 A,TE20 D,TE20 F,TO2	41447
	EYE BOLT ASSEMBLY	897647M1 897677M1	MF-35,35X,133,135	41448
	LIFT LINKAGE CONTROL SUPPORT	1869074M1	MF-135,155,185,240,245,255,265, 275,285,290,365,375,398,399,565, 575,590,595,675,690,698,699	41449
	LIFT LINK HINGE PIN	4114	TE20,TE20A,TE20 D,TE20 F TO20	41450
	LIFT LINK CONTROL PIN MM) (4.0	1888905M1 3186715M1	MF-165,175,185,265,275,285,290, MKII	41451
	LIFT LINKAGE PIN	521006M1	MF-165,185,240,365,375,390,398 399,698,699	41452
	LIFT AUTO HITCH PIN	886224M3	MF-240,275,290,365,375,390,398, 399	41453
	LIFT AUTO HITCH PLATE 3/4" HOLE	898670M91	MF-35,35X	41454
	LIFT AUTO HITCH EYE	1672577M2	MF-135,165,185,240,365,375,390, 396,398,399,590,699	41455
	LIFT TURNBUCKLE	881727M1	MF-35,35X,135,165,175,185,265 275,285,290,MKII	41456
	LIFT TURNBUCKLE (1/2" UNF)	1863222M1 1863222M93	MF-135,240	41457

AFTERMARKET MF PARTS - OEM NAME OR PART NO. USED FOR REFERENCE ONLY

	LIFT TURNBUCKLE (3/4" UNC)	1661411M1	MF-240,265,275,285,290,298,365, 375,390,398,399,565,575,590,675, 690,698,699	41458
	LIFT SWINGING BAR CLEVIS	824360M1	MF-35,35X,65,135,165,175	41459
	LIFT DRAWBAR CLEVIS	874948M1	MF-135,165,175,185,245,265,275, 290,298,398,399,575,590,690,699	41460
STEERING, POWER STEERING & LINKAGE PARTS				
	STEERING BOX ASSY. RANE MODEL SHAFT SMALL SIZE - 535 MM FITTED	KEY SHAFT 713858M91	MF-35,65,240,245,765	42000
	STEERING BOX ASSY. RANE MODEL SPLINE SHAFT SIZE - 571 MM FITTED	SHAFT 713627M91	MF-245,240	42001
	STEERING BOX ASSY. WITH ARMS SPLINE SHAFT SIZE - 571 MM FITTED	SHAFT 1673663M91 1673663T91	MF-245,240	42002
	STEERING BOX ASSY. WITH MAIN NUT LENGTH 689 MM FITTED	SHAFT 1687020M92 1687020M91	MF-165,185,265,275,285,290,390	42003
	STEERING BOX ASSY WITH MAIN NUT SHAFT LENGTH 642 MM FITTED	N.P.N.	MF-285	42004
	STEERING BOX ONLY	1851998M3	MF-35,65,241,245,765	42005
	STEERING BOX ONLY	1853098M1 1853098M91	MF-165,168,175,185,265,275,285, 290	42006

AFTERMARKET MF PARTS - OEM NAME OR PART NO. USED FOR REFERENCE ONLY

	STEERING BOX ONLY	3473253M91	MF-275,290	42007
	HYD.POWER STEERING PUMP	897147M95 897147M94 897146M94 1662243M91	MF-165,175,185,255,265,275,285, 290,MK-II	42008
	HYD.POWER ST.PUMP 'O' RING KIT	1810417M91	MF-165,168,175,178,185,MKII	42009
	HYD.POWER ST.PUMP FILTER	1866610M1 1662566M1 1639428M91	MF-165,175,255,265,275,282,285, 290	42010
	HYD.POWER ST.PUMP FILTER	1883318M1 1883318M2	MF-165,175	42011
	HYD. POWER STEERING PUMP STRAIGHT TEETH GEAR TEETH -14	52390M91 517022M93	MF-1080,1085	42012
	HYD. POWER STEERING PUMP HELICAL TEETH GEAR CLOCKWISE' TEETH-14	523092M91	MF-165,175,185,188,265,275,285, 290	42013
	HYD. POWER STEERING PUMP HELICAL TEETH GEAR ANTI CLOCKWISE' TEETH-13	523090M91 1884357M91	MF-165,265,(3165 ALL DSL)	42014
	HYD. POWER STEERING PUMP GEAR STRAIGHT TEETH-14	897159M1 897159M2	MF-165,175,185,265,275,285,290, MKII,565,575,590,675,690	42015
	HYD. POWER STEERING PUMP GEAR HELICAL TEETH -14 CLOCKWISE	N. P. N.	MF-165,175,185,265,275,285,290	42016
	HYD. POWER STEERING PUMP GEAR HELICAL TEETH -13 ANTI CLOCKWISE	N. P. N.	MF-165,256,265,(3165 ALL DSL)	42017
	HYD. POWER STEERING PUMP SEAL KIT WITH BI METAL PLATES	N.P.N.	MF-165,175,185,265,275,285,290, MKII,565,575,590,675,690	42018
	HYD. POWER STEERING PUMP SEAL KIT	N.P.N.	MF-165,175,185,265,275,285,290, MKII,565,575,590,675,690	42019
	HYD.POWER STEERING CYLINDER ASSY.	3186320M92 3186321M91 1853466M92 1853466M91 1830316M91 1850592M91 1853195M92 1853195M93 1853466M93 1884374M91 1884374M92 1884374M93	MF-165,168,175,185,265,275,285, 290	42020

AFTERMARKET MF PARTS - OEM NAME OR PART NO. USED FOR REFERENCE ONLY

	HYD. POWER STEERING CONTROL UNIT	3186321M91	MF-165,175,185,265,275,285,290	42021
	HYD. POWER STEERING CYLINDER ROD	1606882M3	MF-165,175,185,265,275,285,290	42022
	HYD. POWER STEERING CYLINDER SUPPORT PIN	898363M1 1671322M1 1691464M1 1471630M1 1688511M1	MF-165,175,185,255,265,275,285, 290,565,575,590,690,MKII	42023
	HYD. POWER STEERING CYLINDER PISTON PIN	898366M1 898366M2	MF-165,175,185,265,275,285,290	42024
	HYD. POWER STEERING CYLINDER END LINK RH	881729M1	MF-165,175,185,265,275,285,290, MKII	42025
	HYD. POWER ST. CYLINDER 'O' RING KIT	1606890M91	MF-165,175,185,265,275,285, 290,298,690,MK-II	42026
	HYD. POWER STEERING CYLINDER PISTON SEAL	180446M1 1605370M1 1749562M1	MF-165,175,185,265,275,285,290, 298,590,595,690 698	42027
	HYD. POWER STEERING ORBITAL ASSY.100CC SPLINE PRESSURE 140 BAR (2031 PSI)	12 1695444M91 3821548M91	MF-240,365,375,390,396,398,399	42028
	HYD. POWER STEERING ORBITAL ASSY. 125CC	1696663M91	MF-375,390,398,399	42029
	HYD. POWER STEERING ORBITAL 'O' RING KIT	1810503M91 1810503M92	MF-240,265,275,285,290,298,365, 375,390,675,690,698	42030
	STEERING SHAFT WITH MAIN NUT ASSY. SMALL 537MM SHAFT KEY	1850003M92	MF-35,35X,65,240,765	42031
	STEERING SHAFT WITH MAIN NUT ASSY. BIG LENGTH 567MM SHAFT KEY	1867192M91	MF-35,65,135,765	42032
	STEERING SHAFT WITH MAIN NUT ASSY. LENGTH 574MM SPLINE SHAFT	2125683K1 1890727M91	MF-135,235,240,245,255	42033
	STEERING SHAFT WITH MAIN NUT ASSY. LENGTH 642MM	165411M91 1675411M91 3473254M91	MF-260,265,275,285,290	42034

AFTERMARKET MF PARTS - OEM NAME OR PART NO. USED FOR REFERENCE ONLY

	STEERING SHAFT WITH MAIN NUT ASSY. LENGTH 689 MM	3473254M1	MF-260,265,275,285,290	42035
	STEERING WORM SHAFT LENGTH 689 MM	1805743M91 1805743M92 1687019M92 1853104M91	MF-165,168,185,188,265,275,290	42036
	STEERING WORM SHAFT LENGTH 642 MM	N.P.N.	MF-165,168,185,265,275,290	42037
	STEERING MAIN NUT ASSY.	2125624K1 1850003M92 1867192M91	MF-35,135,148	42038
	STEERING MAIN NUT ASSY.	1890727M91 2125584K01	MF-230,240,245	42039
	STEERING MAIN NUT ASSY.	347325491 1675411M91	MF-285	42040
	STEERING SECTOR PRIMARY O/M TWO PEG BALL FITTING TYPE	1850016M1 1861704M1	MF-35,35X,FE35,65,135,765	42041
	STEERING SECTOR PRIMARY ONE SIDE PEG BALL & ONE SIDE STEEL BALL FITTING TYPE	1889567M1 2125587K01	MF-148,240,245	42042
	STEERING SECTOR ROCKER ZF	220007200 1806227M91	MF-265,275,285	42043
	STEERING SECTOR ROCKER DINAMATIC	1853104M91 1805744M91	MF-165,175,185,265,275,285,290	42044
	STEERING SECTOR SECONDARY	1850017M1 2125588K1	MF-35,135,145,155,230 235,240, 245,255,765,MKIII	42045
	STEERING DROP ARM PRIMARY RH	1850021M1 2125623K1	MF-35,65,765	42046
	STEERING DROP ARM	1853138M1	MF-165,178,185,265,275,285,290	42047
	STEERING DROP ARM SECONDARY LH	1850022M1 2125622K1	MF-35,65,765	42048

AFTERMARKET MF PARTS - OEM NAME OR PART NO. USED FOR REFERENCE ONLY

	STEERING ARM UPPER (POWER STEERING)	898358M1 1671335M1 1671335V1	MF-165,175,185,265,290	42049
	STEERING ARM UPPER (MANUAL STEERING)	898354M1	MF-165,175,185,188,265,275,285	42050
	STEERING ARM MIDDLE (POWER STEERING)	898355M91 1471699M92	MF-165,175,185,265,275,285,290	42051
	STEERING ARM LOWER SUITABLE FOR POWER & MANUAL STEERING	897923M1 897923M2 1676664M1	MF-165,175,185,265,275,285,290	42052
	POWER STEERING ARM SHAFT	898359M2 1676665M1	MF-165,168,175,178,185,188,265, 275,285,290	42053
	MANUAL STEERING ARM SHAFT	898023M2 1676666M1	MF-165,168,175,185,265,275,285, 290	42054
	STEERING OUTER TUBE SMALL LENGTH 327MM	2125629K1 899462M91 899462M93 1850011M92 1638451M91	MF - 35,135	42055
	STEERING OUTER TUBE BIG	713858M91 908153M91 962370M91	MF-35,65,765	42056
	STEERING OUTER TUBE LENGTH 362MM	1863357M93 1863357M94	MF-135,240	42057
	STEERING OUTER TUBE LENGTH 412 MM	1883132M91	MF-165,175,185	42058
	STEERING OUTER TUBE LENGTH 460 MM	1675413M91	MF-265,275,285	42059
	STEERING WHEEL	894737M1 508460M2 525681M2 772868M1 1671945M1	MF-165,175,185	42060
	STEERING BOX SIDE PLATE	1850040M1	MF-35,245	42061
	STEERING BOX SIDE PLATE	1853206M91	MF-165,185,265,275,285,290	42062

AFTERMARKET MF PARTS - OEM NAME OR PART NO. USED FOR REFERENCE ONLY

	STEERING BOX SIDE PLATE	3473263M1	MF-285	42063
	STEERING OUTER TUBE COLUMN	713858M91	MF-35,65,765	42064
	STEERING OUTER TUBE COLUMN	899462M91	MF-35,65,135,765	42065
	STEERING ARM CONNECTING PIN	182725M1 182725V1	MF-165,168,175,185,265,275,285,290,565,575,590,675,690,MKII	42066
	STEERING MAJOR REPAIR KIT O/M	N. P. N.	MF-35,65,135,240,245,765	42067
	STEERING MAJOR REPAIR KIT N/M	N. P. N.	MF-35,65,135,240,245,765	42068
	STEERING MINOR REPAIR KIT (IMPORTED DEGREE TYPE)	N. P. N.	MF-35,65,135,240,245,765	42069
	STEERING COLUMN REPAIR KIT	13535X 1850031M1 1850032M1 1850033M1 1850034M1 1850053M1 1850053M91	MF-35,35X,135,230,240,250	42070
	STEERING BEARING	1850526M91	MF-65,165,175,185,188,765	42071
	STEERING BEARING	1883133M91 1883133V91	MF-165,175,185,265,275	42072
	STEERING SECTOR BEARING ASSY.	1806227M91 1805744M91	MF-165,175,185,265,275,285,290	42073
	STEERING SECTOR BEARING GUIDE.	1806227M91	MF-165,175,185,265,275,285,290	42074
	STEERING SECTOR BUSH	1850018M1 2125583K1	MF-35	42075
	STTERING SECTOR BUSH	1850517M1 1850517V1	MF-165,185,265,285	42076
	STEERING SECTOR BUSH	1850517M1 1850517V1	MF-285	42077

AFTERMARKET MF PARTS - OEM NAME OR PART NO. USED FOR REFERENCE ONLY

	STEERING SHAFT BUSH	1853112M1 1853112V1	MF-165,175,185,265,275,285,290	42078
	STEERING TOP RUBBER BUSH	1853210M1	MF-185	42079
	STEERING TOP RUBBER BUSH	1675418M1	MF-285	42080
	STEERING ARM BUSH	190560M1	MF-165,175,185,265,275,285,290, 565,575,590,690	42081
	STEERING CHECK NUT KIT O/M	1850031M1 1850032M1 1850033M1 1850034M1	MF-35,65,135,240,245,765	42082
	STEERING CHECK NUT KIT N/M	1850031M1 1850032M1 1850033M1 1850034M1	MF-35,65,135,240,245,765	42083
	STEERING CHECK NUT KIT DEGREE TYPE			42084
	STEERING CHECK NUT BIG FT HEX TYPE	1850033M1 2125581K1	MF-35,135,240,245,765	42085
	STEERING CHECK NUT BIG FT N/M	1850033M1 2125581K1	MF-35,135,240,245,765	42086
	STEERING CHECK NUT BIG IMPORTED DEGREE TYPE	1850033M1 2125581K1	MF-35,135,240,245,765	42087
	STEERING CHECK NUT SMALL FINE THREAD	1850034M1 2125593K1	MF-35,135,240,245,765	42088
	STEERING CHECK NUT SMALL N/M FINE THREAD	1850034M1 2125593K1	MF-35,135,240,245,765	42089
	STEERING CONE BIG	1850031M1 2125592K1	MF-35,135,240,245,765	42090
	STEERING CONE SMALL	1850032M1 2125582K1	MF-35,135,240,245,765	42091
	STEERING PEG BALL O/M	1850026M1 1866904M1	MF-35,135	42092
	STEERING PEG BALL N/M	1861083M1 2125589K1	MF-35,245	42093
	STEERING PEG BALL SHIM O/M	1850029M1	MF-35,135	42094
	STEERING PEG BALL SHIM N/M	1866905M1 2125619K1	MF-35,35X,65,135,145,240,245, 250,255,260	42095
	STEERING PEG BALL LOCK	1850030M1 2125611K1	MF-35,135,145,240,245,250,255, 260	42096
	STEERING PEG BALL GOLI 1/2" DIA	021706002 2125615K1	MF-35,240,245,765	42097

AFTERMARKET MF PARTS - OEM NAME OR PART NO. USED FOR REFERENCE ONLY

	STEERING DOUBLE LOCK WASHER	1850053M91 2125610K1	MF-35,65,240,245,765	42098
	STEERING SECTOR NUT FT	355647X1 2125594K1	MF-35,65,765	42099
	STEERING SECTOR NUT RT	348398X1 355646X1 13400901Z	MF-35,65,765	42100
	STEERING TOP NUT	195592M1 2125596K1	MF-35,35X,65,135,245,765,TE20, TE20A,TE20D,TE 20E,TE20F, TO 20	42101
	STEERING TOP NUT WASHER	180577M1	MF-35,135,240,245,765	42102
	STEERING BALL BIG 3/8" (SET OF 12)	13535X 2125614K1	MF-35,65,135,240,245,765	42103
	STEERING BALL SMALL 5/16" (SET OF 28)	2971X 2125613K1	MF-35,65,135,240,245,765	42104
	STEERING SIDE PLUG	21212012 1850024M1 2125612 K1	MF-35,65,135,240,245,765	42105
	STEERING U PIPE SET	185008M1 2125625K1	MF-35,65,135,240,245,765	42106
	STEERING U PIPE SET	220013095 2125585K1	MF-35,65,240,245,765	42107
	STEERING U PIPE CLIP	2125586K1	MF-35,135,240,245	42108
FRONT AXLE PARTS				
	FRONT AXLE SUPPORT	339377X1 1660579M91 1660579M92 1670975M95 1670975M96 1688611M91 1870102M91 1670 975M96 1670974M95	MF-135,230,240,250	42109
	FRONT AXLE SUPPORT	1684290M1 1684301M91 1870287M95	MF-165,175,185,265,275,285,290, 365,375,390,398,399,565,575,590, 675,690, MKII	42110
	FRONT AXLE ARM LH	180327M1	MF-35,35X,135,145,TE20,TE20A, TE20D,TE20 F	42111
	FRONT AXLE ARM RH	180326M1	MF-35,35X,135,145,TE20,TE20A, TE20 D,TE20 F	42112
	FRONT AXLE ARM LH (SPINDLE SLEEVE 8.3/4" - 222MM)	888304M92 3610878M91	MF-135,230,240,250	42113
	FRONT AXLE ARM RH (SPINDLE SLEEVE 8.3/4" - 222MM)	888300M92 3610879M91	MF-135,230,240,250	42114
	FRONT AXLE ARM (LH/RH) (SPINDLE SLEEVE 11.1/4"285MM) HEAVY DUTY	897471M91	MF-165,175,265,275,290	42115

AFTERMARKET MF PARTS - OEM NAME OR PART NO. USED FOR REFERENCE ONLY

	TIE ROD PIPE WITH CLIP	2125779K1 2125782K1 2125783K1 2125785K1	MF-35	42116
	TIE ROD END FRONT LENGTH: 88.9MM. ROD Ø/THREAD: 11/16" UNF-RH. TAPER Ø: 16.46MM - 14.68MM. TAPER LENGTH: 17.48MM. THREAD LENGTH: 20.04MM. THREAD Ø11.91MM	2125780K1 180381M91 194606M91 826751M91 826756M91 1862029M91	MF-35,FE35,35X,135	42117
	TIE ROD END REAR LENGTH: 88.9MM. ROD Ø/THREAD: 5/8" UNF -LH TAPER Ø: 19.1MM - 17MM. TAPER LENGTH: 19.6MM. THREAD LENGTH: 16.5MM. THREAD Ø12.4MM	826752M2 827039M1 967702M2 969352M1 2125781K1 826752M91 180391M91 826752M91 826752M92 968405M91	MF-35,135,145,155,240,250,255, 260	42118
	TIE ROD END LENGTH: 38.1MM. ROD Ø/THREAD:1/2" UNF FEMALE. TAPER Ø: 16.3MM - 14.5MM. TAPER LENGTH: 14.5MM THREAD LENGTH: 17.3MM. THREAD Ø14.5MM	1851618M2	MF-35,35X,135,230,240,250	42119
	TIE ROD END LENGTH: 42.4MM. ROD Ø/THREAD: 1/2" UNF MALE. TAPER Ø: 16.8MM - 15.2MM. TAPER LENGTH: 10.2MM. THREAD LENGTH: 19.3MM. THREAD Ø12.4MM	1851617M2	MF-35,35X,135,230,240,250	42120
	TIE ROD END LENGTH: 203.2MM. ROD Ø/THREAD: 0.586" (7 INDENTS). TAPER Ø: 16.08MM - 14.48MM. TAPER LENGTH: 16.66MM. THREAD LENGTH: 19.05MM. THREAD Ø11.91MM	1860408M2	MF-135,230,240,250	42121
	TIE ROD END - FRONT LENGTH: 203.2MM. ROD Ø/THREAD: 0.586" (7 INDENTS) TAPER Ø: 16.08MM - 14.48MM. TAPER LENGTH: 16.66MM. THREAD LENGTH: 19.05MM. THREAD Ø11.91MM	1860412M2 1860412M2(RH)	MF-135,230,240,250	42122
	TIE ROD END - REAR LENGTH: 88.9MM ROD Ø/THREAD: 5/8" UNF -LH. TAPER Ø: 19.1MM - 17MM. TAPER LENGTH: 19.6MM. THREAD LENGTH: 16.5MM. THREAD Ø12.4MM	826752M2 827039M1 967702M2 969352M1 180391M91 826752M91 826752M92 968405M91	MF-35,35FE,35X,135,230,240,250	42123
	TIE ROD END LENGTH: 101.6MM. ROD Ø/THREAD: 13/16" UNF-RH TAPER Ø: 19.8MM - 17.7MM. TAPER LENGTH: 24.2MM. THREAD LENGTH: 24.2MM. THREAD Ø17.1MM	182534M91 185334M91 847451M91 881714M92 881717M91 884701M92 1821234M91 1821234M92	MF-165,175,185,250,265,275,285, 290,565,575,590,675,690,699	42124

AFTERMARKET MF PARTS - OEM NAME OR PART NO. USED FOR REFERENCE ONLY

	TIE ROD- OUTER LENGTH: 372.9MM. ROD Ø/THREAD: 3/4" (7 INDENTS) TAPER Ø: 19.8MM - 17.7MM TAPER LENGTH: 19.6MM THREAD LENGTH: 22.6MM. THREAD Ø17.1MM	881736M92 898050M91	MF-165,175,185,265,275,285,290 565,575,590,675,690	42125
	TIE ROD END INNER LENGTH: 393.7MM. ROD Ø/THREAD: 3/4" FM - TUBE. TAPER Ø: 19.9MM - 17.6MM. TAPER LENGTH: 19.2MM. THREAD LENGTH: 22.3MM. THREAD Ø15.7MM	886797M91	MF-165,175,185,265,275,285,290, 565,575,590,675,690	42126
	TIE ROD END- INNER	898053M91 1810366M91	MF-165,175,178,185,265,275,285, 290,575,590,675,690	42127
	TIE ROD END LENGTH: 104.9MM ROD Ø/THREAD: 13/16" UNF . TAPER Ø: 19.9MM - 17.6MM TAPER LENGTH: 20.7MM THREAD LENGTH: 23.3MM. THREAD Ø15.7MM	40188 886802M91	MF-165,175,185,265,275,285,290, 575,590,675,690	42128
	TIE ROD END LENGTH: 81.3MM. ROD Ø/THREAD: M22 X 1.5MM. TAPER Ø: 26.5MM - 23.5MM. TAPER LENGTH: 29.7MM. THREAD LENGTH: 21.8MM. THREAD Ø19.9MM	3427168M1 3427168M2	MF-365,375,390,398,399	42129
	TIE ROD END LENGTH: 104.1MM. ROD Ø/THREAD: M28 X 1.5MM-RH. TAPER Ø: 26.1MM - 23.8MM. TAPER LENGTH: 22.7MM. THREAD LENGTH: 22.7MM. THREAD Ø19.5MM	3599679M91 3599679M92	MF-365,375,390,398,399	42130
	RADIUS ROD MOUTH	N. P. N.	MF-240,245	42131
	FRONT WHEEL HUB WITH CAP SUITABLE BEARING 15123/15245 SUITABLE BEARING 09067/09195	826797M91	MF-35	42132
	FRONT WHEEL HUB WITH CAP SUITABLE BEARING 48548/48510 SUITABLE BEARING 09067/09195	N. P. N.	MF-135,165,240,250,265,275,340, 765	42133
	FRONT WHEEL HUB WITH CAP SUITABLE BEARING 48548/48510 SUITABLE BEARING 11949/11910	886336M1 886337M1 886337M91	MF-35,35 FE,35X,65,TE20A, TE20 D,TE20 F,135,765	42134
	FRONT WHEEL HUB WITH CAP SUITABLE BEARING 67048/67010 SUITABLE BEARING 25590/25520	898348M3 882637M1	MF-165,185,265,275,285,399	42135
	FRONT WHEEL HUB WITH CAP	191521M2 898346M92 898346M93 898347M92	MF-165,175,185,250,255,265,275, 285,290,390,398,565,575,590,675, 690	42136

AFTERMARKET MF PARTS - OEM NAME OR PART NO. USED FOR REFERENCE ONLY

	FRONT WHEEL HUB CAP	180009M1 191142M1 646058M1 1884289M1	MF-35,35FE,35X,135,165,175, 230,240,250,265,275,340,350,360, 550,565,TE20A,TE20D,TE20F	42137
	FRONT WHEEL HUB CAP	882637M1	MF-165,175,185,250,255,265,270, 275,285,290,375,390,398	42138
	FRONT AXLE BOLT & NUT (5/8"X 3.1/2" UNF)	(353622X1 353623X1 361849X1	MF-135	42139
	FRONT AXLE BOLT (3/4"X 3.9/16" UNF)	(894061M1	MF-165,175,185,265,275,290,565, 575,590,690	42140
	FRONT AXLE BOLT & NUT (CHS - M16 x 122MM)	339034X1 1684905M1	MF-240,265,275,290,298,365,375, 390,398,399,675,690	42141
	FRONT AXLE BOLT WITH SHOULDER	182501M1 523387M1 182 501M1	MF-165,175,185,265,275,565,575, 765	42142
	FRONT WHEEL BOLT O/M	353613X01	MF-35	42143
	FRONT WHEEL BOLT N/M	887135M1 512581M1 906863M1	MF-35,240,265,275,565	42144
	FRONT WHEEL BOLT SIZE 1/2" X 1.3/8" UNF (GRIP 0.58")	(GRIP 181328M1	MF-65,135,165,240,265,TE20	42145
	FRONT WHEEL BOLT (1/2" UNF x 1.45" LONG)	831420M1	MF-165,175,285,290,390,396	42146
	FRONT WHEEL NUT	195490M1	MF-165,175,185,265,275,285,290, 375,390,398,575,590,595,675,690	42147
	FRONT AXLE NUT	894060M1 894060M3	MF-165,175,178,185,265,275,290 565,575,590,675,690	42148
	FRONT SPINDLE RH O/M A- 32MM 280MM C- 31.75MM	B- 180346M92 893414M91 897414M91	MF-TE20,TE20A,TE20D,TE20F, TO20,35,35FE	42149
	FRONT SPINDLE LH O/M A- 32MM 280MM C- 31.75MM	B- 180349M92 897415M91	MF-TE20,TE20A,TE20D,TE20F, TO20,35,35FE	42150
	FRONT SPINDLE RH N/M 32MM 280MM C-35MM	A- B- 897236M94 713983M91	MF-35,135,165,240,245	42151
	FRONT SPINDLE LH N/M 32MM C- 35MM	A- B- 897237M94 713985M91	MF-35,135,165,240,245	42152
	FRONT SPINDLE RH A- 38MM B- 260MM C- 46MM	898221M95 898221M96 2520060K95	MF-165,265,275,565	42153

AFTERMARKET MF PARTS - OEM NAME OR PART NO. USED FOR REFERENCE ONLY

	FRONT SPINDLE LH 38MM 260MM C- 46MM	A- B-	898222M95 898222M96	MF-165,265,240,275,565	42154
	FRONT SPINDLE RH A- 38MM B- 295MM C- 35MM		897230M94 1694233M91	MF-165,240,250,265,275,565	42155
	FRONT SPINDLE LH A- 38MM 295MM C- 35MM	B-	897231M94 1694234M91	MF-165,240,250,265,275,565	42156
	FRONT SPINDLE RH A- 38MM 352MM C- 35MM	B-	897456M93	MF-175,178	42157
	FRONT SPINDLE LH A- 38MM 352MM C- 35MM	B-	897457M93	MF-175,178	42158
	FRONT SPINDLE RH A- 38MM B- 335MM C- 46MM		897475M95 897475M96	MF-165,175,185,265,275,285,290, 565,575,590,675	42159
	FRONT SPINDLE LH 38MM 335MM C- 46MM	A- B-	897476M95 897476M96		42160
	FRONT SPINDLE SHAFT		180348M2	MF-35	42161
	FRONT SPINDLE ARM (FORGING)		180350M1	MF-35,240,765	42162
	FRONT SPINDLE ARM RH		898342M1 1860265M1	MF-165,175,185,265,275,285,290, 375,390	42163
	FRONT SPINDLE ARM LH		898343M1 1860264M1	MF-165,175,185,265,275,285,290, 375,390	42164
	FRONT SPINDLE BUSH BEARING REPAIR KIT (SET OF 8 PC)		195175M1 180345M1 180335M1	MF-35,135,240,245	42165
	FRONT SPINDLE BUSH BEARING REPAIR KIT (SET OF 8 PC)		195175M1 196060M1 180335M1	MF-65,765	42166
	FRONT SPINDLE BUSH BEARING REPAIR KIT (SET OF 8 PC)		196167M1 183086M1 183021M1 1810862M91	MF-165,175,285,290	42167
	FRONT SPINDLE BUSH SET (SET OF 4 PC)		180345M1 180345M2	MF- 35,135,145,155,240,MKII, MK-II,TEA 20,TED 20,TEF 20	42168
	FRONT SPINDLE BUSH SET (SPOTTED IN I.D.) (SET OF 4 PC)		180345M1 180345M2		42169

AFTERMARKET MF PARTS - OEM NAME OR PART NO. USED FOR REFERENCE ONLY

	FRONT SPINDLE BUSH SET (SET OF 4 PC)	183086M1	MF-65,165,175,185,265,275,285, 290,565,575,590,675,690,765	42170
	FRONT WHEEL BEARING BIG O/M 15123/15245	350351X1 763402M1 1850224M1 1850224M91	MF-35,65	42171
	FRONT WHEEL BEARING BIG N/M	831077M1 831078M1 1851800M91	MF -35,35X 65,165,175,265,275, 135,240	42172
	FRONT WHEEL BEARING SMALL O/M 09067/09195	150662M1 850127M1 150662M11	MF-35,35X,FE35,65,130,765, TE20,TE20A,TE20D,TE20F	42173
	FRONT WHEEL BEARING SMALL N/M 11949/11910	831054M1 831055M1 895322M91 1851799M91	MF-35,65,135,165,240,265,275, 550,565,765	42174
	FRONT SPINDLE THRUST WASHER KIT	3599263M1 1810572M92 1810572M94	MF-165,175,185,265,285,290,298	42175
	FRONT SPINDLE THRUST WASHER KIT	1696721M1 1696722M1	MF-165,175,185,265,285,290,365	42176
	FRONT SPINDLE DUST SHIELD	897232M1	MF-35,35X,135,165,240,265	42177
	FRONT SPINDLE DUST SHIELD	898350M1	MF-165,175,185,265,285,290,375, 390,398,399,575,590,675,690	42178
	FRONT SPINDLE WASHER	881384M1 898349M1	MF-165,175,185,255,265,270,275, 285,290,375,390,398,565,575,590, 595,670,675,690	42179
	FRONT SPINDLE SHIM WASHER	898017M1	MF-165,175,185,265,365,375,390, 398,399,575,590,675,690	42180
	FRONT SPINDLE SHIM WASHER	898018M1	MF-165,175,185,265,285,290,298, 365	42181
	FRONT SPINDLE SHIM WASHER	898019M1	MF-165,175,185,265,285,290,298, 365,390,398,399,575,590,675,690	42182
	FRONT SPINDLE SHIM WASHER	898020M1 898020M2	MF-165,175,185,265,285,290,298, 3653	42183
	KING PIN BEARING T-126TR	18560X 18560X1 195175M1	MF-35,65,765,135,145,155,MKIII 240,250,255,TEA 20,TED20	42184

AFTERMARKET MF PARTS - OEM NAME OR PART NO. USED FOR REFERENCE ONLY

	KING PIN BEARING T-127TR	N.P.N.	MF	42185
	KING PIN BEARING 27W11.2	196167M1 1860036M3 1868732M1 3611413M1	MF-35,65,135,145,155,MKIII, 240,250,255,765,TEA20,TED20, TEF 20	42186
	KING PIN BEARING INNER DIA 1.3/4"	832961M1	MF-365,375,390,398,399,MKII	42187
	KING PIN BEARING T-149TR	N.P.N.	MF-265	42188
	CENTRE PIN O/M SOLID OUTER DIA -1. 3/4" LENGTH - 5.1/4" BOLT HOLE - 7/8"	183221M1	MF-35,35X,65,135,765	42189
	CENTRE PIN O/M HOLLOW OUTER DIA - 1. 3/4" LENGTH - 5.1/4" BOLT HOLE - 7/8" CENTRE HOLE - 1"	183221M1	MF-35,35X,65,135,765	42190
	CENTRE PIN (GROOVE TYPE)	888311M1 964310M2 1869633M1 1869634M1	MF-135,230,240,250	42191
	CENTRE PIN (GREASABLE TYPE)	909911M1 1670939M1 1869630M1 3381384M2	MF-135,145,230,240,250,255T	42192
	CENTRE PIN HOLLOW (SHORT TYPE)	898016M3 1684285M2 1684285M1	MF-165,168,175,270,275,290,298, 690,698	42193
	CENTRE PIN SOLID (LONG TYPE)	898016M3 898016M2	MF-270,275,290,298,690,698	42194
	CENTRE PIN SOLID	1695081M1 3700469M2	MF-365,375,390,398,399	42195
	CENTRE PIN BUSH SMALL	2N3039 180344M1	MF-35,35X,65,765,TE20A, TE20D,TE20F,TED20,TO20, TO30	42196
	CENTRE PIN BUSH BIG (COLLER TYPE) 1.755" 2.062"	ID- OD- 182850M1	MF-35,65,135,765	42197
	CENTRE PIN BUSH BIG (COLLER TYPE)	717781M1	MF - J Series,240, 241	42198

AFTERMARKET MF PARTS - OEM NAME OR PART NO. USED FOR REFERENCE ONLY

	CENTRE PIN BUSH BIG (WITHOUT COLLER TYPE)	897235M1	MF-165,175,185,265,275,285	42199
	FRONT AXLE PIN BUSH 48.5MM x 32MM) (42 x	888314M1 964516M1 1660114M1 1660114M2	MF-135,145,155,230,235,240,250 255,	42200
	FRONT & REAR AXLE BUSH (51 x 47.6MM x 52.66MM)	897712M2	MF-165,175,185, 240,265,275,285, 290,365,375,399,565,575,590,675, 690,MKII	42201
	FRONT AXLE BUSH	882327M1	MF-365,375,390,398,399	42202
	FRONT AXLE PIN BUSH (52.5 x 47.7 x 35MM)	1660457M2	MF-240,245,550	42203
	FRONT AXLE BUSH 32MM	963533M1	MF-135,145,155	42204
	FRONT AXLE PIVOT BUSH (48.0 x 51.0 x 54.0MM)	185592M1 196049M1	MF-65,175	42205
	FRONT AXLE BUSH (39.0 x 30.0 x 34.50MM)	1823602M1	MF-265,275,285,290,298,575,590, 675,690,699	42206
	DRIVE SHAFT BUSH (40.0 x 40.0 x 44.90MM)	3426938M1	MF-375,390,398,399	42207
REAR AXLE & DIFFERENTIAL PARTS				
	REAR AXLE HUB	183255M2 183256M92	MF-35,135,235,240,245	411000
	REAR AXLE COLLER	180596M1 969287M1	MF-35,35X,135,240,245,550,TE20 TEA20	411001
REAR AXLE & DIFFERENTIAL PARTS				
IMAGE	NAME	OE. NO. FOR REF. ONLY	MODEL	
	DUAL REAR WHEEL ADAPTOR 9/16" UNF	818017M1	MF-35,35X,65,135,240,TE20	411002
	DUAL WHEEL ADAPTOR 5/8" X 5/8" UNF	184876M1 1863857M1	MF-165,175,185,265,575,590,675, 690	411003
	DUAL WHEEL ADAPTOR 3/4"UNF	N.P.N.	MF-285,290,298,365,375,390,398, 399,575,590,675,690	411004

AFTERMARKET MF PARTS - OEM NAME OR PART NO. USED FOR REFERENCE ONLY

	REAR WHEEL BOLT WITH NUT BOLT LENGTH - 2.337"	897199M1 184273M1	MF-35	411005
	REAR WHEEL BOLT WITH NUT BOLT LENGTH - 2.1/8" SIZE 9/16" X 1.15/16"	185400M1 180004M1 181260M1 185400M2 825507M1	MF-135,240,245,TE20,TEA20	411006
	REAR WHEEL BOLT WITH NUT 11/16" X 2.3/8" UNF	847416M1 894780M1	MF-275,285,290,375,390,399, MK II	411007
	REAR WHEEL BOLT SIZE 9/16" X 1.15/16" UNF (GRIP 0.643")	181260M1 185400M1 185400M2 825507M1	MF-35,35X,135,240,TE20	411008
	REAR WHEEL BOLT SIZE 9/16" x 1.7/16" UNF	827854M1	MF-135,145,155,165,175,185,240, 250,265,275,285,290,590,690	411009
	REAR WHEEL BOLT (KNURLED) SIZE 5/8" X 2.3/16" UNF (GRIP 0.71")	893017M1 893017M2	MF-165,175,185,265,575,590,675, 690	411010
	REAR WHEEL BOLT 9/16" UNF FEMALE X 9/16" UNF MALE	847416M1 894780M1	MF-285,290,298,365,375,390,398 575,590,675,690	411011
	LOWER LINK SHAFT WITH NUT	376450X1 181229M1 181229M2 181229M4 181229M5	MF-35,35X,135,TE20A,TE20D, TE20F	411012
	LOWER LINK SHAFT WITH NUT	184356M1 893419M1	MF-135,155,165,175	411013
	LOWER LINK SHAFT WITH NUT	376450X01 1867851M2 1867851M3	MF-245	411014
	REAR WHEEL NUT (CONE - 9/16" UNF)	180004M1	MF-35,35X,135,240,TE20	411015
	REAR WHEEL NUT SIZE 5/8" UNF	881162M1 881162M2	MF-165,175,185,575,590,675,690	411016
	REAR WHEEL NUT SIZE 11/16" UNF	847417M1	MF-285,290,298,365,375,390,398, 399,575,590,675,690	411017
	DIFFERENTIAL CASE (LH+RH)	712564M92	MF-35,65,765	411018
	DIFFERENTIAL CASE (LH+RH)	181273M1	MF-165,168,240,265,275,285	411019

AFTERMARKET MF PARTS - OEM NAME OR PART NO. USED FOR REFERENCE ONLY

	DIFFERENTIAL CASE COVER PLATE	898712M1 898712M2	MF-165,168,175,178,185,188,265, 285,290	411020
	DIFFERENTIAL PLATE RH	1860882M1	MF-165,185,265,285,290,298,575, 590,675,690	411021
	DIFFERENTIAL PLATE LH	1687864M1 1687864M3 1860865M1 1860885M1	MF-165,185,265,285,290,298,575, 590,675,690	411022
	CROWN WHEEL AND PINION SET (6 X 37) SHORT PINION LENGTH - 9.3/8" (238MM)	182115M91 531862M91 1683757M91 1885317M91 1885317M92	MF-35,135,765	411023
	CROWN WHEEL AND PINION SET (6 X 37) LONG PINION LENGTH - 9.15/16" (252MM)	354416X1 1661603M91 1683757M91 1889777M91 1661602M91	MF-35,35X,135,240	411024
	CROWN WHEEL AND PINION SET (11X38)	184382M91 1664255M92 1661608M91	MF-65,165,175,185,255,265,275, 285,290,298	411025
	CROWN WHEEL & PINION SET (4WD) (9X35)	3429465M91	MF-275,290,365,375,390,396	411026
	PINION WITH CHECK NUT PINION LENGTH - 9.3/8" (238MM)	182088M2	MF-35,245	411027
	PINION WITH CHECK NUT LONG PINION LENGTH - 9.15/16" (252MM)	1870867M2	MF-35,245	411028
	REAR AXLE SHAFT	884850M3 884847M92 884847M93	MF-165,175,185,265,275,285,290, 365,385,390,565,575	411029
	BEVEL GEAR SPIDER KIT LONG TEETH-19/16 SET OF 7 PCS	N. P. N.	MF-35,65,765	411030
	BEVEL GEAR SPIDER KIT ASSY. LONG - 39/14 TEETH SET OF 7 PCS	N. P. N.	MF	411031
	BEVEL GEAR SPIDER KIT ASSY. T-39/16 SET OF 7 PCS	N. P. N.	MF-35,65,765	411032

AFTERMARKET MF PARTS - OEM NAME OR PART NO. USED FOR REFERENCE ONLY

	BEVEL GEAR SPIDER KIT ASSY. SHORT LENGTH TEETH -39/14 SET OF 7 PCS	712564M92	MF-35	411033
	BEVEL DIFFERENTIAL GEAR BIG TEETH -19/16	181249M1 181249M2 181249M3	MF -35,35 FE	411034
	BEVEL DIFFERENTIAL GEAR BIG SHORT LENGTH TEETH -39/14	885517M1 885518M1 885518M2 885518M4 885518M5	MF-FE35,135,FE135,150,230,265, 275,285,290,298,340,350,355,360, 362,365,375,390	411035
	BEVEL DIFFERENTIAL GEAR BIG LONG LENGTH TEETH -39/14	N. P. N.	MF	411036
	BEVEL DIFFERENTIAL GEAR BIG TEETH T-39/16 6265	897006M1 897007M1	MF-35,35X,135,165,175	411037
	BEVEL PINION DIFFERENTIAL GEAR SMALL TEETH -19 /O.D. 75 MM	181275M1	MF-35,35X,50,65,135,165,175, 178,765	411038
	BEVEL PINION DIFFERENTIAL GEAR SMALL TEETH - 39 / O.D. 85 MM	897725M1 2746322M1	MF-35,135,148,155,165,168,175, 178,185,230,240,265,275,285,365, 375,390,565,575	411039
	PINION EPICYCLIC GEAR	184176M1 894769M1 897769M1	MF-145,165,175,185,250,265,270, 275,565,575,590	411040
	CENTRAL EPICYCLIC GEAR	897005M1	MF-165,175,185,265,270,275,285, 590	411041
	DIFFERENTIAL SPIDER CROSS	181276M1 894302M1 894302M2 2746135M1 2746135M2 6211999M1	MF-135,148,155,185,165,168,175, 178,185,230,240,265,275,285,290, 365,375,390,398,399	411042
	PINION FLANGE (SLEEVE)	184046M1	MF-35	411043
	PINION FLANGE	899331M1	MF-135,165,175,235,240,245,255, 265,275,285,290,298,390,398,399, 595,699	411044
	PINION CHECK NUT ONLY	180456M1	MF-35,35X,65,135,140,165,175	411045
	PINION CHECK NUT ONLY	532956M1 3596252M1	MF-35,165,168,185,188,230,240, 245,250,265,275,285,290,375,390, 398,399,550,675,690,698	411046

AFTERMARKET MF PARTS - OEM NAME OR PART NO. USED FOR REFERENCE ONLY

	CROWN WHEEL BOLT WITH NUT	825776M1 891947M1	MF-35,35X,135,165,175,185,188, 230,240,250,265,275,285,290,298, 390,398,399,575,590,595,675,690, 698,699,TE20,TE20A,TE20 D, TE20F,TO20	411047
	CROWN WHEEL BOLT	825776M1	MF-35,35X,135,165,175,185,188, 230,240,250,265,275,285,290,298, 390,398,399,575,590,595,675,690, 698,699,TE20,TE20A,TE20 D, TE20 F,TO20	411048
	CROWN WHEEL NUT	825775M1 891947M1	MF-65,135,165,175,185,240,265, 285,290,298,575,590,675,690, TE20	411049
	PINION STAR WASHER SET 4.156"	514958M1 897726M1 181277M1 885520M1 3387281M1	MF-35,35X,65,765,135,155,165, 175,185,265,275,285,290,365,375, 390,565,575	411050
	PINION STAR WASHER BIG 4.156"	897726M1	MF-35,35X,65,135,165,175,185, 240,265,285,290,298,575,590,675, 690	411051
	PINION STAR WASHER SMALL	181277M1 514958M1 885520M1 3387281M1	MF-35,35X,65,135,165,175,185, 240,265,285,290,298,575,590,675, 690	411052
	PINION STAR WASHER BIG 4.484"	181247M1	MF-35,35X,65,135,165,175,185, 240,265,285,290,298,575,590,675, 690	411053
	DIFFERENTIAL LOCK CAM SHAFT ASSY.	190960M91 190960M92	MF-35,35X,135,240	411054
	DIFFERENTIAL LOCK FORK	906807M1	MF-135,165,175,245,255,265,285, 290 298,375,390,398,399,690,699	411055
	SELECTOR FORK SHOE	190980M1 190998M1	MF-35,35X,135,240	411056
	SELECTOR FORK	190968M1	MF-35,35X,135,240	411057
	PINION GEAR SHAFT	1664369M1 1864869M1	MF-165,185,265,275,285,375,385, 390,565,575,590,675,690	411058
	PINION GEAR SHAFT	894799M1	MF-165,175	411059
	PINION GEAR SHAFT	184202M1 1800801M1 1868115M1	MF-65,765	411060
	DIFFERENTIAL SHAFT	1864763M1	MF-165,185,240,245,255,265,275, 290,565,575,590,675,690,698	411061

AFTERMARKET MF PARTS - OEM NAME OR PART NO. USED FOR REFERENCE ONLY

	PINION PILOT BEARING TB1008 (62 X 30 X 19MM)	191250M1 196098M1	MF-35,35X,135,165,175,185,240,265,275,285,290,375,390,398,399	411062
	PINION BEARING 903249/903210 (44.45 X 95.25 X 28.58MM)	185777M1 185778M1 831888M1 1850090M92	MF-135,165,175,185,240,265,275,285,290,298,375,390,398,399	411063
	DIFFERENTIAL BEARING 3984/3920 (66.67 X 112.70 x 30.05)	185773M1 185775M1 185776M1 195159M1 195160M1 1850087M91 1851533M91	MF-35,35X,135,165,175,185,240,250,265,275,285,290,298,375,390,TE20,TE20A,TE20D,TE20F, TO20	411064
	REAR AXLE BEARING 108-2545 (62 X 30 x 24MM)	834733M1	MF-275,285,290,298,375,390,398, 399,698,699	411065
	PINION CASE BUSH	717918M1	MF-35,65,765	411066
	REAR AXLE BUSH	894778M1	MF-165,175,185,240,255,265,275,285,375,390,399	411067
	PINION TROUGH PATTI	181225M91 191138M91	MF-35,65,135,240,245,765	411068
	PINION BLOCK THRUST	825774M2	MF-35,65,135,240,245,765	411069
	MAIN DRIVE COUPLING SHAFT BIG	886548M1	MF-135,155	411070
	MAIN DRIVE COUPLING SHAFT SMALL	886548M1	MF-135,155	411071
	MAIN DRIVE SHAFT TRANSMISSION TO REAR AXLE	1866533M1 1866661M91	MF-265,275,290,298,375,390,398,399,575,599,675,699	411072
	REAR DRIVE COUPLING LENGTH 5" O.D.-2.1/8"	183088M1 880069M1 880069M2 880070M2 1863384M1 8800069M2	MF-35,65,148,135,165,175,185	411073
	REAR DRIVE COUPLING LENGTH - 4" O.D.-2.1/8"	1871924M1	MF-135,240,245,265,275,360,365	411074
	REAR DRIVE COUPLING LENGTH 4" O.D.-2.1/4"	1680189M1 1871925M1	MF-155,165,185,230,240,355,365,375,390,398,399,575,590,698	411075
	REAR DRIVE COUPLING 84 MM	3611473M1	MF-240,275,290,355,365,375,390, 398,399	411076
	ROLLER LOCK PIN (1/8" x 35/64")	831485M1	MF-135,165,175,185,240,245,255,265,275,285,290,298,365,375,390,398,399,590,690,698,699	411077

AFTERMARKET MF PARTS - OEM NAME OR PART NO. USED FOR REFERENCE ONLY

	REAR AXLE PLATE	894756M1	MF-135,165,175,185,240,255,265, 275,285,290,298,375,390,398,399, 575,590,690,698,699	411078
	HALF SHAFT TO AXLE SHAFT SPACER	185311M1	MF-135,165	411079
	DIFFERENTIAL WASHER	184196M1	MF-135,165,175,185,240,255,265, 275,285,290,375,590,690	411080
	DIFFERENTIAL WASHER	184441M1	MF-165,175,185,255,265,275,285, 575,595	411081
	HYDRAULIC PUMP SHAFT PUMP TO I.P.T.O. CLUTCH (21 SPLINE - USED WHEN SPACER FITTED)	1868539M1	265,285,290,298,575, 590	411082
	PTO SHAFT CONVERSION KIT (CONVERTS 1.1/8"- 1.3/8" P.T.O)	181173M1 181169M91	TE20,TE20A,TE20D,TE20F,TO20	411083
	PTO SHAFT 1.3/8" x 6 SPLINE (LENGTH 578MM)	181204V92 181204M91 181204M92 1812204M92 1867084M91	MF-35,35X,135,165,175	411084
	PTO SHAFT 1.3/8" x 6 SPLINE (LENGTH 578MM)	513039M91 516039M91 1867082M91	MF-135,165	411085
	PTO SHAFT 1 3/8 x 6 SPLINE (LENGTH 597MM)	181204M92 1867085M91	MF-135,165	411086
	PTO SHAFT 1.3/8" x 6 SPLINE (LENGTH 610MM)	1868557M93	MF-135,165	411087
	PTO SHAFT 1.3/8" x 6 SPLINE (LENGTH 610MM)	1660288M91 1660288M92	MF-135,165,240,265,275,290,575, 590,675, 690	411088















AFTERMARKET MF PARTS - OEM NAME OR PART NO. USED FOR REFERENCE ONLY

	PTO SHAFT 1.3/8 "x 6 SPLINE (LENGTH 610MM)	3599003M91 3774418M91 3599003M92	MF-240,265,275,290,390	411089
	PTO SHAFT 6/21 SPLINE	1692502M2	MF-275,290,365,375,390,398,399, 699	411090
	PTO DRIVE SHAFT 21 SPLINE (LENGTH 557.5MM)	1869279M1	MF-240,245,255,265,275,285,290, 298,390,399,699	411091
	PTO SHAFT 1.3/8"x 21 SPLINE (LENGTH 613MM)	532897M1 3610936M1 3610936M2	MF-250,265,275,290,298,375,390, 590,675,690,698,699	411092
	PTO SHAFT 1.3/8 x 6 SPLINE (LENGTH 613MM)	532899M1 3599000M2 3599000M1	MF-265,275,290,298,375,390,398, 399,575,590,675,690,698,699	411093
	PTO SHAFT COUPLER	3599630M1	MF-135,240,265,275,290	411094
	PTO LEVER	1870594M91	MF-135,240,245,255,265,275,285, 290,375,390	411095
	PTO SHAFT CAP	180313M1 897268M1 1868778M1	MF-35,35X,135,165,175,185	411096
	PTO SHAFT CAP	035678T1 532888M1 532888M2 532888M3	MF-135,165,185,240,245,255,265, 275,285,290,298,375,390,398,399, 575,590,675,690,698,699	411097
	PTO SEAL RETAINER HUSING	180465M1	MF-35,35X,135,165,175,185	411098
	PTO SEAL RETAINER HOUSING	532880M1	MF-135,165,185,240,245,250,260, 265,275,285,290,298,375,390,398, 399,575,590,595,675,690,698,699	411099
	PTO INPUT SHAFT SEAL (25.58 X 41.35 X 9.52MM)	1860011M1 1860011M4 1860011M41 1868530M91	MF-135,165,185,240,245,255,265, 275,285,290,375,390,396,575,590, 595,675,690	411100
	PTO SEAL	3699801M1	MF-240,275,290,390,398T	411101
	PTO SHAFT BUSH	180461M1 908622M1 3901259M1	MF-35,35X,135,165,175,185	411102
	PTO SHAFT BUSH	532833M1 532883M1	MF-135,165,185,240,265,275,290, 375,390,575,590,675,690	411103

AFTERMARKET MF PARTS - OEM NAME OR PART NO. USED FOR REFERENCE ONLY

	PTO PLATE GASKIT	181217M1 181217M2 181217M3 181217M4	MF-135,165,175,185,240,265,275, 290,298,TE20,TE20A,TE20D, TE20F,TO20	411104
BRAKE PARTS				
	BRAKE BACK PLATE ASSEMBLY FLOATING CAM DUAL ACTION	827143M91 827143M92 827143M94 827143M95 827143M96	MF-240,245,35,TE20	47000
	ACTUATOR ASSY. BRAKE PLATE	1853181M91 1860963M91 1860963M92 1860963M92	MF-165,175,245,255,265,275,285, 375,390,399	47001
	BRAKE PLATE BALL 1"	16779X 2125762K1	MF-165,175,245,255,265,275,285, 375,390,398	47002
	BRAKE ACTUATOR SPRING	1853148M1 1886562M1 1890318M1	MF-165,175,245,255,265,275,285, 375,390,398	47003
	BRAKE ACTUATOR SPRING	1005510M1	MF-165,175,396	47004
	BRAKE ARM	1662242M2	MF-135,165,185,240,265,275,285, 290,375,390,398,399,575,590,675, 690,698,699	47005
BRAKE PARTS				
IMAGE	NAME	OE NO. FOR REF ONLY	MODEL	
	BRAKE DISC WITH LINING	897212M91	MF-35,35X,135,240,245	47006
	BRAKE DISC WITH LINING	1869474M1	MF-245,285	47007
	BRAKE FRICTION DISC DRY	1823112M92	MF-154,174,184,194,254,274	47008
	BRAKE FRICTION DISC DRY	1895852M91	MF-154,174,254,274,560,565,660 665	47009
	BRAKE FRICTION DISC DRY	1044526M2 1805980M1 3609064M1 3609079M1 1044526M1	MF-135,165,175,595	47010
	BRAKE DRUM	827707M1 181230M1 827707M3 827707M4 827707M5 827707M6	MF-FE35,35,135,140,148,230,235, 240,245,250,340,550,TE20	47011







AFTERMARKET MF PARTS - OEM NAME OR PART NO. USED FOR REFERENCE ONLY

	BRAKE MASTER CYLINDER	1698670M91	MF-235,245,250,255,260,265,275, 290,298	47012
	BRAKE MASTER CYLINDER (0.625")	3596785M92	MF-360,375,390,398,399	47013
	BRAKE SLAVE CYLINDER (LH)	3186842M1 1669574M91 1675277M91 3186482M91	MF-255,290,575,595	47014
	BRAKE SLAVE CYLINDER (LH/RH)	1676387M92 3186484M91	MF-255,260,265,275,290,298,575, 595,675,690,698,699	47015
	BRAKE SHOE WITH LINING	202631 2125751K1 1810517M1 830480M92 1810348M91 3620602M91 1810517M92	MF-35,65,135,231,240,765	47016
	BRAKE SHOE WITH LINING	830537M92	TO20	47017
	BRAKE LINING WITH RIVET	001043U91 851062M91 1810517M92 3106016M91 3620602M91	MF-35,35X,135,165,175,240, TE20A,TE20 D,TE20 F	47018
	BRAKE LINING WITH RIVET	1810515M91 1852146M91 3106018M91	MF-135,235,250	47019
	BRAKE ROD ASSY.	894535M91 894536M91 1684523M91	MF-35,35X,65,135,230,240	47020
	FOOT BRAKE ROD 900MM ADJUSTMENT: 870MM/920MM	894536M91	MF-135,245	47021
	BRAKE ROD - WET BRAKE	1861676M91	MF-135,165,185,240,255,265,275, 285,290,575,595	47022
	BRAKE ROD ASSY.	880033M1 1684097M91	MF-240,245	47023
	HANDBRAKE ROD (50CM)	1676170M93 1877485M91	MF-240,245	47024
	BRAKE ROD ASSY. - DRY BRAKE (c/w SPACE WITH NUT)	184334M1	MF-145,165,175	47025
	BRAKE ROD - CONCENTRIC BRAKES	1696741M91	MF-365,375,390,398,399	47026

AFTERMARKET MF PARTS - OEM NAME OR PART NO. USED FOR REFERENCE ONLY

	BRAKE ROD - DRY BRAKE	1698715M9 1670732M91 1698715M91	MF-255,265,275,290,298,575,590, 675,690,698	47027
	BRAKE LEVER RH	1861665M1	MF-165,185,240,265,275,285,290, 398,590	47028
	BRAKE LEVER LH	1861666M1	MF-165,185,240,265,275,285,290, 390,398,590	47029
	BRAKE ARM	180864M1	MF-35,65,135,145,155,240,250, 285	47030
	BRAKE ROD SPACER (DRY BRAKE)	184257M1	MF-165,175	47031
	BRAKE ADJUSTER	2125754K1 1850213M91	MF-35,65,135,165,175,240,765, TE20A,TE20 D,TE20 F	47032
	BRAKE PEDAL BUSH LONG	195910M1	MF -35,65,765,135,145, 155,165, 175,185,135,165,240,245,250,255, 265,275,290,MKIII	47033
	BRAKE PEDAL BUSH SHORT	180801M1		47034
	BRAKE SHOE REPAIR KIT	2125745K1 1850207M1 1850218M1 1810029M91	MF-FE35,35,35X,65,135,155,165, 175,TE20A,TE20 D,TE20F	47035
	BRAKE ADJUSTER SPRING LENGTH 5.3/16"	1850217M1 2125753K1	MF-35,65,135,165,175,240	47036
	BRAKE SHOE TO ANCHORE PIN SPRING LENGTH 4"	180815M1 825064M1 890319M1 2125752K1 1890319M1 1890319M91	MF-35,65,135,165,168,175,240, TE20A,TE20 D,TE20F,	47037
	BRAKE PEDAL SPRING LONG	184171M1 1868691M1	MF-35,65,158,165,175,185,240, 250,265,275,285,290,565,575,590, 765	47038
	BRAKE RETURN SPRING	190978M1	MF-35,35X,135,240,245,250	47039
	BRAKE LOCKING REPAIR KIT	181149M1 181150M1 180809M1 195348M1	MF-35,35X,65,TE20,133,135,145, 155,165,175,185,240,255,265,275	47040
	BRAKE LOCKING LEVER	181149M1	MF-35,35X,65,135,145,155, 165, 175,185,240,255,265,275,TE20	47041
	BRAKE LOCKING NUKKA	181150M1		47042

AFTERMARKET MF PARTS - OEM NAME OR PART NO. USED FOR REFERENCE ONLY

	BRAKE LOCKING SPRING	180809M1 180809M2 1808090M2	MF-35,35X,65,135,145,155,165, 175,185,240,255,265,275,TE20	47043
	BRAKE LOCKING PIN	195348M1 195242M1		47044
	BRAKE ROD PIN	195609M1 832813M1	MF-35,FE 35X,135,155,165,175, 185,240,265,275,298,565,575,590, 675,690	47045
	BRAKE SHAFT	181959M1 1860802M1	MF-35,35FE,35X,135,165,175, 185,240,250,265,275,290	47046
	BRAKE SHAFT WASHER	181964M1	MF-35,35FE,35X,135,165,185, 240,265,275,290	47047
	FOOT REST SET	180867M1 180869M1	MF-35,135,148	47048
	FOOT REST SET	180869M1 714433M1	MF-35,135,148,245	47049
	BRAKE PEDAL-RH	181961M1 194491M91	MF-135,240	47050
	BRAKE PEDAL-LH	181962M1 1861172M91	MF-135	47051
	BRAKE LOCK	181960M1	MF-35,35X,65,135,165,175,185, 240,265,275,290	47052
	HANDBRAKE REPAIR KIT	892266M2 892267M1 892268M1 892269M1 898654M91 898654M92	MF-135,145,155,165,175,185,240, 245,255,265,275,285,290	47053
	HANDBRAKE-PLUNGER	898654M91 898654M92	MF-135,175,185,240,245,255,265, 285,290	47054
	HAND BRAKE CABLE-RH 1232MM, 2WD	1689024M93	MF-240	47055
	HAND BRAKE CABLE-RH 1572MM, 2WD	1689025M94 1689025M95	MF-240	47056
	HAND BRAKE CABLE-LH 1510MM, 4WD	1672782M1 3698736M91	MF-240	47057
	HANDBRAKE CABLE RH 1310MM, 2WD	3596774M92	MF-365,375,390,398,399	47058
	HAND BRAKE CABLE-RH 1590MM, 2WD	3596775M92	MF-365,375,390,398,399	47059

AFTERMARKET MF PARTS - OEM NAME OR PART NO. USED FOR REFERENCE ONLY

	HAND BRAKE CABLE RH 1247MM, 2WD	3595762M91	MF-365,375,390,398,399	47060
	HAND BRAKE CABLE LH 1527MM, 2WD	3595763M1 3595763M91	MF-365,375,390,398,399	47061
CLUTCH PARTS				
	CLUTCH PRESSURE PLATE ASSY. SINGLE CLUTCH 10"	712481M91 1850837M91	MF-35,TE20,TE20 A,TE20 D	48000
	CLUTCH PRESSURE PLATE ASSY. SINGLE CLUTCH 11"	887867M91	MF-35,65,135,165,175	48001
	CLUTCH PRESSURE PLATE ASSY. SINGLE CLUTCH 12"	887867M91 886394M93 526664M91 881932M93 3620403M91	MF-175,175,185,245	48002
	CLUTCH PRESSURE PLATE ASSY. DUAL CLUTCH 12"	1867438M91 3599463M91 1867440M91 3599463M92	MF-135,240	48003
	PRESSURE PLATE TAWA 10"	1850841M1 2125687K1	MF-35	48004
	PRESSURE PLATE TAWA 11"	1860141M 1860158M1 1860161M91	MF-35,35X,65,765,135,165,175	48005
	PRESSURE PLATE TAWA 12"	887907M1 347544M1 3477544R1 2125721K1 3477544M1	MF-135,165,175,185,188,240,245, 265,275,285,290,298,365,375	48006
	CLUTCH PRESSURE PLATE COVER 11"	886399M1 881933M1 1753747M1 1853162M1 1853004M1 887942M91 1753747M91	MF-35,65,135,165,175,IMT	48007
	CLUTCH PRESSURE PLATE COVER 12"	887896M1	MF-135,135,148,165,175,185,245, 255,265, 275,285,290, 365,390, MKIII	48008
	CLUTCH SECONDARY FLY WHEEL 11" 6 NUKKA	175374M1 2125720K1 1040886M1 1753748M1	MF-35,35X,65,135,165,165,175, 765,MKIII	48009

AFTERMARKET MF PARTS - OEM NAME OR PART NO. USED FOR REFERENCE ONLY

	CLUTCH SECONDARY FLY WHEEL 12" 6 NUKKA	887902M1 887902M91	MF-135,135 MKIII,165,175,185, 240,245,255,265,275,285,290,365	48010
	CLUTCH THURST PLATE - 11"	886398M1	MF-175,185,IMT	48011
	CLUTCH THURST PLATE 12"	887906M1	MF-175,240,245,275,290	48012
	CLUTCH PRESSURE PLATE 11" 3 NUKKA	81934M1 2125716K1	MF-35,35X,65,135,165,MKIII, 175,765	48013
	CLUTCH PRESSURE PLATE 12" 3 NUKKA	887903M1	MF-135,135,165,175,185,240,245, 255,265,275,285,290,365,390,590, 690,MKIII	48014
	CLUTCH PLATE 11" 10 SPLINE	899974M92 182841M91 182841M92	MF-35	48015
	CLUTCH PLATE 11" 10 SPLINE	184542M1 506068M1 516068M1 184542M91 3620410AF 516068M91 890302M91 890302M92 3620410M91 3620410M92	MF-35,65,135,165,175	48016
	CLUTCH PLATE MAIN 11" X 1.1/8" 10 SPLINES ASBESTOS FREE WITH STEEL BACKING	516068M92 516068M91 890302M91 516068M93 891386M91 3620410M91 3620410M92	MF-135,165,175,185,20,235,245, 255,265,35,65,765	48017
	CLUTCH PLATE 12" 10 SPLINE	887889M94 907090M93 1680871M91 1486583M91 1866042M93 3599462M92	MF-135,165,175,185,240,265,275, 285,290	48018
	CLUTCH PLATE 12" 10 SPLINE	1693883M91	MF-135,165,240,265,275,285,375, 390	48019
	CLUTCH PLATE MAIN 12" X 1 1/8" 10 SPLINES SINTERED	330001341 887890M93	MF-165,185,235,245,265,275,285 290,565,675,690	48020
	CLUTCH PLATE MAIN 13" X 1.1/8" SPLINES ASBESTOS FREE	21 RIGID 1693917M91 3620415M91 3620415M92 36204515M92	MF-375,390,398,399,699	48021

AFTERMARKET MF PARTS - OEM NAME OR PART NO. USED FOR REFERENCE ONLY

	PTO CLUTCH PLATE 11-9" 10 SPLINE DRIVE) (PTO	969433M2 899823M91 181102M91 181102M92 899823M91 3620411AF 3620411M91 1753753M93 1753753M92 1851650M91 1851652M91 1880501M91 3620411M91	MF-35,65,135,165,175	48022
	PTO CLUTCH PLATE 12-10" 10 SPLINE (PTO DRIVE)	887900M91 887901M91 3620409M91 33620409M91	MF-135,165,175,185	48023
	PTO CLUTCH PLATE 10" 25 SPLINE (PTO DRIVE)	1486544M1 3478359AF 1865836M91 3478359M91 1486544M91 1867386M91 1865836M91 3620417M91	MF-135,165,185	48024
	CLUTCH PLATE-SPLIT TORQUE 9.1/2" x 1.5/8" (25 SPLINES) RIGID FIXED HUB	1867388M91 3478569M91 3478569M92	MF-135,165,185,20,240,265,275, 285,290,298,365,375,390,398,399, 565,590,675,690,699	48025
	CLUTCH BEVELLING SPRING RED SET OF 12PCS	886632M1 886396M1 1753745M1 2125715K1	MF-135,165,175,185,240,265,275, 285,290,365,375	48026
	CLUTCH RELEASE PLATE WITH SPRING	1850201M1 1850200M1 2125663K1 2125664K1	MF-35	48027
	CLUTCH RELEASE PLATE SPRING	1850200M1 2125664K1	MF-35	48028
	CLUTCH REPAIR KIT PATTI TYPE	2125692K1	MF-35	48029
	CLUTCH REPAIR KIT WITHOUT CUT TYPE	N.P.N.	MF-35	48030
	CLUTCH REPAIR KIT	2125737K1 1810857M91	MF-135,165,185,240,265,275,285, 290,365,375,390,565,590,675,690	48031
	CLUTCH REPAIR KIT	1810855M92	MF-65,135,165,175,178,IMT	48032

AFTERMARKET MF PARTS - OEM NAME OR PART NO. USED FOR REFERENCE ONLY

	CLUTCH LEVER KIT 9"/11"	N.P.N.	MF-135,165,175,35,65,765	48033
	CLUTCH FINGER FOR 12" CLUTCH	887898M1	MF-135,165,185,240,265,275,285, 290,365,375,390	48034
	CLUTCH FINGER SPRING	887910M1	MF-135,165,185,240,265,275,285, 290,360,365,375,390,565,575,590, 675,690	48035
	CLUTCH INSERT PIN BIG	891826M1		48036
	CLUTCH INSERT PIN MEDIUM	887893M1	MF-135,165,185,240,265,275,285, 290,355,360,365,375,390,565,575, 590,675,690	48037
	CLUTCH INSERT PIN SMALL	887897M1		48038
	CLUTCH FINGER LINK FOR 12" CLUTCH	887894M1 3900547M1 8879894M1		48039
	CLUTCH FINGER BOLT WITH NUT 235 MM	962840M1 353430X1 353438X1	MF-135,165,175,185,240,245,265, 275,290	48040
	CLUTCH FINGER LOCK HAIR PIN	891827M1	MF-35,65,135,165,175,185,240, 245,265,275,290,365,375,765,IMT	48041
	CLUTCH FINGER COTTER PIN	354048X1 1442967X1		48042
	CLUTCH FINGER FOR 11" CLUTCH	899818M2 1753960M1 1754681M2 1756481M1 1759381M1	MF-35,35X,65,765,135,165,175, IMT	48043
	CLUTCH FINGER SPRING	893121M1 893121M2 1022902M1	IMT,MF-35,35X,65,765,135,165, 175	48044
	CLUTCH INSERT PIN BIG	828597M2	IMT,MF-35,35X,65,765,135,165, 175	48045
	CLUTCH INSERT PIN MEDIUM	1860160M1	IMT,MF-35,35X,65,765,135,165, 175	48046
	CLUTCH INSERT PIN SMALL	1753965M1 1753965M2		48047
	CLUTCH FINGER LINK FOR 11" CLUTCH	899817M1 898817M1	IMT,MF-35,35X,65,765,135,165, 175	48048
	CLUTCH FINGER BOLT WITH NUT MM	20.5 353430X1 353438X1 1853164M1 3147178M1	IMT,MF-35,35X,65,135,155,165, 185,240,265,275,285,290,365,375, 390	48049
	CLUTCH FINGURE BOLT UNF (20.5MM LONG)	3/8" 1853164M1 3147178M1	IMT,MF-35,35X,65,135,165,185, 240,265,275,285,290,355,360,365, 375,390	48050

AFTERMARKET MF PARTS - OEM NAME OR PART NO. USED FOR REFERENCE ONLY

	CLUTCH FINGER LINK	1860159M1	MF-135,165,175	48051
	CLUTCH FINGURE ONLY	1810823M91	MF-35,135	48052
	CLUTCH FINGURE BOLT WITH NUT	181121M1 353917X1	MF-35,135	48053
	CLUTCH HUB O/M MM ID 54	183129M1 183129M2 711971M1	MF-35,65,765,135,165,175,185	48054
	CLUTCH HUB ID 54 MM	886727M2 886727M1 886727M3 886727M4 519232M1	MF- 35,135,165,175,185,240,245, 255,265,275,285,290,298,365,375, 390,398,565	48055
	CLUTCH RELEASE FORK	886719M1	MF-135,165,175,185,240,245,255, 265,275,290,298	48056
	CLUTCH FORK	1877497M2	MF-399	48057
	CLUTCH HUB SPRING	180451M1 180451M2 1867690M2	MF-35,35X,65,765,135,165,175, 185,240,265,275,285,290,365,375, 390	48058
	CLUTCH PEDAL SHAFT SET OF 2 PCS	180444M1 180449M1 180444M2	MF-35,35X,65,135,165,175,185, 275,290,298	48059
	CLUTCH PEDAL SHAFT LONG	180444M1 180444M2 1679460M1	MF-35,35X,65,135,165,175,185, 275,290,298	48060
	CLUTCH PEDAL SHAFT SHORT	180449M1	MF-35,35X,65,135,165,175,185, 275,290,298	48061
	CLUTCH CONTROL PIVOT PEDAL	897701M91 897701M92	MF-165,175,185,265	48062
	CLUTCH CONTROL PIVOT PEDAL	1671130M91 1671130M92 1862072M91	MF-265,275,285,290,375	48063
	CLUTCH PEDAL BUSH SET OF 4 PCS SET	1321 180802M1 184592M1	MF-35,35X,65,765,135,148,165, 175,185,240,265,275,285,290,365, 375,390	48064
	CLUTCH PEDAL ROD	1861031M91 1861031M67	MF-175,265,275,290	48065
	BRAKE PEDAL ROD MM 820	884066M95	MF-165,175,185,240,265	48066

AFTERMARKET MF PARTS - OEM NAME OR PART NO. USED FOR REFERENCE ONLY

	CLUTCH OUTER BEARING 9W2.5 102MM 63.5MM THICKNESS 20.57MM	ID OD	892862R3 833084M1 834602M1 892862M2 892862M1 183131M1 195508M1 1861240M1 1868225M1	MF-35,135,165,185,240,255,265, 275,285,290,365,375	48067
	CLUTCH PEDAL		182460M91 1861169M1	MF-35,35X,135,240	48068
	CLUTCH CENTRALISER		MF159B	MF-135,165,175,185,240,245,255, 265	48069
	CLUTCH CONTROL CABLE (473MM)		3699304M91 3699304M92	MF-365,375,390,398	48070
	CLUTCH CONTROL CABLE (564MM)		3699303M91 3699303M92	MF-365,375,390,398,399	48071
TRANSMISSION & SELECTOR MECHANISM					
	TRANSMISSION PUMP		530718M91 530718M92 1034964M91 1034964M92	MF-MKII	412000
	COUNTER SHAFT 20 SPLINE B - 15 SPLINE C - 17 SPLINE D - 10 SPLINE E - 326 MM	A -	183085M2	MF-35	412001
	COUNTER SHAFT 20 SPLINE B - 15 SPLINE C - 17 SPLINE D - 21 SPLINE E - 320 MM	A -	1868535M1	MF-DI,148	412002
	COUNTER SHAFT SINGLE CLUTCH 20 SPLINE B - 15 SPLINE C - 17 SPLINE D - 21 SPLINE E - 313 MM	A -	1868536M1	MF-245	412003
	COUNTER SHAFT DAUL CLUTCH HOLLOW TYPE A - 20 SPLINE B - 15 SPLINE C - 17 SPLINE E - 313 MM		906472M2 195453M1 906472M3 906743M92 1660916M1 1660916M91 9006743M92	MF-135,165,185,240,245,265,275, 285,290,375,390	412004
TRANSMISSION & SELECTOR MECHANISM					
IMAGE	NAME		OE NO. FOR REF ONLY	MODEL	
	COUNTER SHAFT 20 SPLINE, 15 SPLINE SPLINE	A- B- C-17	183054M1 183054M91 183054M92	MF-35,35X,135,165,240	412005

AFTERMARKET MF PARTS - OEM NAME OR PART NO. USED FOR REFERENCE ONLY

	COUNTER SHAFT HOLLOW TYPE 20 SPLINE B - 15 SPLINE C - 17 SPLINE E - 283 MM	A -	N.P.N.	MF-135,155,165,175,185,240,245, 255,265,275,285,290,365,375,390, MKIII	412006
	COUNTER SHAFT		1677827M1 1677827M3	MF-375,390,398,399	412007
	PINION MAIN DRIVE SHAFT TEETH -18/10 DUAL CLUTCH		180420M1 1669325M1	MF-35,35X,135,240	412008
	PINION MAIN DRIVE SHAFT TEETH - 26		1862423M3	MF-255,265,275,290,575,590,675	412009
	PINION MAIN DRIVE SHAFT TEETH -18/10 SINGLE CLUTCH		964926M3 964926M5 714446M1	MF-135,240,245	412010
	PINION MAIN DRIVE SHAFT TEETH - 18/10 CLUTCH	DUAL	964926M3 3599676M1	MF-135,240,245	412011
	MAIN SHAFT LENGTH - 341 MM 18 SPLINE		1687643M1 1682449M1	MF-135,165,185,240,245,265,375	412012
	MAIN SHAFT BIG LENGTH - 300 MM SPLINE GROOVE	18 7	894702M1 890955M1 880955M2 1682663R1 990955M1 1682663M1	MF-35,65,135,765	412013
	MAIN SHAFT SMALL LENGTH - 290 MM 18 SPLINE GROOVE	3	180441M1	MF-35,35X,50,65,765	412014
	MAIN SHAFT LENGTH - 315MM SPLINE GROOVE	18 6	520701M3 1617694M1 1682542M1	MF-135,165,185,240,245,265,275	412015
	MAIN SHAFT LENGTH - 352 MM 18 SPLINES GROOVE	7	1617695M1 1870149M1 1870149M2	MF-135,165,240,245,265	412016
	MAIN SHAFT LENGTH - 341 MM 18/21 SPLINE/7 GROOVE		1870151M1 1870151M2 1866560M91	MF-135,165,185,240,265,275,290, 365,375,390	412017
	INPUT SHAFT 10/17 SPLINE		906920M1 906919M91 1860009M91	MF-165,185	412018
	INPUT SHAFT 16/25 SPLINE		1671705M1 1671705M2 1671704M91	MF-240,255,265,275,290,390,590	412019
	INPUT SHAFT 20 SPLINE		1869712M91	MF-255,265,290,375,390,575,590	412020
	INPUT SHAFT 17/25 SPLINE		1868531M1 1868530M91	MF-135,165,185,245,255,265,275, 285,590	412021


AFTERMARKET MF PARTS - OEM NAME OR PART NO. USED FOR REFERENCE ONLY

	INPUT SHAFT 17/25 SPLINE		1868528M91 1868528M92	MF-135,165,185,245,265,275,290	412022
	INPUT SHAFT (17/10 SPLINE)		899332M91 899332M92	MF-135,165,175,185	412023
	INPUT SHAFT SPLINE	6/10	1677725M1 1677725M2 1677725M3	MF-275,290,675,690,698	412024
	INPUT SHAFT SPLINE	21	1693790M1 1693790M2	MF-275,290,375,390	412025
	INPUT SHAFT 10 SPLINE MULTI POWER TRANS		516523M2 189396M91 516523M92	MF-135,165,185,240,265,275,285, 290,575,590,675,690	412026
	IPTO SHAFT 20/25 SPLINE		1677738M1 6203588M91 1677746M92	MF-275,290,390,398,399	412027
	IPTO SHAFT SPLINE	20	3599579M1	MF-390,398,399	412028
	LOW SPEED GEAR TEETH-44		189439M1 520700M2 520700M3 520700M4 898912M1 1660917M2 1682688M1 1682989M1	MF-35,35X,135,165,175,185,240, 245,255,265,275,285,290,365,370	412029
	LOW SPEED GEAR TEETH-45		183042M1	MF-35,35X,50,65,765	412030
	MAIN SHAFT 3rd SPEED GEAR TEETH - 41/18		964917M1 1682690M1 1682690M2 1660094M1	MF-135,145,165,240,245,265,275, 285,290,365,390	412031
	CONSTANT MESH GEAR TEETH -50		181799M1	MF-35,135	412032
	CONSTANT MESH GEAR		1671706M1	MF-240,245	412033
	INTERMEDIATE & HIGH SPEED GEAR TEETH - 36/46/18 8 SPEED		891904M1 1682691M1	MF-35,135,165,175,240	412034
	INTERMEDIATE & HIGH SPEED GEAR TEETH - 36/46/18 6 SPEED		880957M2	MF-245	412035
	CLUSTER REVERSE GEAR TEETH -13/21		183040M1 1660919M1 183040M91 6217373M1	MF-35,135,165,175,185,240,265, 275,285,290,365,390	412036

AFTERMARKET MF PARTS - OEM NAME OR PART NO. USED FOR REFERENCE ONLY

	REVERSE IDLER GEAR	1688127M1	MF-275,290,365,398,399,690,699	412037
	PINION HIGH SPEED GEAR TEETH -33	180415M1 180415M2	MF-35,35X,135,165,175,240,265, 275,285,290,365,390	412038
	PINION INTERMEDIATE SPEED GEAR TEETH -23	180419M1 180419M2	MF-35,35X,135,165,175,240,265, 275,285,290,365,390	412039
	PINION INTERMEDIATE SPEED GEAR TEETH -20	1687430M1	MF-265,275,290,298,365,390,398, 399,690,699	412040
	PINION GEAR TEETH -28/20	964916M1 964916M2	MF-135,165,185,240,245,265,275, 285,290,365,390	412041
	PTO GEAR TEETH -53 /15	186782M1 899329M1 1867820M1	MF-135,165,175,185	412042
	PTO GEAR TEETH - 53/21	1868532M1 1868532M92	MF-135,245,255,265,275,285,290, 590	412043
	MAIN SHAFT COUPLING SMALL LENGTH - 2.1/16" (52.38MM)	184770M1 184770M2 184770M3	MF-35,135,165,175,185,240,265, 275	412044
	MAIN SHAFT COUPLING BIG LENGTH - 2.1/4" (57 MM)	180435M1	MF-35	412045
	MAIN SHAFT COUPLING	1866557M1 1866557M2	MF-165,185,245,255,265,275,285, 290,298,375,390,398,399,565,590, 675,690,698,699	412046
	GEAR PLANETARY RING LONG N/M WIDTH - 1.723"	1865528M1	MF-35,165,240,255,265,275,290, 245,365	412047
	GEAR PLANETARY RING SHORT O/M WIDTH - 1.575"	180405M1	MF-35	412048
	GEAR PLANETARY RING WIDTH -1.15/16" -68 HEAVY DUTY	TEETH 1867424M2	MF-185,245,255,265,275,285,290, 298,365,390,398,399	412049
	CARRIER UNIT EPICYCLIC GEAR HEIGHT 1-1/16" SHORT COLLAR	827719M1 827719M91	MF-135,165	412050

AFTERMARKET MF PARTS - OEM NAME OR PART NO. USED FOR REFERENCE ONLY

	CARRIER UNIT EPICYCLIC N/M GEAR HEIGHT 1-1/16" LONG COLLAR	887711M3 897016M92 897711M92 897711M93 897711M91	MF-35,135,165,240,245,265,365	412051
	CARRIER UNIT EPICYCLIC GEAR HEIGHT 1-5/16"	516512M2 882503M91 887128M92 909926M91 1808974M92 1886634M91	MF-175,185	412052
	CARRIER UNIT EPICYCLIC 8 SPEED	2521194 2521194M1 1870538M1 2521194K92 1870538M92 1870538M93 1888677M91 1866558M92 1866558M93	MF-165,175,185,245,265,275,285, 290,298,365,390,399	412053
	CARRIER UNIT EPICYCLIC (24 SPLINE - 3 GEAR TYPE)	361212M1 1864872M3	MF-135,165,175,185,240,245,255, 265,275,365,390,590,690,699	412054
	CARRIER UNIT REPAIR KIT O/M	N. P. N.	MF-35	412055
	CARRIER UNIT REPAIR KIT N/M	N. P. N.	MF-35	412056
	CARRIER UNIT PIN O/M WITH ROLLER WITH COPPER & STEEL WASHER	N. P. N.	MF-35	412057
	CARRIER UNIT PIN N/M WITH ROLLER WITH COPPER & STEEL WASHER	N. P. N.	MF-35	412058
	CARRIER UNIT GEAR	1866552M1	MF-255,265,270,275,285,290,298, 375,398,399	412059
	CARRIER UNIT WASHER SET O/M	180414M1	MF-35,35X	412060
	CARRIER UNIT WASHER SET N/M	897367M1	MF-35,135,165,175,240,365	412061
	CARRIER UNIT PIN O/M	N. P. N.	MF-35	412062
	CARRIER UNIT PIN N/M	N. P. N.	MF-35	412063
	CARRIER UNIT PIN WASHER SET O/M	N. P. N.	MF-35	412064
	CARRIER UNIT PIN WASHER SET N/M	N. P. N.	MF-35	412065
	CARRIER UNIT GEAR WASHER O/M	N. P. N.	MF-35	412066
	CARRIER UNIT GEAR WASHER N/M	N. P. N.	MF-35	412067
	CARRIER UNIT ROLLER O/M	N. P. N.	MF-35	412068
	CARRIER UNIT ROLLER N/M	N. P. N.	MF-35	412069

AFTERMARKET MF PARTS - OEM NAME OR PART NO. USED FOR REFERENCE ONLY

	CARRIER UNIT PLATE FRONT CUT TYPE	180408M2 180408M1	MF-35,35X,135,165,175,185,240, 245,255,265,275,290,365	412070
	CARRIER UNIT PLATE FRONT	1867425M1	MF-185,245,265,275,290,298,365, 390,399	412071
	CARRIER UNIT PLATE REAR	1867423M1	MF-185,245,265,275,290,298,365, 390,398,399	412072
	CARRIER UNIT PLATE REAR	184012M4	MF-35,35X,135,165,175,185,240, 245,265,275,290,365	412073
	CARRIER UNIT PLATE	N. P. N.	MF-135,185	412074
	CARRIER UNIT PLATE REAR WITHOUT CUT	180407M2	MF-35	412075
	CARRIER UNIT SHIM	180403M1 180403M2 184011M1	MF-35,35X,135,165,175,185,240, 245,255,265,275,365	412076
	CARRIER UNIT SHIM	N. P. N.	MF-185	412077
	CARRIER UNIT SHIM	1867426M1	MF-255,265,275,285	412078
	EPICYCLIC THRUST WASHER	894867M1 1866543M1 1866542M1	MF-165,265,275,285,365,390,590	412079
	REVERSE GEAR SHAFT	180445M1	MF-35,35X,135,165,175,240,265, 275,285,290,365,390,398	412080
	MAIN SHAFT THRUST WASHER	964944M1	MF-135,165,175,185,240,245,255, 265,275,285,290,298,365,390,590, 690	412081
	MAIN SHAFT SPACER	2700274M1 2700274M2	MF-133,135,165,185,240,245,255, 265,275,285,290,365,590,690	412082















AFTERMARKET MF PARTS - OEM NAME OR PART NO. USED FOR REFERENCE ONLY

	REVERSE GEAR REPAIR KIT WITH ROLLER & WASHER	183039M1 183037M1 183038M1	180458M1	MF-35,135,155,165,175,185,240,245,250,255,265,275,285,290,365, 390,398,399	412083
	MAIN HOUSING SNAP RING	184170M1		MF-245	412084
	MAIN SHAFT SNAP RING 44 X 36 X 2.4 MM	195222M1		MF-35	412085
	COUNTER SHAFT SNAP RING 60.0 X 50.2 X 4.8 MM	195499M1		MF-35,245,285	412086
	COUNTER SHAFT SNAP RING BIG 62.7 X 51.6 X 2.8 MM	195500M1		MF-35,245,285	412087
	COUNTER SHAFT SNAP RING 55.6 X 46.1 X 2.4 MM	195363M1	195363X1	MF-245,285	412088
	SNAP RING 38.2 X 31.7 X 1.6 MM	358913X1		MF-135,165,175,185,240,245,250,265,270,275,390,399	412089
	SNAP RING 50.80 X 2.40 MM	377602X1		MF-135,165,175,185,240,245,250,265,270,275,390,399	412090
	SNAP RING 52 X 45.7 X 2.9 MM	831581M1 831581M2		MF-135,165,175,185,240,245,250,265,270,275,390,399	412091
	GEAR BOX INPUT HOUSING O/M 6 SPEED SINGLE CLUTCH	180428M3 711970M1 1867233M3		MF-35,135,165,175,240	412092
	GEAR BOX INPUT HOUSING N/M 6 SPEED SINGLE CLUTCH	711177M1	1867223M3	MF-135,165	412093
	GEAR BOX INPUT HOUSING 8 SPEED SINGLE CLUTCH	714447M1 1693837M1 964903M91 1693833M92 1860890M91 1860890M92	1860876M1 1860876M3	MF-245,265,285	412094

AFTERMARKET MF PARTS - OEM NAME OR PART NO. USED FOR REFERENCE ONLY

	GEAR BOX INPUT HOUSING 8 SPEED DUAL CLUTCH	946903M2 1860890M3	MF-165,240,265	412095
	GEAR BOX INPUT HOUSING MULTI POWER RETAINER	1860889M1 1885502M91 1860889M91	MF-175,185	412096
	RAIL TRANS GEAR SHAFT (1ST & REV. SPEED)	(180442M2 1678867M1	MF-35,135,165,175,185,240,245, 255,265,275,285,290,590	412097
	RAIL TRANS GEAR SHAFT & 4TH SPEED) (2ND	180438M2 1678866M1	MF-135,145,165,175,185,240,245, 265,275,285,590	412098
	RAIL TRANS GEAR SHAFT (3RD SPEED)	1678864M1 1678865M1	MF-135,165,175,185,240,245,255, 265,275,285,290,590	412099
	RAIL TRANS GEAR SHAFT (2ND & 3RD SPEED)	1672783M3	MF-240,265,275,290	412100
	RAIL TRANS. GEAR SHAFT (HIGH & LOW) 20.1/32" LANGTH	894703M1 894703M2 6222019M91	MF-135,165,175,185,240,245,255, 265,275,285,290,565,575,590	412101
	RAIL TRANS. GEAR SHAFT (HIGH & LOW)	3697277M1	MF-399	412102
	GEAR FORK BIG (1ST& REV.- 2ND & 3RD SPEED) [6 SPEED TRANSMISSION]	180437M1	MF-35,35X,135,175,165,240,285	412103
	GEAR FORK BIG (1ST, 2ND & 4TH SPEED) [6 & 8 SPEED TRANSMISSION]	1860660M1 1860773M1 1862139M1	MF-135,165,175,185,240,245,255, 265,275,285,290,590	412104
	GEAR FORK SMALL (1ST, 2ND & 4TH SPEED) [12 SPEED TRANSMISSION]	1674654M3	MF-399	412105
	GEAR FORK MEDIUM (2ND & 3RD SPEED) [8 SPEED TRANSMISSION]	1873532M1 1862867M1 1873532M2 1873532M3	MF-135,155,165,185,240,245,265, 275,285,290	412106
	GEAR FORK MEDIUM (2ND & 3RD SPEED) [12 SPEED TRANSMISSION]	1693825M1	MF-399	412107
	GEAR FORK SMALL SPEED TRANSMISSION] [6	180443M1	MF-35,240,245	412108

AFTERMARKET MF PARTS - OEM NAME OR PART NO. USED FOR REFERENCE ONLY

	GEAR FORK BIG [12 SPEED TRANSMISSION]	1693831M3	MF-399	412109
	GEAR FORK SMALL (HIGH/ LOW CURVED) [6 & 8 SPEED TRANSMISSION]	897065M1 897065M2	MF-35,135,165,175,185,235,245, 255,265,275,290,298,365,390	412110
	SELECTOR JAW	1862868M2	MF-135,165,175,185,240,245,255, 265,275,285,290,298,365,390,590	412111
	SELECTOR JAW	1674536M1	MF-399	412112
	SELECTOR JAW	1693830M1	MF-399	412113
	TRANSMISSION COVER ASSY	881510M1	MF-185	412114
	TRANSMISSION COVER ASSY	1667385M1	MF-275,285	412115
	GEAR LEVER BIG (1ST,2ND,3RD & REVERSE)	891405M1 194550M3 1673814M2 1678381M2 1678381M93	MF-35,35X,135,185,240,265,275, 290	412116
	GEAR LEVER BIG	894796M1	MF-165,185	412117
	GEAR LEVER BIG	1873587M1	MF-285	412118
	GEAR LEVER 1ST,2ND,3RD,4TH & REVERSE)	(1673892M3 1873274M1 1873274M2	MF-265,275,285,290	412119
	GEAR SHIFT PLANETARY LEVER	180440M2	MF-35,135,165,185,240	412120
	GEAR SHIFT PLANETARY LEVER	1873275M2	MF-285	412121
	GEAR LEVER DUST COVER (OLD)	180579M3 180579M4 520858M1	MF-35,35X,135,165,175,185,240, 245,255,265,275,285,290,365,375, 390,TE20	412122
	GEAR LEVER DUST COVER	1678565M1 1678565M2	MF-35,35X,135,165,175,185,240, 245,265,285,290,365,375,390	412123

AFTERMARKET MF PARTS - OEM NAME OR PART NO. USED FOR REFERENCE ONLY

	GEAR LEVER DUST COVER	1694127M1 1694127M3	MF-240,375,390,398,399	412124
	GEAR SHIFT LEVER CUP WITH CHECK NUT	827211M1 827690M1 827960M1	MF-35,35X,65,135,165,240,245, 285	412125
	GEAR SHIFT LEVER CUP CHECK NUT	827211M1		412126
	GEAR SHIFT LEVER CUP	827690M1 827960M1	MF-135,165,240,245,35,65,765	412127
	GEAR SHIFT LEVER STOP PLATE WITH SELECTOR LOCK PIN	180453M1 180457M1	MF-35,65,765	412128
	GEAR SHIFT SPRING SEAT	180583M1 1861024M1	MF-135,165,175,185,240,245,265, 275,285,290,565,575,590,TE20, TO20	412129
	GEAR SHIFT LEVER TENSION SPRING	180582M1 192007M1 964894M1	MF-135,165,175,185,240,245,255, 265 275,285,290,35,35X,365,375, 390,565,575,590,65,765,TE20, TE20A,TE20D, TE20F,TO20	412130
	GEAR PLUNGER WITH SPRING O/M PLUNGER LENGTH 21MM	180418M1 191221M1 180418M2	MF-35,35X,65,135,175,185,240, 245,255,265,275,285,290,375,390	412131
	GEAR PLUNGER WITH SPRING N/M PLUNGER LENGTH 30MM	180418M1 191221M1	MF-35,35X,65,135,175,185,240, 245,255,265,275,285,290,375,390	412132
	GEAR PLUNGER WITH SPRING PLUNGER LENGTH 21MM	N. P. N.	MF-285	412133
	GEAR PLUNGER WITH SPRING PLUNGER LENGTH 25MM	3610589M2 3610591M3	MF-399	412134
	GEAR PLUNGER LENGTH 30MM	180418M1 180418M2	MF-135,165,175,185,240,245,255, 265,275,285,290,35,35X,365,375, 390,565,575,590,595,675,690	412135
	GEAR PLUNGER SPRING	180417M1 191221M1 191221M2	MF-35,35X,135,165,175,185,240, 245,265,275,285,290,365,375,390, 590	412136
	GEAR BALL RETAINER PLATE	1860761M1	MF-240,245	412137
	GEAR STOP PLATE	1860764M3 1860764M2	MF-35,135,165,185,240,245,255, 265,275,290,365	412138
	GEAR PACKING PLATE	1860765M2	MF-35,65,765	412139










AFTERMARKET MF PARTS - OEM NAME OR PART NO. USED FOR REFERENCE ONLY

	GEAR PIN WITH BALL	391838M1 1860767M1	MF-240,245	412140
	MAIN SHAFT BEARING 1212	JL-195513M1	MF-35,135,165,175,185,240,265, 275,285,290,298,365,390,399	412141
	BEARING NJ 245 47905	886668M1	MF-35,135,165,175,240,245,255, 265,275,290,298,365,399	412142
	P.T.O. SHAFT BEARING 228	JL-195453M1	MF-135,165,185,240,245,265,275, 285,290	412143
	TOP GEAR SHAFT BEARING TJ162116 1" x 1.5/16" x 1"	195873M1 834844M1 2700273M1	MF-135,165,175,185,240,245,265, 275,285,290	412144
ELECTRICAL PARTS				
IMAGE	NAME	OE NO. FOR REF ONLY	MODEL	
	FUEL GAUGE	898418M1	MF-135,148	43000
	FUEL GAUGE (52MM DIAMETER)	(52MM) 894844M1 898418M1	MF-165,175,185	43001
	FUEL GAUGE (52MM DIAMETER)	1877717M92	MF-240,245,265,285,290,298,575, 590	43002
	FUEL GAUGE	12V 528424M91 1074336M91	MF-135	43003
	TEMPERATURE GAUGE	881396M1 180727M91 180727M92 180727M93 881369M91 881396M91 899455M91 1078125M91	MF-35,35X,135,165,175,185,TE20	43004
	TEMPERATURE GAUGE	1877719M92	MF-240,245,255,265,285,290,298 575,590	43005










AFTERMARKET MF PARTS - OEM NAME OR PART NO. USED FOR REFERENCE ONLY

	VOLTMETER GUAGE	1672835M2	MF-240,245	43006
	VOLTMETER GUAGE 12V (2"DIAMETER)	772995M91	MF-230,240,243,250,253,263	43007
	AMMETER GUAGE 40MM	36047 36047F 2757182	36351 MF-35,35X,135,165,175,185	43008
ELECTRICAL PARTS				
IMAGE	NAME	OE NO. FOR REF ONLY	MODEL	
	TACHOMETER	890223M91 890223M92 890422M91	MF-35	43009
	TACHOMETER	899428M9 894428M91	MF-35	43010
	TACHOMETER	193890M91 193980M91 829222M92 890222M92 890421M91 890421M92	MF-35	43011
	TACHOMETER	894429M91 899427M91 899429M91	MF-35	43012
	TACHOMETER	899423M91 899425M92	MF-135	43013
	TACHOMETER	898465M91 898465M92 898467M91 898467M92	MF-135	43014
	TACHOMETER	899655M91 899657M92	MF-135	43015
	TACHOMETER	1860018M91 1860059M91	MF-135	43016

AFTERMARKET MF PARTS - OEM NAME OR PART NO. USED FOR REFERENCE ONLY

	TACHOMETER	898469M91 898471M92	MF-135	43017
	TACHOMETER	888562M91 1860057M91	MF-135	43018
	TACHOMETER	898461M92 898463M92	MF-135	43019
	TACHOMETER	908472M1 3381904M1	MF-135	43020
	TACHOMETER	89663M92 899663M91 899665M92	MF-165,175,185	43021
	TACHOMETER	898489M91 898489M92	MF-165,175,185	43022
	TACHOMETER	898485M91 898485M92 898487M92	MF-165,175,185	43023
	TACHOMETER	899419M92 899421M91 899421M92	MF-165,175,185	43024
	TACHOMETER	908473M1 3381905M1 1860065M91	MF-165,185	43025
	TACHOMETER	1860063M91	MF-165,185	43026
	TACHOMETER	1674638M92 1699381M91 1877718M92	MF-240,245,255	43027
	TACHOMETER	1674637M91 1674637M92 1875187M92	MF-240,265,285,290,298,575,590	43028

AFTERMARKET MF PARTS - OEM NAME OR PART NO. USED FOR REFERENCE ONLY

	TACHOMETER DRIVE UNIT	2758346 1446059M1 1853144M1 1853368M1	MF-240,265,285,290,298,365,375, 390,575,590,675,690	43029
	TACHOMETER HOUSING	37416751 731208M1	MF-35,35X,135,240,245,255	43030
	TACHOMETER DRIVE CABLE 584.2MM	827855M1 828033M92 882539M91 890232M91 890460M91	MF-35,35X,135	43031
	TACHOMETER CABLE	827855M1 828033M92 882539M91 890232M91 890460M91	MF-35,35X,135	43032
	TACHOMETER CABLE (690MM)	967572M1 828033M92 1699381M91 1699381M92	MF-240,245,255	43033
	TACHOMETER CABLE	967572M1 828033M92 1699381M91 1699381M92	MF-65,240,245,255	43034
	TACHOMETER DRIVE CABLE 1346.2 MM	880406M91 882021M91 882026M91 880406M91 882021M91 882026M91 1853233M1 1875889M91 1875889M92 1876289M92 1876289M93 2800986M93 1682557M91	MF-165,175,185,240,265,275,290, 575,590	43035
	OIL PRESSURE GUAGE (AS ORIGINAL 3/8" 24 TPI UNF FEMALE THREAD)	9273 180100M91 180100M92 506902M92	MF-135,TE20	43036
	OIL PRESSURE GUAGE 1/8" NPT MALE THREAD	180100M92 506902M92	MF-135,TE20	43037

AFTERMARKET MF PARTS - OEM NAME OR PART NO. USED FOR REFERENCE ONLY

	OIL PRESSURE GUAGE	908428M1 960265M1 968903M1 3381907M1 506902M92 1458875M91 1850337M96 1850377M96 1853097M91 1853097M92	MF-35,35X,65,135,165,175,185, TE20	43038
	IGNITION SWITCH	35630 2846124 883920M1 883928M1 963416M1 967570M4 883928M91	MF-35,35X,135,165,175,185	43039
	IGNITION SWITCH	883920M1 883928M1 963416M1 967570M4 504809M91 883928M91	MF-35,35X,135,165,175,185	43040
	IGNITION SWITCH	2846130 34228R 35670R 1874535M1 1874535M3 1874535M3 1446116M91 1874120M91 1874120M93 1874120M93	MF-135,175,185,240,245,255,265, 275,285,290,298,365,375,390,398, 575,590	43041
	IGNITION SWITCH	1874535M3 1446116M1 1446116M91 1874120M91 1874120M93	MF-135,175,185,240,245,255,265, 275,285,290,298,365,375,390,398, 575,590	43042
	IGNITION SWITCH	3302034M91 3305189M92	MF-675,690	43043
	IGNITION SWITCH KEY	312305 54330767 829917M1 883930M1 3813361M1	MF-35	43044
	IGNITION SWITCH KEY	54324157 3813361M1 1695447M1 3305190M91	MF-35,35X,65,135,165,175,185, 240,245,255,265,275,290,298,575, 590	43045
	HEADLAMP SWITCH	34952 54033364 882283M1	MF-35,35X,65,135,165,175,185, 240,245,255,265,275, 290,298	43046
	HEADLAMP SWITCH	882283M1	MF-35,35X,65,135,165,175,185, 240,245,255,265,275,290,298,575, 590	43047

AFTERMARKET MF PARTS - OEM NAME OR PART NO. USED FOR REFERENCE ONLY

	OIL PRESSURE SWITCH	1877721M92 3599307M91	MF-240,245,255,365,375,398,399, 575,590,675,690	43048
	OIL PRESSURE SWITCH	3595186M2	MF-365,375,390,398,399	43049
	WATER TEMPERATURE SWITCH	1877731M92 1877731M93	MF-135,240,245,255,265,275,285, 290,298,398,399,575,590,675,690, 698	43050
	NEUTRAL SWITCH	3759508M91	MF-240,365,375,390,398,399	43051
	NEUTRAL SWITCH	3698425M1	MF-365,375,390,398,399	43052
	TOGGLE SWITCH	881670M1 3101795M1	MF-135,165,175,240,245,255,285, 290,298,575,590	43053
	HORN/LIGHTING SWITCH	34592 1699034M1 1668816M2 1668816M91 1699034M91	MF-135,165,175,185,240,245,255, 265,275,285,290,298,575,590	43054
	HAZARD SWITCH	1671544M1	MF-135,240,245,255,275	43055
	SAFETY SWITCH	34198 39121 39855 963417M2 888501M2 1679223M1 1679223M2 1012043M91	MF-135,175,185,240,245,255,265, 275,285,290,298,365,375,390,398, 575,590	43056
	HEATER PLUG	2666108 1446935M1 3583453M2 3583543M2 893501M91	MF-135,240,255	43057
	HEATER PLUG	2666108 1446935M1 3583453M2 3583543M2 893501M91	MF-135,240,255	43058
	HEATER PLUG	2666103 893501M1 893501M91	MF-135,165,175,185,240,265,285, 290,298,365,375,390,398,575,590, 675,690	43059

AFTERMARKET MF PARTS - OEM NAME OR PART NO. USED FOR REFERENCE ONLY

	HEATER PLUG		2666108 1446935M1 3583453M2 3583543M2 893501M91	MF-135,165,175,185,240,245,255, 265,285,290,298,365,375,398,399, 575,590,675,690	43060
	SPARK PLUG X 23MM REACH	14	N.P.N	MF-35,135,TE20	43061
	SPARK PLUG	N21	N.P.N	MF-135,TE20	43062
	FUEL SENDER		962386M3 897403M91	MF-135	43063
	FUEL SENDER		1861789M91	MF-135	43064
	FUEL SENDER		897389M91	MF-175,185	43065
	FUEL SENDER		3762582M1 1661794M91	MF-240	43066
	FUEL SENDER		1678517M2 183394M91	MF-265,290	43067
	FUEL SENDER		3762526M91	MF-365,375,390,398	43068
	FUEL SENDER		3762527M91	MF-365,375,390,398,399	43069
	HEADLAMP RH-RED		N.P.N.	MF-35,35X,65,765	43070
	HEADLAMP LH-RED		N.P.N.	MF-35,35X,65	43071
	HEADLAMP-RED		60226	MF-35,65,TE20	43072
	HEADLAMP RH (RH DIP)		1860175M1 1890154M1 1672768M91	MF-135,165,175,185,240,245,255, 290,298,575,590,675,690	43073

AFTERMARKET MF PARTS - OEM NAME OR PART NO. USED FOR REFERENCE ONLY

	HEADLAMP RH (LH DIP)	1860177M1 1672766M91 1890156M91	MF-135,165,175,185,240,245,255, 290,298,575,590,675,690	43074
	HEADLAMP LH (RH DIP)	1672769M1 1860176M1 1890155M1 1672769M91 1874192M92	MF-165,175,185,240,255,265,290, 298,575,590,675,690	43075
	HEADLAMP LH (LH DIP)	1890717M1 1672767M91	MF-135,165,175,185,240,245,255, 290,298,575,590,675,690	43076
	HEADLAMP ROUND RH/LH	54052545 BU/1750/A	MF-135,165,175	43077
	HEADLAMP ASSEMBLY	1693943M93	MF-240,365,375,390,398,399	43078
	HEADLAMP ASSEMBLY RH/LH (RH DIP)	1693944M93	MF-240,365,375,390,398,399	43079
	HEADLAMP & COWLKIT RH (RH DIP)	1860175M1 1890154M1 1672768M91	MF-135,165,185	43080
	HEADLAMP & COWLKIT LH (RH DIP)	1672769M1 1860176M1 1890155M1 1672769M91 1874192M92	MF-135,165,185	43081
	HEADLAMP & COWLKIT RH (LH DIP)	N.P.N.	MF-135,165,175,185	43082
	LH HEADLAMP & COWLKIT (LH DIP)	N.P.N.	MF-135,165,175,185	43083
	FRONT / REAR SIDE LIGHT	1750002M1	MF-135,165,175,185	43084

AFTERMARKET MF PARTS - OEM NAME OR PART NO. USED FOR REFERENCE ONLY

	LENS CLEAR	N.P.N.	MF-35,35X	43085
	LENS RED	N.P.N.	MF-35,35X	43086
	REAR LIGHT	54057291 884001M92 1678868M92	MF-135,148,165,168,175,178,185	43087
	LENS - RED	54587713	MF-135,165,175,185	43088
	SIDE LIGHT	52391 U52391 880399M	MF-135,165,175,185	43089
	REAR LIGHT LH/RH	1682738M91	MF-240	43090
	REAR LIGHT (RH) 54°	1668658M91 1678869M91 1678869M92 1808842M91 1808842M92	MF-240,265,290,298	43091
	LIGHT - REAR (LH) 54°	1668657M91 1678868M91 1678868M92 1808843M91 1808843M92	MF-240,265,290,298	43092
	LIGHT-FRONT RH	1678990M91	MF-240,265,290,298	43093
	FRONT LIGHT LH	1678991M91	MF-240,265,290,298	43094
	LENS	3310292M91	MF-240,265,290,298	43095
	SIDE LIGHT LH/RH	1678580M91	MF-240,265,290	43096

AFTERMARKET MF PARTS - OEM NAME OR PART NO. USED FOR REFERENCE ONLY

	FRONT LIGHT LH/RH	1678991M91	MF-240,265,290,298	43097
	REAR LIGHT	1682738M91	MF-240	43098
	FRONT LIGHT RH	3699483M91 3809603M91	MF-365,375,390,398,399	43099
	FRONT LIGHT LH	3809602M91	MF-365,375,390,398,399	43100
	LENS	1424346M1	MF-365,375,390,398,399	43101
	REAR LIGHT LH/RH	1695847M91	MF-365,375,390,398,399	43102
	REAR LIGHT LH/RH	3536200M91	MF-365,375,390,398,399	43103
	LENS RED/AMBER	3311571M91	MF-365,375,390,398,399	43104
	FRONT LIGHT RH/LH	1695628M91 3387450M91 3531529M91 3582228M91	MF	43105
	LENS	1424346M1	MF-365,375,390,398,399	43106
	REAR LIGHT- (RH/LH)	3698192M91 3763386M92 3763387M92	MF-365,390,398,399	43107
	LENS	3310307M91	MF-365	43108
	REFLECTOR C/W BRACKE	57147 1884480M1	MF-135,165,175,185,240,265,290	43109

AFTERMARKET MF PARTS - OEM NAME OR PART NO. USED FOR REFERENCE ONLY

	WORK LAMP ASSY	1678582M91	ALL MODELS	43110
	WORK LAMP WITH BULB	886997M91 886998M91 1886656M91	ALL MODELS	43111
ENGINE PARTS				
	CAM SHAFT A3.144/A3.152/AD3,152	31415261 733507M1 3111415261	MF-240,245,255	49000
	CAM SHAFT A3.144/A3.152/AD3,152	31415321 736818M1 31415321P	MF-165,175,185,240,255,265,275, 285,290,365,590,690	49001
	CAM SHAFT A4.236/ A4.248	31415371 31415374 3637537M1	MF-165,175,240,265,275,290,365, 690	49002
	CAMSHAFT	31415361 31415363 3641840M91	MF-275,290	49003
	CAM SHAFT BUSH A4.212/A4.236/ A4.248/AT4.236/T4.236	31134163 31134164 31134165 31134132 734883M1 3638093M1 3638579M1 4222017M1	MF-165,175,185,240,255,265,275, 285,290,365,390,398,690	49004
	CONNECTING ROD A3.1.52/AD3.152/A4.192	59908 2290011 ZZ90011 00050234 M7BJ0052 3637439M91	MF-35,35X,135,TE20,240	49005
	CONNECTING ROD AD3.152/A4.203/AD4.203	84774 91051 ZZ90010 SA063496 M7BJ0014 736386M91 3637392M91 3637392M91	MF-135,165,240,245,255	49006
	CONNECTING ROD A4.236/A6.354/A4.248/A4.212	84920 ZZ90009 M7BJ0015 3637034M91	MF-175,165,185,240,265,275,285, 290,365,390,399	49007
	CONNECTING ROD A6.354/A4.236T	ZZ90013 736386M91 3637028M91	MF-35,35X,135,165,240,245,255, 390,398	49008

AFTERMARKET MF PARTS - OEM NAME OR PART NO. USED FOR REFERENCE ONLY

	CONNECTING ROD PHASER 1006	ZZ90058	MF-3625	49009
	CONNECTING ROD	ZZ90146	MF-260,2225,2230,2235,3220,3235,3330,3340,3350,3355,374,394,4225,4235,4265	49010
	CYLINDER LINER SEMI FINISHED 84.16 MM A4.192	0530002 731595M1	MF-65,765	49011
	CYLINDER LINER SEMI FINISHED 90.55 MM AD3.152/AD4.203/AT3.152	31358323 734179M1	MF-35,135,165,240,245	49012
	CYLINDER LINER SEMI FINISHED 97.79 MM A4.236/AT4.236	3135X031 3135X031 3637031M1	MF-184,365,398	49013
	CYLINDER LINER SEMI-FINISHED 98.19 MM A4.236/A4.212	31358393 31358349 31358361 31358393 734644M1 741131M1	MF-165,265,275,398	49014
	CYLINDER LINER SEMI FINISHED 100.22 MM A4.248	31358346 31358352 31358346 740571M1 742466M1 740571M1 740 571M1	MF-265,275,285,290,590,690	49015
	CYLINDER LINER SEMI FINISHED 100.33MM A4.248	31358343 737214M1	MF-178,185,188	49016
	CONNECTING ROD BUSH A3.152/AD3.152/AD4.203,AT3.152/ A4.192/A4.203	40360 0050119 31134151 740407M1 731087M1	MF-35,135,240,245,255	49017
	CONNECTING ROD BUSH	825146M1	MF-35,135,TE20	49018
	CONNECTING ROD BUSH A4.212,A4.236,A4.248,A6.354, A6.354.4 (SET OF 4 PCS)	31134123 733767M1	MF-165,175,255,275,285,290,399	49019
	CONNECTING ROD BUSH AT4.236,1006.6T OF 6 PCS) (SET	31134131 744971M1	MF-390,399	49020
	CONNECTING ROD BUSH A4.318,A4.318.2	0050128 731463M1	MF-592,595,1080,1085	49021
	CONNECTING ROD BUSH 1004.4T,1007.40,1004.40T,1004.42, 1004.40TW	3112E011 4222131M1 4226765M1	MF-750,760,860,8925,8926,8937, 8939,960,965	49022
	PISTION PIN P3 (GUDGEON PIN)	0610516	MF-35	49023









AFTERMARKET MF PARTS - OEM NAME OR PART NO. USED FOR REFERENCE ONLY

	PISTON PIN (GUDGEON PIN)	61DE0007	MF-35DI,245	49024
	CONNECTING ROD BOLT WITH NUT A3.144, A3.152	0095250 1476245 33221319 33221327 375756X1 1476245X1	MF-135,165,240,245,255,TE20	49025
	CONNECTING ROD BOLT WITH NUT A4.212, A4.236, A4.248, G4.236, A4.248	32762145 33221328 32762116 32762144 32762145 376568X1 3637029M1 3637030M1 4222485M1	MF-165,175,185,240,255,275,285, 290,365,390,399,590,690,699	49026
	CONNECTING ROD NUT 7/16" UNF A4.212, A4.236, A4.248, G4.236, A4.248	2211284 33221319 33221312 33221315 33221327 376506X1 377185X1 1476245X1	MF-135,155,165,235,240,245,255, TE20	49027
	ENGINE VALVE SPRING KIT SET OF 12 PCS A3.144, A3.152, AD3.152, A4.192, A4.203, AD4.203	780006 780007 731153M1 731154M1	MF-35,165,245,255	49028
	ENGINE VALVE SPRING INLET	103369 891124M1	TE20 F	49029
	ENGINE VALVE SPRING EXHAUST	103368 891123M1	TE20	49030
	ENGINE VALVE SPRING INLET	1884126M1	MF-35 FE	49031
	ENGINE VALVE SPRING EXHAUST	86745 1884125M1	MF-35 FE	49032
	ENGINE VALVE SPRING INLET A3.144, A3.152, AD3.152, A4.192, A4.203, AD4.203	0780007 731153M1	MF-135,155,165,240,245,255	49033
	ENGINE VALVE SPRING EXHAUST A3.144, A3.152, A4.192, A4.203, AD3.152, AD4.203	0780006 731154M1 831154M1 3637378M91	MF-135,165,240,245,255	49034
	ENGINE VALVE SPRING KIT SET OF 16 PCS A4.203.2, AD4.203.2, A4.212,A4.236, A4.248, 4.248 Series, A4.248,A4.372, A6.354, A6.354.4, A6.372	780273 780272 733823M1 733822M1	MF-165,175,265,275,185,285,290, 365,390,590,690	49035
	ENGINE VALVE SPRING KIT SET OF 16 PCS A4.212, A4.236, A4.248 A4.248, A4.372, A6.354, A6.354.4, A6.372, AT6.354.4, T6.354.4	31745121 31744131 735521M1 735525M1	MF-175,255,275,285,290,690	49036
	ENGINE VALVE SPRING INLET A4.212, A4.236, A4.248 A4.248, A4.372, A6.354, A6.354.4, A6.372, AT6.354.4, T6.354.4	0780273 733822M1 735525M1 3639218M1	MF-165,175,185,240,255,275,285, 290,298,365,390,398,399,590,690, 699	49037

AFTERMARKET MF PARTS - OEM NAME OR PART NO. USED FOR REFERENCE ONLY

	ENGINE VALVE SPRING INLET A4.212, A4.236, A4.248 A4.248, A4.372, A6.354, A6.354.4, A6.372, AT6.354.4, T6.354.4	31744131 735525M1 738700M1 731525M1	MF-175,240,275,285,298,390,398, 399,590,595,690,699	49038
	ENGINE VALVE SPRING INLET	31744133 740465M1	MF-399	49039
	ENGINE VALVE SPRING EXHAUST	31745122 740467M1	MF-399	49040
	ENGINE VALVE CAP TOP	0150008	MF-35,135,165,240,255	49041
	ENGINE VALVE CAP TOP	33423122	MF-165	49042
	ENGINE VALVE CAP TOP	33423147 746698M1	MF-175,265,275,285	49043
	ENGINE VALVE CAP BOTTOM A3.152, AD3.152, AT3.152, T3.152 AD4.203	33415133 736185M1	MF-35,135,165,240,255	49044
	ENGINE VALVE CAP BOTTOM	33817117 33817125 3637041M1 1447019M1	MF-165,265,275,285,290	49045
	ENGINE VALVE COLLET A3.144, A3.152, AD3.152, F3.144, F3.152, T3.152 A4.107, A4.108, A4.99 A4.192, A4.203, AD4.203	41412 023001 230001 731155M1 73115M1	MF-35,35X,135,145,155,165,240, 245,255	49046
	ENGINE VALVE COLLET	825258M1	MF-135,TE20A,TE20D,TE20F	49047
	ENGINE VALVE COLLET A4.212, A4.236, A4.248, T4.236 A4.248 A4.318 A6.354, A6.354.1, A6.354.2, A6.354.4, T6.354, T6.354.4	33173108 736453M1	MF-35,35X,135,165,245,255	49048
	FLY WHEEL RING P3/DI/245 HOLE TYPE TEETH - 122	03402009	MF-35	49049
	FLY WHEEL RING 14.625" O.D. 13.375" I.D. TEETH-145	825452M1	MF-135,TE20,TE20A,TE20D	49050
	FLY WHEEL RING P4 WITHOUT HOLE TYPE TEETH - 115 13.13/32" I.D.	00410236 02100078 731008M1 3819719M1 3637396M91	MF-35,165,175,185,240,245,265, 275,285,290,390,398	49051
	FLY WHEEL RING WITHOUT HOLE TYPE TEETH- 145 14.685" O.D. 13.680" I.D. 0.500" THICK	1750034M1	MF-35,135	49052
	FLY WHEEL RING TEETH- 113 O.D. 14.281"/I.D. 13.0625"	200868 826049M1	MF-35,TE20	49053

AFTERMARKET MF PARTS - OEM NAME OR PART NO. USED FOR REFERENCE ONLY

	FLY WHEEL RING A4.318,A6.354,AT6.354,100.6 TEETH - 122 14.312" I.D.		0410264 741138M1 731988M1 1619032M1	MF-285	49054
	FLY WHEEL RING TEETH-126 THICK 7.5MM 1.5"/I.D. 7.75"	O.D.	0410276	MF	49055
	FLY WHEEL RING 118 14.930"/I.D. 13.815"	TEETH- O.D.	31161148 747694M1 3819720M1	MF-399,699	49056
	ROCKER SHAFT ASSY. P3 AD.152,A3.152 CYLINDER	3	6932 83135 0011679 4115R805 4115R803 41151306	MF-135,240	49057
	ROCKER LEVER ASSY. A4.192,A4.203, AD4.203 CYLINDER	4	41151307	MF-65,165	49058
	ROCKER SHAFT ASSY P4. AD4.236/ A4.212/A4.248 CYLINDER	4	87114 86118 0011678 ZZ90030 ZZ90007 3641234M91 3637391M91	MF-165,175,185,285	49059
	ROCKER SHAFT ASSY A6.305 CYLINDER	6	54493	MF	49060
	ROCKER SHAFT ASSY P6 A6.354/ A6.354.4,1006.6T CYLINDER	6	ZZ90057 3637396M91	MF-399	49061
	ROCKER SHAFT P3 CYLINDER	3	ZZ90047 00750277 31411142 3637532M91	MF-35,135,240	49062

AFTERMARKET MF PARTS - OEM NAME OR PART NO. USED FOR REFERENCE ONLY

	ROCKER SHAFT P3 CYLINDER	3	83449 ZZ90032 31411125 363795M91	MF-265,285,290	49063
	ROCKER SHAFT P6 6 CYLINDER		ZZ90046 3637398M91	MF-399	49064
	ROCKER PADASTER P3.		00101138	MF-35,135,240,250	49065
	ROCKER PADASTER P4.		37521331 37521332 3638403M1	MF-165,285,290	49066
	CONNECTOR FOR ROCKER SHAFT P3		35568352 35568318	MF-35,135,240,245	49067
	CONNECTOR FOR ROCKER SHAFT P4		35511111 3775E011	MF-165,175,265,275,285,290	49068
	ROCKER LEVER RH A3.144, A3.152		0520430 00050032 3737A091 41151446 3737A041 3737A081 747691M1 3638184M1	MF-35,135,165,240,245,250,255	49069
	ROCKER LEVER RH A4.212,A4.236,A4.248,A4.248.2,A6.354.1,A 6.354.2,A6.354.4,A6.372,A6.372.4,C4.236,C 6.354.2,G4.236,T4.236,T6.354,T6.354.1,T6. 354.3, T6.354.4,TC6.354.1		37371281 41151482 733809M91 3637071M91 4226836M91 3641306M91 4223075M91	MF-165,175,185,265,285,290,275, 390	49070
	ROCKER LEVER LH A3.144, A3.152		0520429 00050033 41151447 3737A031 3737A071 3737A101 747690M1 3638185M1	MF-35,135,165,240,245,255	49071
	ROCKER LEVER LH A4.212,A4.236,A4.248,A4.248.2,A6.354.1,A 6.354.2,A6.354.4,A6.372,A6.372.4,C4.236,C 6.354.2,G4.236,T4.236,T6.354,T6.354.1,T6. 354.3, T6.354.4,TC6.354.1		37371281 41151481 733810M1 733809M91 3641247M1 3637072M91 3637071M91 3641306M91 4223075M91 4226836M91	MF-165,175,185,285,290	49072

AFTERMARKET MF PARTS - OEM NAME OR PART NO. USED FOR REFERENCE ONLY

	ROCKER ADJUSTING SCREW WITH NUT	0720579 0576052	MF-165,175,185,285,290	49073
	ROCKER SHAFT BUSH SET OF 6	N. P. N.	MF-35	49074
	ROCKER SHAFT BUSH A4.236,A4.248,A4.318,A6.354,AT4.236,AT6.354,T4.236,T6.354	2511425 895748M1	MF-275,285,290,298,365,390,590, 690	49075
	OIL PUMP ASSY.	00050019	MF-35 P3 PERKIN -	49076
	OIL PUMP ASSY. A6.305	00050106	PERKIN - P4, P6	49077
	OIL PUMP ASSY. A3.152/AD3.152/AG3.152/AT3.152	41314021 41314026 41314043 41314046 41314073 41314078 41314079 41314165 41314178 41314187 736513M91 3637359M91 3638632M91	MF-135,240,250	49078
	OIL PUMP ASSY.	815612	IMT-539	49079
	OIL PUMP ASSY. A4.212/A4.236 EXHAUST ON RH SIDE	41314038 41314054 41314061 41314182 735118M91 3637470M91 3638631M91	MF-165,175,240,265,275,365	49080
	OIL PUMP ASSY. A4.236,AT4.236,A4.248	4132F021 4132F041 4132F014 41314113 3637489M91	MF-175,240,255,275,285,290,365, 390,690	49081
	OIL PUMP ASSY.	4132F043 3638595M91	MF-399	49082
	OIL PUMP ASSY CYLD. 1004.4,1004.42	4 4132F051 3640908M91	MF-3075,4225,4235,4240,4245, 4255,4265,6110,8925,8926,8937, 8939	49083













AFTERMARKET MF PARTS - OEM NAME OR PART NO. USED FOR REFERENCE ONLY

	OIL PUMP ASSY. 1004.4T,1004.40T	4132F056 4132F056 4222282M1 4222282M91	MF-3075,4235,4245,4255,6130, 6140,6150,6235,6245,6255,6265, 8925,8926 8937,8939	49084
	OIL PUMP ASSY. 1006.6T,1006.60T	4132F057 3641171M91	MF-465,475,650,660,680	49085
	OIL PUMP ASSY. A6.345.4,AT6.345.4,T6.354.4	41314136 4132F016 747293M91	MF-565,699	49086
	OIL PUMP ASSY. A6.344, A6.354.1, A6.372	41314067 736012M91	MF-1014,1100,1105,1130,1135, 1200,500MD,510MD,515MD, 520MD,525MD,620,625,740,750, 760	49087
	OIL PUMP ASSY. A6.345.4,AT6.345.4,T6.354.4	41314137 4132F015 747292M91	MF-399,565,699	49088
	OIL PUMP ASSY - LONG SHAFT A6.354	41314131 739400M91	MF-510,515,520,525	49089
	OIL PUMP ASSY - SHORT SHAFT A6, 354	41314131 739400M91	MF-1100,500,500 MD,507,510, 510 MD,515,515MD,520,520MD, 525,525MD	49090
	OIL PUMP ASSY.	1447483M91 3637471M91 3638633M91	MF	49091
	FUEL PUMP ASSY.	2641311 2641A063 886062M1 ULPK0006 886062M91 3637307M1 3637307M91 4222111M91	MF-135,240,245	49092
	FUEL PUMP ASSY.	2641712 2641808 ULPK0004 3637292M91 4222090M91	MF-240,245,255	49093
	FUEL PUMP ASSY.	32556 35218 2641328 2641333 2641336 325566M1 ULPK0010 886100M91 1446155M91 3637286M91	MF-165,255,285,298,698	49094











AFTERMARKET MF PARTS - OEM NAME OR PART NO. USED FOR REFERENCE ONLY

	FUEL PUMP ASSY.	2641338 2641388 2641465 2641478 ULPK0011 1447381M91 3637287M91 4222104M91	MF-165,175,185	49095
	FUEL PUMP ASSY. A4.212, A4.236, A4.248, AT4.236, T4.236	2641711 2641725 2641709 2641711 2641713 2641725 U5T0059 2641A053 2641A071 ULPK0001 ULPK0003 4222108R91 1447017M91 1447688M91 3637290M91 3637300M91 3641402M91 4222091M91 4222108M91 3637444M91	MF-165,175,185,255,265,275,285, 365,375,390,398,565,575,590,675, 690,698	49096
	FUEL PUMP ASSY.	2641720 2641729 2641720 2641729 2641A070 ULPK0002 1446951M91 3641400M91 4222105M91	MF-399,565	49097
	FUEL PUMP REPAIR KIT AD3.152	26410009 26410087 26410056 26410096 1852113M91 1896329M91 1896434M91 4222125M91	MF-135,165,175,185,240,255,265, 275,285,290,365,375,TE20	49098
	FUEL PUMP REPAIR KIT	26410050 738239M91 1883344M92	MF-165,175,185	49099
	FUEL PIPE	890322M92	MF-35,35X,135	49100
	FUEL PIPE	88472M92 884472M91 884472M94 884472M92	MF-35,35X,135,240	49101
	FUEL PIPE	884473M91 884473M93 893864M92 884473M92	MF-35,35X,135,240	49102

AFTERMARKET MF PARTS - OEM NAME OR PART NO. USED FOR REFERENCE ONLY

	FUEL PIPE	887046M92	MF-135,240	49103
	FUEL PIPE	888488M91 888488M93	MF-135,240	49104
	FUEL PIPE	883712M92 883712M93 883712M94	MF-135,240,245,255,265	49105
	FUEL PIPE	898581M92	MF-165	49106
	FUEL PIPE	884870M92 884871M91	MF-165	49107
	FUEL PIPE	888479M91 898574M92	MF-165,185	49108
	FUEL PIPE	888492M91	MF-165,185	49109
	FUEL PIPE	1866136M91	MF-165,185	49110
	FUEL PIPE	1868783M91	MF-165,185	49111
	FUEL PIPE	888760M92	MF-165,185	49112
	FUEL PIPE	1868872M91 1869838M92	MF-165,185	49113
	FUEL PIPE	1868870M91	MF-165,185	49114

AFTERMARKET MF PARTS - OEM NAME OR PART NO. USED FOR REFERENCE ONLY

	FUEL PIPE	1860390M91	MF-165,185	49115
	FUEL PIPE	888487M91	MF-165,175,185	49116
	FUEL PIPE	884469M91 887029M92	MF-165,175,185	49117
	FUEL PIPE	1667052M91 1667052M92 1667052M93 1873170M91 1873170M92	MF-265,285,290	49118
	FUEL PIPE	1687992M92 1687992M93	MF-365,375,390	49119
	FUEL LEAK OFF PIPE	888486M91	MF-35,35X,135	49120
	FUEL PIPE - LIFT PUMP 450MM	TAP 892130M92 892130M93	MF-65,165	49121
	FUEL PIPE FILTER TO PUMP	888482M91	MF-135,240	49122
	FUEL PIPE FILTER TO PUMP	888490M91	MF-135,240	49123
	FUEL PIPE 1ST TO 2ND FILTER	888484M91	MF-135,240	49124
	OIL PRESSURE PIPE LONG	893826M91 899453M92	MF-35,35X,135	49125
	OIL PRESSURE PIPE SHORT	899451M92	MF-135	49126
	THROTTLE CABLE-HAND (1127.5MM)	3759021M91	MF-240	49127
	THROTTLE CABLE-HAND (1230MM)	3759022M91	MF-240	49128

AFTERMARKET MF PARTS - OEM NAME OR PART NO. USED FOR REFERENCE ONLY

	THROTTLE CABLE HAND (1340MM)	3759023M91	MF-365, 375,390,398,399	49129
	THROTTLE CABLE FOOT (1170MM)	1696815M94 3759026M91	MF-240	49130
	THROTTLE CABLE FOOT (980MM)	3759024M91	MF-365,375,390,398,399	49131
	THROTTLE CABLE FOOT (1060MM)	3759025M91	MF-398,399	49132
	INJECTION PUMP THROTTLE CABLE	1696818M94	MF-240	49133
	INJECTION PUMP THROTTLE CABLE (280MM)	1696819M94 3762118M91	MF-365,375,390,398,399	49134
	INJECTION PUMP CABLE (235MM)	3761359M91	MF-365,375,390,398	49135
	INJECTION CABLE (610MM)	1696816M97	MF-399	49136
	HITCH PICK UP CABLE (665MM)	3701955M91	MF-365,375,390,398	49137
	HITCH PICK UP CABLE (745MM)	3701954M91	MF-365,375,390,398,399	49138
	HITCH PICK UP CABLE (1250MM)	3611307M91	MF-365,375,390,398,399	49139
	STOP CABLE THREAD Ø 12MM. OVERALL LENGTH 1100MM. OUTER CABLE 1050MM.	3597064M92 3701712M91	MF-240	49140

AFTERMARKET MF PARTS - OEM NAME OR PART NO. USED FOR REFERENCE ONLY

	STOP CABLE	3597065M92 3701714M91	MF-365,375,390,398,399	49141
	STOP CABLE (1160MM)	3701713M91	MF-365,375,390,398,399	49142
	OIL PUMP BALANCER UNIT HOLE EARLY MODEL A4.236, A4.248, AT4.236, T4.236 A4.248	4 41733066 41733082 41733007 41733043 743432M91 746432M91 747292M91 735593M92 739128M91	MF-165,175,185,265,275,285,290, 590, 690	49143
	OIL PUMP BALANCER UNIT N/M 6 HOLE MF 4.248,MF 4.236T LATEST MODEL A4.236, A4.248, AT4.236, T4.236 A4.248	4111K051 4111K011 4111K022 4111K026 4111K028 4111K035 4111K037 4111K038 4111K041 4111K051 4111K053 4111K055 4111K059 3637352M91 3637353M91 3638368M91 4224107M91 4224110M91	MF-265,275,285,290,365,375,390	49144
	OIL PUMP	37714234	MF-165,175,185,265,275,285,290, 590,690	49145
	BALANCER GEAR HUB	33451801 734905M2	MF-165,175,185,265,275,285,290, 590.690	49146
	BALANCER COVER CAP	3753R061	MF-265,275,285,290,365,375,390	49147
	BALANCER UNIT WEIGHT GEAR	31164581 31164582 37417471 746694M1	MF-165,175,185,265,275,285,290, 590,690	49148
	BALANCER GEAR SHAFT	3117V003 3637593M1	MF-265,275,285,290,365,375,390	49149
	BALANCER WEIGHT BIG	3116K014	MF-265,275,285,290,365,375,390	49150
	BALANCER WEIGHT SMALL	3116K004	MF-265,275,285,290,365,375,390	49151

AFTERMARKET MF PARTS - OEM NAME OR PART NO. USED FOR REFERENCE ONLY

	BALANCER GEAR SMALL	3116W001	MF-265,275,285,290,365,375,390	49152
	OIL ASSY. SHAFT P3, P6 ENGINE	00750001	MF-35	49153
	OIL ASSY. SHAFT P3, P6 ENGINE WITHOUT GROOVE	00750001	MF-35	49154
	OIL ASSY. SHAFT P4 ENGINE	32736413	MF-35	49155
	OIL PUMP DRIVE GEAR SET P3 ENGINE	00990646	MF-35	49156
	OIL PUMP DRIVE GEAR SET P4, P6 ENGINE	00990743	MF-35	49157
	OIL PUMP DRIVE GEAR	31163382	MF-245	49158
	OIL PUMP DRIVE GEAR A3.144, A3.152, AD3.152, AT3.152, T3.152	41115025 41115025 733551M92 3637351M91	MF-135,240,255	49159
	OIL PUMP DRIVE GEAR SHAFT P3 ENGINE	750141	MF-35	49160
	OIL PUMP DRIVE GEAR SHAFT P4, P6 ENGINE	750145	MF-35	49161
	OIL PUMP DRIVE INTERMEDIATE SHAFT P3, P4, P6 ENGINE	750003	MF-35	49162
	OIL PUMP DRIVE (TOP) SHAFT P3, P4, P6 ENGINE	750002	MF-35	49163
	OIL PUMP SHAFT	N. P. N.	MF-245	49164
	OIL PUMP ROTOR WITH SHAFT	826059M91 827615M91	MF-35,35FE,TE20,TE20F	49165
	OIL PUMP ROTOR WITH SHAFT	827501M1 827501M91	MF-245	49166
	OIL PUMP BALANCER REPAIR KIT	746432M91	MF-165,175	49167
	BALANCER DRIVE SHAFT LONG A4.236, A4.248, AT4.236, T3.236	31171272 31171276 41733086 31171275 743137M1 746436M91	MF-175,185,265,275,285,290,590, 690	49168
	BALANCER DRIVE SHAFT SHORT A4.236, A4.248, AT4.236, T3.236	32731127 743115M1	MF-175,185,255,265,275,285,290, 590,690	49169
	BALANCER GEAR SPLINED A4.236, A4.248, AT4.236, T3.236	31165121 31165531 743020M1	MF-175,185,265,275,285,290,590, 690	49170

AFTERMARKET MF PARTS - OEM NAME OR PART NO. USED FOR REFERENCE ONLY

	BALANCER GEAR PLAIN A4.236, A4.248, AT4.236, T3.236	31165461 734850M1	MF-175,185,265,275,285,290,565, 575,590,675,690	49171
	OIL PUMP PISTON WITH SPRING	32712714 31742128 32712715 33157122	MF-245	49172
	OIL PUMP SHAFT BUSH	00050015	MF-35	49173
	OIL ASSY. BUSH SET OF 2 PCS	00050012	MF-35	49174
	OIL ASSY. RUBBER BUSH	00730155	MF-35	49175
	DRIVE SHAFT BEARING BIG BEARING HJ202816 A4.236, A4.248, AT4.236, T4.236 A4.248	2557180 2557182 746697M1	MF-175,185,265,275,285,290,590, 690	49176
	DRIVE SHAFT BEARING SMALL BEARING 1616 A4.236, A4.248, AT4.236, T4.236 A4.248	2557176 2557181 746696M1	MF-168,175,185,265,275,285,290, 565,575,590,675,690	49177
	DRIVE SHAFT BEARING J-188 A4.236, A4.248, AT4.236, T4.236 A4.248	1447727M91	MF-398	49178
	DRIVE SHAFT BEARING F96760 A4.236, A4.248, AT4.236, T4.236 A4.248	1447723M1	MF-398	49179
	BEARING FOR BALANCER HUB	1447679M1	MF-398	49180
	OIL RELIEF VALVE HOUSING	00440003	MF-35	49181
	OIL RELIEF VALVE	DE005141	MF-35	49182
	OVER FLOW VALVE	OODE5035	MF-35	49183
	CRANK DOG NUT	N.P.N.	MF-35	49184
	CRANK SHAFT GEAR	00790002	MF-35	49185
	CRANK SHAFT GEAR	00410132 731228M1 3641397M1 3641085M1 3641826M1 3641397M91	MF-35,35X,135,148,230,240,245, 250,255	49186

AFTERMARKET MF PARTS - OEM NAME OR PART NO. USED FOR REFERENCE ONLY

	CRANK SHAFT GEAR T-28 A4.212, A4.236, A4.248, AD4.248, AT4.236, T4.236	31171681 73479M1 734749M1	MF-165,175,185,240,265,285,290, 365,398,675,690	49187
	CRANK SHAFT GEAR A4.236, A4.248	31171683 3638105M1	MF-265,275,285,290,365,375,390, 398	49188
	CAM SHAFT GEAR	00790001	MF-35	49189
	CAM SHAFT GEAR A3.144, A3.152, AD3.152	0410241 731203M1 3637541M1 4224245M1	MF-245	49190
	CAM SHAFT GEAR A3.144, A3.152, AD3.152	31171350	MF-185	49191
	CAMSHAFT GEAR A4.212, A4.236, A4.248, A4.248, AD4.248, A6.354.4, AT6.354.4, T6.354.4	31171353 736254M1	MF-165,175,185,240,275,285,290, 590,699	49192
	FUEL PUMP GEAR	00995447	MF-35,240,245	49193
	FUEL PUMP GEAR A3.144, A3.152, AD3.152	31164449	MF-240,245	49194
	FUEL PUMP GEAR T-56	31171520 31171523	MF-260,265,290,375,390,575,590, 690	49195
	IDLER GEAR T- 63 A4.212, A4.236, A4.248, A4.248	41115023 734738M91 3637075M91	MF-165,175,185,240,255,265,275, 285,290,590,690,698	49196
	IDLER GEAR A3.144, A3.152, AD3.152	31164362 37161481 731205M1 731205M2 3638219M91	MF-35,35X,135,240,245,255	49197
	IDLER GEAR ADAPTER	00995447 731204M1	MF-240,245	49198
	IDLER GEAR ADAPTER	450035 33426161 37718552 735852M1	MF-165,175,185,265,275,285,375	49199
	IDLER GEAR BUSH	2511432 2511434 2511437 1447752M1 1853030M1	MF-399	49200

AFTERMARKET MF PARTS - OEM NAME OR PART NO. USED FOR REFERENCE ONLY

	IDLER GEAR BUSH A3.144, A3.152, AD3.152	0050345 2511A735 731033M1 3637942M1	MF-261,275,290,365,390,398,399	49201
	CRANK SHAFT PULLEY	00670153	MF-35	49202
	CRANK SHAFT PULLEY A3.152, AD3.152, AT3.152, T3.152	31143733 734627M1	MF-35,35X,135,145,240,245,255	49203
	CRANKSHAFT PULLEY A4.236, A4.248, A4.248, A6.354	31148711 31148713 31148714 70670168 31148791 734812M1 3637520M1 3638098M1 3638318M1	MF-175,255,265,275,285,290,590	49204
	CRANK SHAFT PULLEY RETANING KIT A4.236, A4.248, AT4.236, T4.236 A4.248	32186139 3242T001 3271R021 3638113M1 3638115M1	MF-265,275,285,290,365,390,398	49205
	FUEL PUMP COUPLING R/T	N. P. N.	MF-35	49206
	FUEL PUMP COUPLING F/T	DE005027	MF-35	49207
	FUEL PUMP COUPLING RUBBER ONLY	N. P. N.	MF-35	49208
	FUEL PUMP PLASTIC COUPLING NYLON STD	N. P. N.	MF-35	49209
	FUEL PUMP PLASTIC COUPLING NYLON UNDER SIZE	N. P. N.	MF-35,65,765	49210
	FUEL PUMP PLASTIC COUPLING STD	N. P. N.	MF-35,65,765	49211
	FUEL PUMP PLASTIC COUPLING UNDER SIZE	N. P. N.	MF-35	49212
	FUEL PUMP FIBRE COUPLING STD	N. P. N.	MF-35	49213
	FUEL PUMP FIBRE COUPLING UNDER SIZE	N. P. N.	MF-35	49214
	FUEL PUMP FIBRE COUPLING STD	N. P. N.	MF-35	49215
	FUEL PUMP FIBRE COUPLING UNDER SIZE	N. P. N.	MF-35	49216





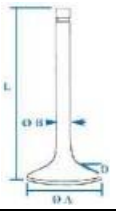
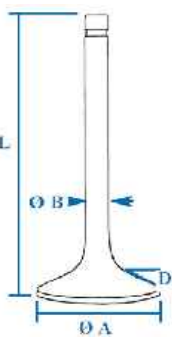
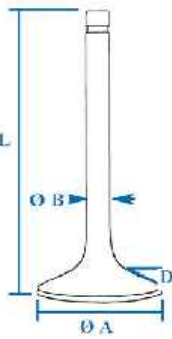
AFTERMARKET MF PARTS - OEM NAME OR PART NO. USED FOR REFERENCE ONLY

	OIL CAP WITH CHAIN	248854 2487854 734962M1 734962M91	MF-35,35X,65,135,165,175,185, 240,245,255,265,285,290,365,375, 390,398,575,590,675,690	49217
	OIL CAP	3641889M1	MF-240,290	49218
	RADIATOR CAP 10LBS, 75KPA	885341M1 885344M1 3637301M1 3637939M1	MF-135,165,175,185	49219
	RADIATOR CAP 10LBS, 75KPA	180224M1 188462M91 180224M91 180224M92	MF-135,240,365,375,390,398,399	49220
	RADIATOR CAP 38MM, O/D: 89MM	I/D: 1874445M93 1874445M94 1874455M93	MF-240,245,255,265,285,290,298	49221
	RADIATOR CAP 38MM, O/D: 89MM	I/D: 531505M91	MF-285	49222
	FUEL PUMP COUPLING FLANGE	N. P. N.	MF-35	49223
	FUEL CAP	963023M2 828583M91	MF-35,35X,135,165,175,185,265, 285,290	49224
	FUEL CAP	963023M2	MF-35,35X,65,135,165,175,185, 265,285,290,575,590,675,690	49225
	FUEL TANK CAP A6.354.4	963023M2 828583M91 1698042M91 1876534M91	MF-35,135,165,175,185,265,275, 285,290,565,575,590,65,675,690, 699	49226
	FUEL TANK CAP	1695732M1 3697463M1	MF-365,375,390,398,399	49227
	OIL CAP	734962M91 1851752M91	MF-35,35X,65,135,165,175,185, 240,245,255,265,285,290,365,375, 390,398	49228
	OIL CAP	768300T1 181467M1 768300M1	MF-35,35X,65,135,165,175,185, 240,245,255, 265,285,575,590,675, 690,TE20, TEA20,TED20,TEF20, TO20	49229
	CHAIN TENSIONER ASSY.	30607 00030631	MF-35	49230
	CHIAN TENSIONER SHAFT	00995436	MF-35	49231

AFTERMARKET MF PARTS - OEM NAME OR PART NO. USED FOR REFERENCE ONLY

	CHAIN TENSIONER SQUARE PLATE	00940693	MF-35	49232
	CHAIN TENSIONER REPAIR KIT	00030625	MF-35	49233
	CHAIN TENSIONER PLUNGER WITH SPRING	00630008 00780170	MF-35	49234
	TIMING CHAIN (86 LINKS)	61471 891035M1	TE20	49235
	TIMING CHAIN (62 LINKS)	826094M1	MF-35	49236
	TIMING CHAIN (58 LINKS)	57151 825199M1 825886M1 825887M91	MF-35,135,TE20,TEA20	49237
	PUSH ROD A4.212, A4.236, A4.248, AT4.236, T4.236, A4.248 A6.354, AT6.354, T6.354	31434307 733817M1	MF-165,175,185,240,255,265,275, 285,290,375,390,398,399	49238
	PUSH GUIDE WITH BOLT & NUT	00860007 00720564 00570113	MF-35	49239
	PUSH GUIDE WITH BOLT & NUT	86S30001 72S30010 57S30052	MF-245	49240
	PUSH GUIDE	00860007	MF-35	49241
	PUSH GUIDE A3.152,AD3.152,A4.192,A4.203	41345 00860012 731150M1	MF-35,35X,135,155,165,240,245, 255	49242
	PUSH GUIDE A4.212, A4.236, A4.248, A6.354.1, A6.354.4,AT6.354.4	31434163 740671M1 4222069M1	MF-165,175,185,255,265,275,285, 290,375,390,398	49243
	VALVE GUIDE	105138 112468	TE20	49244
	VALVE GUIDE	825259M1	MF-FE35,135,35,TE20	49245
	VALVE GUIDE A3.144, A3.152, AD3.152, A4.192, A4.203, A4.203.2, AD4.203, AD4.203.2, G4.203	420002 33261723 731126M1 732445M1 745533M1 7324465M1 4223519M1	MF-135,155,165,240,245,250,255, 265	49246

AFTERMARKET MF PARTS - OEM NAME OR PART NO. USED FOR REFERENCE ONLY

	VALVE GUIDE INLET A4.212, A4.236, A4.248, A6.354, A6.354.4, AT6.354.4, T6.354.4	3343F002 33261731 33261732 3343F001 3343F031 3343F041 736291M1 736297M1 747723M1 3637056M1 3640676M1 4223073M1	MF-165,175,240,265,275,375,390, 398 399,565,575,665,675,698,699	49247
	VALVE GUIDE EXHAUST	826162M1	MF-135,35FE	49248
	VALVE GUIDE INLET A4.318	33432532 738094M1	MF-285,298	49249
	PUSH GUIDE BOLT WITH NUT	00720564 00570113	MF-35	49250
	PUSH GUIDE BOLT WITH NUT	72S30010 57S30052	MF-35DI,245	49251
	INLET VALVE A=39 MM B=7.9 MM L=114.3 MM D=45° A3.144, A3.152, A4.192, A4.203	31431261 73115M1	MF-35,1035,IMT	49252
	INLET VALVE A=39 MM B=7.9 MM L=114.3 MM D=35° A3.152, A4.203	31431681 739060M1	MF-135,240,245,250	49253
	INLET VALVE A=39 MM B=7.9 MM L=114.3 MM D=45° A3.152, A4.203	31431281 732811M1	MF-135,240,245,250	49254
	INLET VALVE A=44.2 MM B=9.5 MM L=123 MM A3.144, A3.152, A4.192, A4.203	31431641 739029M1	MF-165,175,185,265,275,285,375	49255
	EXHAUST VALVE A=39 MM B=7.9 MM L=114.3 MM D=45° A3.144, A3.152, A4.192, A4.203	0910002 31431941 731152M1	MF-35,1035,IMT	49256
	EXHAUST VALVE A=33.4 MM B=7.9 MM L=114.2 MM D=35° A3.152, A4.203	31431011 31431761 31431991 3142A081 474581M1 739972M1 746008M1 747581M1 3637529M1	MF-135,240,245,250	49257
	EXHAUST VALVE A=33.4 MM B=7.9 MM L=114.3 MM D=45° A3.152, A4.203	31431591 31431271 737640M1	MF-135,240,245,250	49258
	EXHAUST VALVE A=36.6 MM B=9.5 MM L=123.3 MM D=45° A3.144, A3.152, A4.192, A4.203	31431881 31431851 3142A052 31431104 31431109 741569M1 747552M1	MF-165,175,185,265,275,285,375	49259

AFTERMARKET MF PARTS - OEM NAME OR PART NO. USED FOR REFERENCE ONLY

	MAIN BEARING OIL SEAL P3, P4, P6 (P.D.CASTED) A3.144, A3.152, AD3.152, A4.203	41422034 41422027 U5MK040 736714M91 740235M91 4224172M1	MF-35,35X,135,155,165	49260
	MAIN BEARING OIL SEAL A3.144, A3.152, A4.203, AD3.152, AD4.203, T3.152, T3.152.4	37424611 4142V002 747383M91	MF-240,245	49261
	TIMING CASE COVER BOTTOM	37354312	MF-148,240,245	49262
	THERMOSTATE BODY	00201443	MF-35	49263
	THERMOSTATE BODY	U3776TO11	MF-276,286	49264
	THERMOSTATE BODY A3.152, AD3.152	37766361 37766362 37766363 746835M1 4224584M1	MF-35,135,145,240,245	49265
	THERMOSTAT BODY	37746643	MF-285	49266
	THERMOSTAT VALVE A3.152, AD3.152, A4.212, A4.236, A4.248, A4.248.2, C4.236, G4.236, T4.236, A4.248, A6.354, A6.354.1, A6.354.2, A6.354.4, A6.372, A6.372.4, C6.354.2, T6.354, T6.354.1, T6.354.3, T6.354.4, TC6.354.1	32550 40085 40085 2485635 2485648 2485657 2485659 2485666 826306M1 828139M1 886000M1 1446165M1 1446127M1 1446127M91 1446165M91	MF-135,165,175,185,240,245,255, 265,285,290,35,398	49267
	THERMOSTAT VALVE (77°C - 81°C) A4.192, A4.203, AD4.203, A6.354	33873 34082 38857 2485639 2485650 2485655 2485668 2485696 1446222M91	MF-165,260,396	49268
	FUEL TANK BRACKET	DE000910	MF-35	49269
	FUEL TANK COCK N/M	713904M91	MF-35	49270
	FUEL TANK COCK L/M	713904M91	MF-35	49271
	FUEL TANK COCK	898540M91 1851653M91	MF-135,240	49272

AFTERMARKET MF PARTS - OEM NAME OR PART NO. USED FOR REFERENCE ONLY

	FUCL TANK COCK	35297 1851653M91	MF-35,35X,135,165,175,245,255	49273
	FUEL TANK COCK	898580M91	MF-165,175,185,265,275,285,290, 298	49274
	DRAIN TAP (1/4" BSP)	826773M1	TE20	49275
	DRAIN TAP (1/4" BSP)	31419 PF53270 828140M1 1851095M2 1851764M1 1851092M2 1851754M1 1851757M1	MF-TE20A,TE20D,TE20F,135, 165,175,185,240,245,255,265,275, 285,290,298,365,390, 398,399,590, 690	49276
	FUEL TANK COCK GUAZE	1851654M1	MF-35,35X,135,240,250	49277
	AIR PRE CLEANER ASSEMBLY INLET: 57.0MM (2. 1/4"). BOWL: 177MM (7"). A4.212, A4.236, A4.248, AD3.152	1682798M1 1687562M1 3761802M1	MF-240,265,275,285,290,298	49278
	AIR PRE CLEANER ASSEMBLY INLET: 76MM (3"). BOWL: 178MM (7"). 1006.6, A4.236, A4.248, A6.354, A6.354.4, AT4.236, T4.236	PF53799 PF53918 1693129M1	MF-365,375,390,398,399,698	49279
	AIR CLEANER ELEMENT P3 A3.152	7223168M1	MF-35,1035	49280
	AIR CLEANER ELEMENT P3 A3.152	1886670M1 1883116M91	MF-135,240	49281
	AIR CLEANER ELEMENT A4.192, A4.203, A4.212, A4.236, A4.248, AD4.203	30480 1850546M1 1883398M1	MF-165,175,185	49282
	DIESEL FILTER COVER SMALL	7111353BR 1895160M1 9451035524	MF-35,345,530	49283
	DIESEL FILTER COVER N/M	1891262M1	MF-265,275,285,290,365,375,390, 398,690	49284
	DIESEL FILTER COVER	1890248 7111353 26566614 1630925M1	MF MOST OF MODELS	49285

AFTERMARKET MF PARTS - OEM NAME OR PART NO. USED FOR REFERENCE ONLY

	OIL FILTER COVER AD3.152/ AD4.203		37764251	741922M1	MF-35,35X,135,240,255,265,275	49286
	OIL FILTER COVER LATEST MODEL A4.212/A4.236/A4.245		37764181 741614M1		MF-165,175,185,265,275,285,290, 390,690	49287
	OIL COOLER FILTER X 45 X 16MM)	(87	1862918M1	1810291M91 1862918M91	MF-135,175,185	49288
	OIL COOLER FILTER (152 X 71.7MM)		1810539M91	1866010M91	MF-135,165,175,185,240,255,265, 285,290,575,590	49289
	EXHAUST MANIFOLD O/M		N. P. N.		MF-35	49290
	EXHAUST MANIFOLD A3.152/A3.144 OUTLET 180°		37781251 3638321M91	731267M1	MF-35X,135	49291
	EXHAUST MANIFOLD CLOSE TYPE		N. P. N.		MF-35	49292
	EXHAUST MANIFOLD AD3.152 OUTLET 180°		54830001 37781341 54530001	734874M1	MF-135,145,240	49293
	EXHAUST MANIFOLD OUTLET 90°	AD3.152	54S30029 740221M1	37781571	MF-35,135,235,240,245,255	49294
	EXHAUST MANIFOLD A4.236/A4.248	A4.212/	37781781	733206M1 736206M1	MF-165,185,265,275,285,290,590	49295
	EXHAUST MANIFOLD ELBOW	180	37781721	732813M1	MF-155,165	49296
	SILENCER ELBOW		899130M1		MF-35X,135	49297
	SILENCER ELBOW O/M		N. P. N.		MF-35	49298
	SILENCER ELBOW		713277M1		MF-35,35DI,245	49299
	SILENCER ELBOW N/M		20DE0029		MF-35	49300
	SILENCER ELBOW (180° - 3 HOLE) A3.152, AD3.152		898011M1		MF-35,35X,135,140	49301
	SILENCER ELBOW (180° - 3 HOLE) A4.192, A4.203		828047M1	897914M1	MF-165	49302

AFTERMARKET MF PARTS - OEM NAME OR PART NO. USED FOR REFERENCE ONLY

	SILENCER ELBOW (90° - 3 HOLE) AD3.152	1693855M1 1865534M1	MF-135,240, 245,255	49303
	SILENCER ELBOW (180° - 3 HOLE) A4.212, A4.236, A4.248	897913M1	MF-165,175	49304
	SILENCER ELBOW A4.212, A4.236, A4.248	1862807M1	MF-165,175,185,265,275,285,290, 375,390,590,690	49305
	SILENCER ELBOW	1874025M2	MF-245,255	49306
	WATER PUMP ASSY.	500088 826119T 1881807M 830862M1 830862M91 1830862M1 825843M91 826119M91 1810369M91 1881805M91 1881807M91 1885489M91 1885489M92	MF-35,135,TE20	49307
	WATER PUMP WITH PULLEY A3152, AD3152	41312784 731280M1 829258M1 747542M91	MF-35,240,255	49308
	WATER PUMP WITH PULLEY SINGLE GROOVE	740611M91 3637372M91 3641250M91	MF-65,165	49309
	WATER PUMP WITH PULLEY A4.212, A4.236, A4.248, AT4.236, T4.236, A4.248	41312161 41312323 41312366 41312489 41312551 41312554 41312561 41312564 41312566 3637411M91 3641219M91 3641832M91	MF-165,175,185,240,255,265,275, 285,375,390,575,590,690	49310
	WATER PUMP WITH PULLEY	3637468M1 3637468M91 3638998M91 3638999M91 3641035M91 3641263M91 4222002M91	MF-365,375,390,398	49311
	WATER PUMP WITH PULLEY A4.212, A4.236, A4.248, AT4.236, T4.236, A4.248	41313232 3637411M91 3641219M91 3641832M91 U5MW0104	MF-165,175,185,265,275,285,290	49312

AFTERMARKET MF PARTS - OEM NAME OR PART NO. USED FOR REFERENCE ONLY

	WATER PUMP W/O PULLEY AD3.152, AG3.152, AT3.152, G3.152, T3.152	41312055 41312154 41312159 41312487 41312494 41312495 747542M91 3641338R91 U5MW0023 3641338M91 3641823M91	MF-133,145,240,245,250,255	49313
	WATER PUMP W/O PULLEY WITH EXTRA OUTLET HOLE	24311154 41312736 41313204 41313212 41313228 4131A014 4131A018 3640268M1 3638979M91 3638980M91 3641153M91 3641361M91 4222071M91	MF-165,175,185,265,285,290,575, 590,675,690	49314
	WATER PUMP W/O PULLEY A4.212, A4.236, A4.248, AT4.236, T4.236, A4.248	4236253 743064M91 3641832R91 3641219R91 3637411M91 3640565M91 3641219M91 3641832M91	MF-265,285,290	49315
	WATER PUMP REPAIR KIT A3.152, AD3.152, AT3.152, T3.152	89018 89019 U7LW0044 740607M91 740647M91 3637445M91 3640323M91 3641392M91	MF-35X,135,240	49316
	WATER PUMP REPAIR KIT A4.212, A4.236, A4.248, AT4.236, T4.236	86957 89034 U5LW0006 U7LW0029 732993M91 3637482M91 3641383M91 4224216M91 4224688M91	MF-165,175,185,285,290,375,390, 565,575,590,675,690	49317
	WATER PUMP PULLEY	31146582 31146582 731805M1	MF-165	49318
	WATER PUMP SEAL A3.152, AD3.152, A4.192, A4.203, A4.318	2415216 2415209 825374M1 1446130M1	MF-35X,135,148,240	49319
	WATER PUMP ELBOW BIG O/M	20DE0030	MF-35	49320
	WATER PUMP ELBOW BIG N/M	N. P. N.	MF-35	49321
	WATER PUMP ELBOW BIG	20530159	MF-35,35DI,135,240,245,250	49322









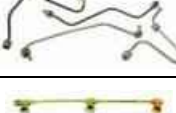






AFTERMARKET MF PARTS - OEM NAME OR PART NO. USED FOR REFERENCE ONLY

	WATER PUMP ELBOW SMALL O/M	00201276	MF-35	49323
	WATER PUMP ELBOW SMALL N/M	N. P. N.	MF-35	49324
	WATER PUMP ELBOW SMALL	37736242	MF-35,135,245,250	49325
	OIL FILTER (LENGTH - 6 1/8")	26560090 825807M1 825807M2 1882916M1 894977M91 1881442M91 1882916M91 1896000M91 1896000M92	MF-35,35X,135,165,175,185, TED20	49326
	OIL FILTER	26540132 837595M91 894975M91 894976M91 1881649M1 1851766M1 835568M92	MF-35,35X,65,135,165,240,245, 765	49327
	OIL FILTER	2654408 1447082M1 1447082M2 1447082M91 1639339M92	MF-35,36,135,165,240,245,255, 285,765	49328
	OIL FILTER	2654342 2654403 3118119R1 3621142M1 1447048M1 1447048M2	MF-29,165,175,185,255,265,275, 285,290,298,375,390,575,590,595, 675,690	49329
	FUEL FILTER	32327 500764 894974M91 1850450M1 1850450M2	MF-35,65,135,TEF20	49330
	FUEL FILTER	31944 1650196M1 1850450M1 1884736M91 1884736M92	MF-285,290,FE35,TEF20	49331
	FUEL FILTER	72113 3405418M1	MF-35,65,135,165,175,185,240, 245,255,285,298,399,698,699	49332
	FUEL FILTER	26560602 26566602 3405419M1 3405419M2 3405419M3 3621009M1 1896287M1 V836339371 1896287M91	MF-255,265,285,290,365,375,390, 398,575,590,675,690,698	49333
	AIR FILTER INNER	26510233 1886638M91 1896446M91	MF-135	49334








AFTERMARKET MF PARTS - OEM NAME OR PART NO. USED FOR REFERENCE ONLY

	AIR FILTER OUTER	26510232 1886637M91	MF-135	49335
	AIR FILTER INNER	26510237 1897151M3 1887575M91	MF-165,175,185	49336
	AIR FILTER OUTER	26510236 880271M1 1807257M1 1853196M1 1897151M1 1887574M91 1026131M92	MF-135,165,185	49337
	AIR FILTER INNER	1688093M1 1897152M1 1040178M91 1094269M91 3610942M91	MF-165,240,245,255,265	49338
	AIR FILTER INNER	3824033M1 1670261M1 1688093M1 1688093M2 3610942M91	MF-240,250	49339
	AIR FILTER OUTER	1670260M1 1688092M2 1805045M1 1805045M2 3824032M1	MF-230,240,250	49340
	AIR FILTER INNER	1635988M1 1678295M1 1698680M1 1699780M1	MF-265,275,285,290,575,590, 675,690	49341
	AIR FILTER OUTER	1678294M1	MF-265,275,285,290,575,590, 675,690	49342
	HEAD SIDE PLATE	00941203 36616125	MF-35	49343
	PUMP FOUNDATION	00100405	MF-35	49344
	WATER JACKET OUTLET PIPE (S' TYPE)	DE000971	MF-35	49345
	WATER JACKET INLET PIPE	00540103	MF-35	49346
	WATER PUMP PLATE BRASS	00940863	MF-35	49347

AFTERMARKET MF PARTS - OEM NAME OR PART NO. USED FOR REFERENCE ONLY

	WATER PUMP PLATE BRASS A3.152, AD3.152, AT3.152, T3.152	0941183 3623H004 731275M1 3637335M1	MF-35,35X,135,240,245,255	49348
	WATER PUMP BEARING FPS-100	32346	MF-35DI,135,245	49349
	WATER PLUG BRASS	00650563	MF-35	49350
	OIL PLUG	00650566	MF-35	49351
	VENTURY KIT	00990024 00900651 00190010	MF-35	49352
	ENGINE LOCK KIT	DE0005392	MF-35	49353
	NOZZEL PIPE SET SET OF 3 AD3.152, T3.152	743602M91 3638623M91	MF-35,135,240	49354
	NOZZEL PIPE SET P4 SET OF 4	N.P.N.	IMT-560	49355
	NOZZEL PIPE SET SET OF 4 A4.212, A4.236, A4.248	735102M91	MF-165,175,185,265,285	49356
	LEAK OFF NOZZEL PIPE AD3.152	35587326 735010M91	MF-135,240	49357
	LEAK OFF NOZZEL PIPE A4.212, A4.236, A4.248	35587344 734723M91	MF-165,175,255,265,275,285,290, 365,390,690	49358
	NOZZEL PIPE NO.1 AD3.152,T3,152	35342004 743602M91 3638623M91	MF-135,240	49359
	NOZZEL PIPE NO.2 AD3.152,T3,152	35342024 35342005 35355283 735306M91 743603M91 3638624M91	MF-135,240	49360
	NOZZEL PIPE NO.3 AD3.152,T3,152	35342025 743604M91 743604M91 3638625M91	MF-135,240	49361
	NOZZEL PIPE NO. 1 A4.212, A4.236, A4.248	35343025 35354266 735099M91 744512M91 3641094M91	MF-165,175,255,265,275,285,290, 365,390,690	49362

AFTERMARKET MF PARTS - OEM NAME OR PART NO. USED FOR REFERENCE ONLY

	NOZZEL PIPE NO. 2 A4.212, A4.236, A4.248	35354266 35343026 35354267 353403025 735100M91 744513M91 3641262M91 3641094M91	MF-165,175,255,265,275,285,290, 365,390,690	49363
	NOZZEL PIPE NO. 3 A4.212, A4.236, A4.248	35343027 35354271 35354293 735101M91 735761M91 744514M91 3641095M91	MF-165,175,255,265,275,285,290, 365,390,690	49364
	NOZZEL PIPE NO. 4 A4.212, A4.236, A4.248	35343028 35354289 735102M91 735102M92 738890M91 744515M91 3641156M91	MF-165,175,255,265,275,285,290, 365,390,690	49365
	DIP STICK	31786412 73117M91 731117M91 3641857M1	MF-35,155,165,240,255	49366
	DIP STICK	31787437 31786412 37725443 735129M91 731117M91 734839M91 3641857M1	MF-165,175,185,255,265,275,285, 290,294,393,398,690	49367
	DIP STICK NEW TYPE A4.236, A4.248, AT4.236, T4.236 A4.248	747476M91 0011350U91	MF-362,365,375,398	49368
	DIP STICK A4.236, A4.248	3178C101 3641705M1	MF-275,290,365,375,390,398	49369
	DIP STICK NEW TYPE	742991M91 0011366U91	MF-365,398	49370
	CYLINDER HEAD STUD	825364M1	TE20	49371
	CYLINDER HEAD STUD (3/8"x1 15/16 UNF) (49MM MANIFOLD) A4.212, A4.236, A4.248, T4.236 A4.248	826403 0826490 734913M1	MF-165,175,265,275,285,290,298, 365,390,398,399,590,690,699	49372
	CYLINDER HEAD STUD ((3/8"x1 11/16 UNF) (43MM - ROCKER PILLAR) A4.212, A4.236, A4.248, T4.236	0826628 734088M1	MF-165,175,185,240,255,265,275, 285,290,298,365,390,398,399,590, 690,699	49373
	CYLINDER HEAD STUD (3/8"x1 5/8" UNF) (MANIFOLD TO ELBOW) A3.152, AD3.152	41346 0826403 0826439 0826481 2188134 735715X1 731862M1 731866M1 734697M1 731327M1 1476027X1	MF-135,165,175,240,245,255	49374

AFTERMARKET MF PARTS - OEM NAME OR PART NO. USED FOR REFERENCE ONLY

	CYLINDER HEAD FULL GASKET SET	830631M91	TE20,TO20,TO30,TE20,TO20, TO30	49375
	CYLINDER HEAD FULL GASKET SET	894902M91	MF-35,TE20,FE35,TEA20,135	49376
	CYLINDER HEAD BOTTOM GASKET SET P3	83386 3640661M91	TE20	49377
	CYLINDER HEAD BOTTOM GASKET SET A3.152 A3.144,	58013 82911 83400 85000 88400 U5LB0012 747187M91 4222817M91	MF-35,35X,135	49378
	CYLINDER HEAD BOTTOM GASKET SET	894915M91	MF-35,135,TE20	49379
	CYLINDER HEAD BOTTOM GASKET SET (ASBESTOS/ASBESTOS FREE) (LIP SEAL) A3.152, AD3.152	69097 94422 U5LB0010 U5LB0011 U5LB1110 742408M91 747185M91 747186M91 1447384M1 4222815M91	MF-135,240,245,255,375,390,398, 399	49380
	CYLINDER HEAD BOTTOM GASKET SET (ASBESTOS/ASBESTOS FREE) (ROPE SEAL) A3.152, AD3.152	82887 747187M91 828878M91 4222817M91 4223911M91 4224142M91	MF-35,135,240,245,255	49381
	CYLINDER HEAD BOTTOM GASKET SET AD4.203	68013 U5LB0015 747190M91	MF-155,165,265	49382
	CYLINDER HEAD BOTTOM GASKET SET (ASBESTOS/ASBESTOS FREE) A4.212, A4.236, A4.248, AT4.236, T4.236, A4.248	85007 85044 U5LB0004 U5LB0005 U5LB0016 U5LB0018 U5LB0045 741897M91 735229M91 736516M92 737183M91 737434M91 739012M91 739864M91 740586M91 740588M91 3638515M91 3640719M91	MF-165,175,185,240,255,265,275, 285,290,365,375,390,398,565,575, 590,675,690,698	49383


AFTERMARKET MF PARTS - OEM NAME OR PART NO. USED FOR REFERENCE ONLY

	<p>CYLINDER HEAD BOTTOM GASKET SET A4.318.2 A4.318,</p>	<p>68211 68209 738134M91 743789M91 743791M91 3640787M91 4223129M91</p>	<p>MF-285,298,595,698</p>	<p>49384</p>
	<p>CYLINDER HEAD LOWER GASKETSET U5LB0024 A6.354, A6.354.4, AT6.354, AT6.354.1, T6.354, T6.354.1</p>	<p>68218 68219 U5LB0020 U5LB0022 U5LB0023 U5LB0024 U5LB0043 U5LB0049 U5LB0055 U5LB0155 747195M91 747197M91 747198M91 747199M91 3638769M91 3638771M91 3641230M91 3641313M91 4222557M91 4223557M91</p>	<p>MF-399,565,665,699</p>	<p>49385</p>
	<p>CYLINDER HEAD HEAD GASKET SET ASBESTOS / ASBESTOS FREE</p>	<p>U5LT0179</p>	<p>MF-35,135</p>	<p>49386</p>
	<p>CYLINDER HEAD HEAD GASKET SET ASBESTOS / ASBESTOS FREE</p>	<p>82886 U5LT0038 U5LT0013 U5LT0038 U5LT0040 U5LT1138 735231M91 747167M91 748008M91 4222480M91</p>	<p>MF-135,240,245</p>	<p>49387</p>
	<p>CYLINDER HEAD HEAD GASKET SET ASBESTOS / ASBESTOS FREE AD4.203</p>	<p>82907 59626 U5LT0081 U5LT0069 422920M91 733589M91 735349M91 3638577M91 3638577M91 3641340M91 4222920M91</p>	<p>MF-165,255,65,765</p>	<p>49388</p>
	<p>HEAD GASKET SET 105MM ASBESTOS / ASBESTOS FREE A4.212, A4.236, A4.248, A4.248.2 A4.248</p>	<p>68248 U106654 U5LT0015 U5LT0007 U5LT0015 U5LT0065 U5LT0016 747169M91 747169M92 3637363M91 3637444M91 4223005M91 4224189M91</p>	<p>MF-165,175,185,240,255,265,275, 285 290,365,375,390,565,575,590, 675,690</p>	<p>49389</p>




AFTERMARKET MF PARTS - OEM NAME OR PART NO. USED FOR REFERENCE ONLY

	CYLINDER HEAD HEAD GASKET SET A4.318, A4.318.2	69048 USLT0520 746288M91 4223502M91	MF-285,298,595,698	49390
	CYLINDER HEAD GASKET ASBESTOS FREE A3.152	A3.144, 0490221 0490222 0490580 36812136 36812136 742993M1 4223567M1	MF-35,TE20,135	49391
	CYLINDER HEAD GASKET AD3.152	36812127 3681E006 3681E015 3681E024 36812127 747063M1 735018M2 836812127 3638691M1 3641399M1 3641399M91	MF-135,240,245,255	49392
	CYLINDER HEAD GASKET ASBESTOS/ASBESTOS FREE AD4.203	36812138 36812126 36812138 3681E023 744391M1 3641182M1	MF-165,255,265,765	49393
	CYLINDER HEAD GASKET 104 MM ASBESTOS/ ASBESTOS FREE A4.212, A4.236, A4.248, A4.248	36812352 36812352 3681E034 3681E036 3681E018 3637341M1 3638358M1 4222124M1 4222500M1	MF-165,175,185,240,255,265,275, 285 290,365,375,390,565,575,590, 675,690	49394
	CYLINDER HEAD GASKET 105 MM ASBESTOS/ASBESTOS FREE A4.212, A4.236, A4.248, A4.248.2 A4.248	36812349 36812315 36812333 36812334 36812338 36812341 36812349 3681E021 3638845M1 746342M1 416342M1	MF-165,175,185,255,265,275,285, 290,365,375,390,398,565,575,590, 675,690,698	49395
	CYLINDER HEAD GASKET ASBESTOS/ASBESTOS FREE A4.318	36812327 36812335 36812347 36812348 741721M1 745730M1	MF-285,298,698	49396
	CYLINDER HEAD GASKET ASBESTOS / ASBESTOS FREE A6.354.4, AT6.354.4, T6.354.4	36812607 36812613 3681H202 744539M1 745491M1 3638305M1 746556M91	MF-399,565,660,665,699	49397
	MANIFOLD TO ELBOW GASKET 2 BOLT HOLE	825003M1	FE35,TEA20,TEF20,TO35	49398
	MANIFOLD TO ELBOW GASKET 3 BOLT HOLE	827877M1 180104M1 3640488M1 4222475M1	MF-35,65,765,TE20,135,165,235, 240,245,255,275	49399
	MANIFOLD TO ELBOW GASKET (180°) A4.212, A4.236, A4.248	36822135 897938M1 3638761M1	MF-165,175,265	49400

AFTERMARKET MF PARTS - OEM NAME OR PART NO. USED FOR REFERENCE ONLY

	MANIFOLD TO ELBOW GASKET (90°) 3 BOLT HOLE A4.212, A4.236, A4.248	36821123 194742M1 734701M1 741970M1 1822726M1 1822726M2 3583742M1 3583742M2 4223085M1	MF-165,175,185,265,275,290,375, 390,399,565,575,590,675,690	49401
	MANIFOLD TO HEAD GASKET A3.152, AD3.152	36862143 735016M1 4222050M1	MF-35,135,240,245,255	49402
	MANIFOLD GASKET	1750045M1	MF-35,TE20,TO20,TE20,TO20, TO30,TO35,135	49403
	MANIFOLD GASKET A4.212, A4.236, A4.248, A4.248	36862159 36862134 736754M1 3640556M1	MF-165,175,185,240,265,275,290, 365,375,565,575,675	49404
	MANIFOLD GASKET	1876671M2 1876671M4	MF-260,275,283,290	49405
	OIL SUMP GASKET	825654M1 825654M17	MF-35,TE20,FE35,TEA20,135	49406
	OIL SUMP GASKET	36815707 36815721 3681K004 746425M1 3638519M1 3641273M1 U5MK0600	MF-165,175,185,265,275,285,290, 375,390	49407
	OIL SUMP GASKET	36815707 36815721 746425M1 3638519M1 3641273M1 U5MK0600	MF-165,175,185,265,275,285,290, 375,390	49408
	OIL SUMP GASKET	3681M005 3637233M1 3638431M1 3638562M1	MF-396,399	49409
	ROCKER COVER GASKET A3.144, A3.152	490491 731273M1	MF-35,TE20,135	49410
	ROCKER COVER GASKET AD3.152	36811115 735057M1	MF-135,240,245,255	49411
	ROCKER COVER GASKET AD4.203	36811112 732821M1 732821M2	MF-155,165,255,265	49412
	ROCKER COVER GASKET A4.212, A4.236, A4.248, A4.248.2, AT4.236, T4.236	36811132 21826363 36811122 36811131 3681A026 737225M1 746714M1 3638461M1 3638482M1 4223924M1	MF-165,175,185,255,265,275,285, 290,365,375,390,398,565,575,590, 675,690,698	49413
	ROCKER COVER GASKET A4.212, A4.236, A4.248, A4.248.2, AT4.236, T4.236, A4.248	3681027 3681A027 3638482M1	MF-165,175,185,255,265,275,285, 290,365,375,390,398,565,575,590, 675,690 ,98	49414

AFTERMARKET MF PARTS - OEM NAME OR PART NO. USED FOR REFERENCE ONLY

	ROCKER COVER GASKET A6.354.4, AT6.354.4, T6.354.4	36811443 36811445 3681A027 744381M1 7454621M 745462M1 3638482M1	MF-399,565,665,699	49415
	ROCKER COVER GASKET 1006, 1006.6	3681C001 748329M1 4223927M1	MF-399	49416
	LIP SEAL HOUSING GASKET A4.203, AD3.152, AD4.203	33826111 741378M1 3641894M1	MF-135,165,240,245,255	49417
	LIP SEAL HOUSING GASKET A4.212, A4.236, A4.248, A6.354, AT4.236, AT6.354, T4.236, T6.354	36817157 740828M1 740828M1 3641221M1 3641224M1 4223587M1 3638520M1	MF-165,175,185,240 255,265,275, 285,290,375,390,398, 399,575,590, 675,690,698	49418
	ROPE SEAL HOUSING GASKET A4.212, A4.236, A4.248, A4.248, A6.354, A6.372	36817136 747606M1 735110M1 3638780M1	MF-165,175,185,255,275,285,290, 399,690	49419
	TIMING COVER GASKIT (A3.152)	36813136 734661M1 3641895M1 4224397M1	MF-135,240,255	49420
	TIMING COVER GASKIT A4.236	36813137 734887M1 3638517M1 4222563M1	MF-175,265,290,365,398,590,690, 699	49421