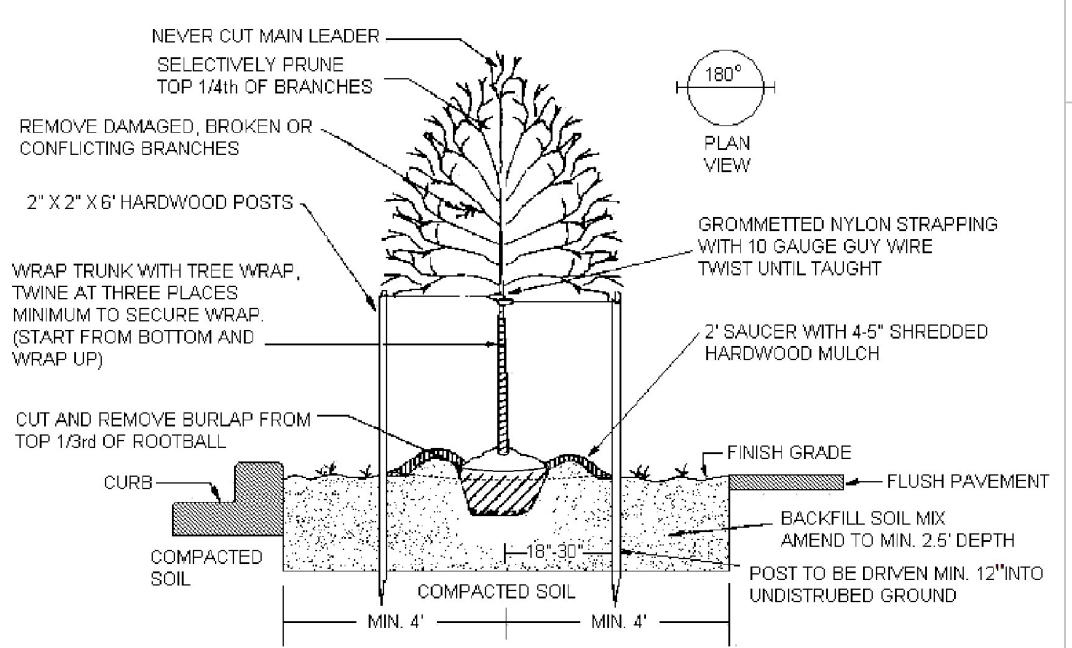
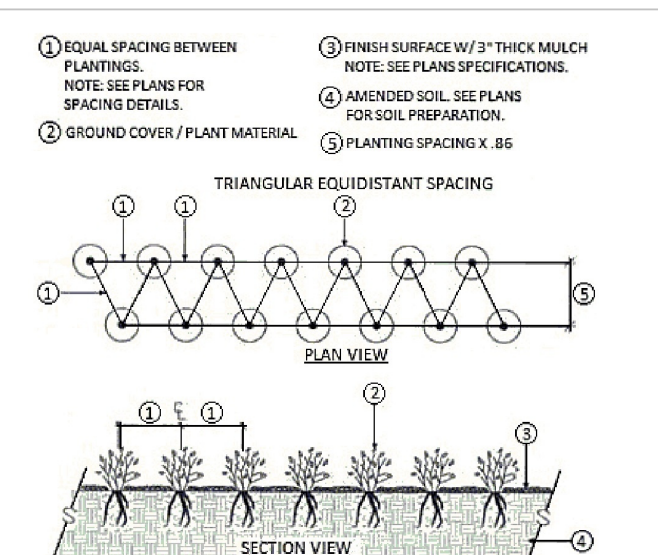


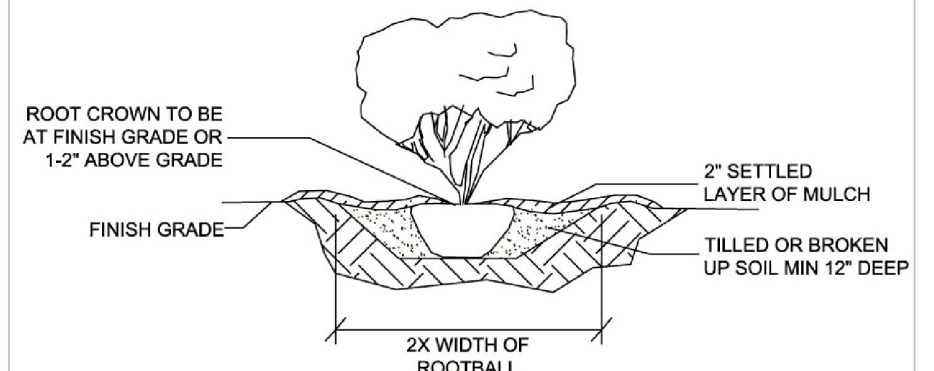
TYP. PALM PLANTING DETAIL



TYP. B & B TREE PLANTING DETAIL



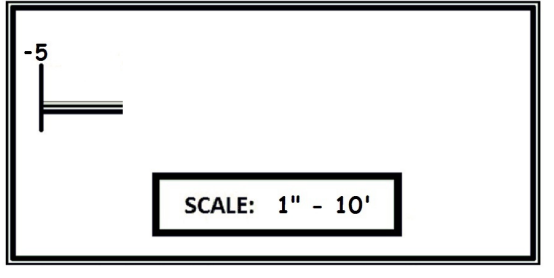
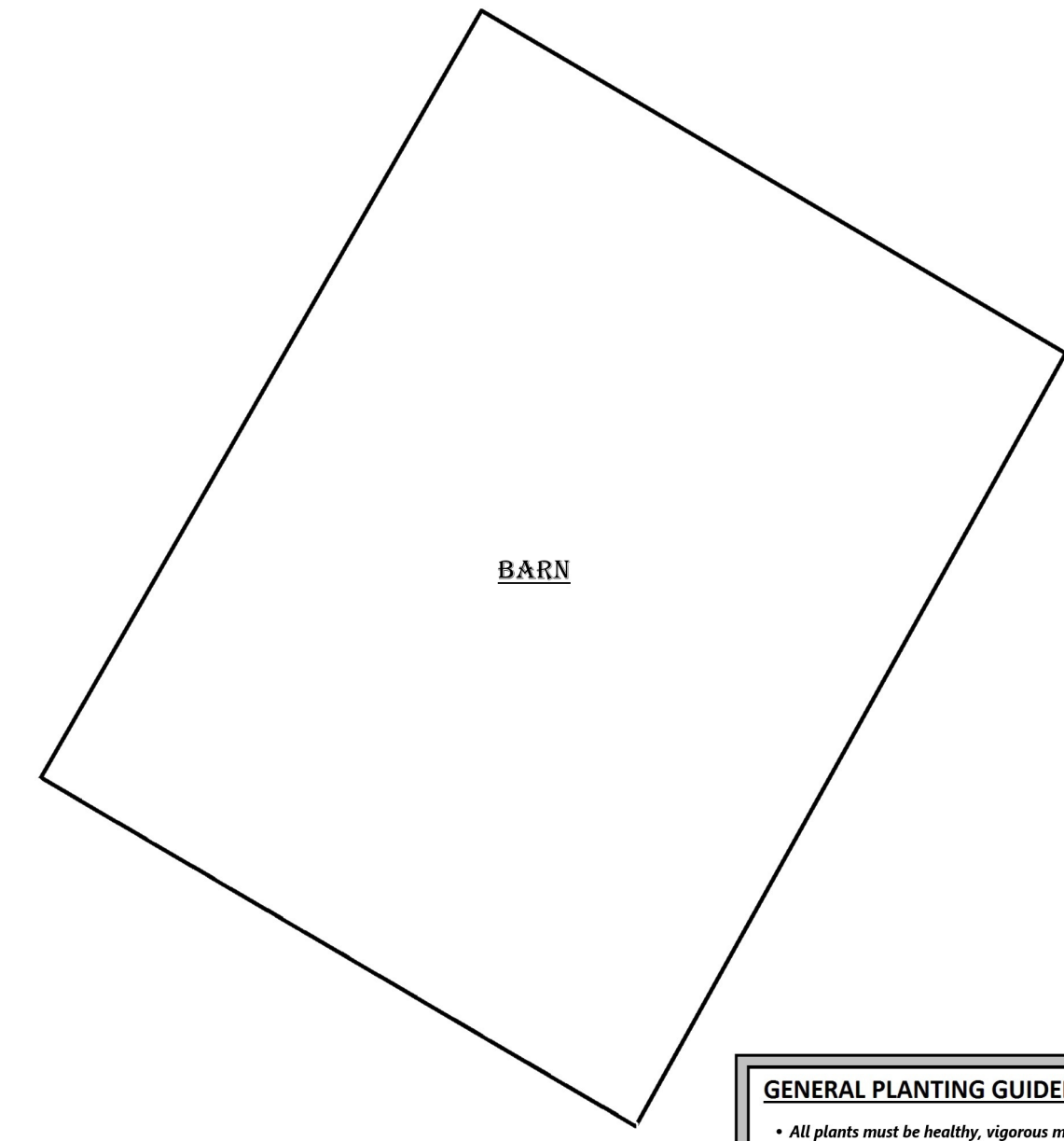
TYP. GROUND COVER PLANTING DETAIL



TYP. SHRUB PLANTING DETAIL

SYMBOL	SYM	QTY	BOTANICAL NAME / COMMON NAME	SIZE	COMMENTS	NOTES
BM	125		Liriope muscari / Lilyturf, big blue lilyturf, and monkey grass	1 gal.	18" O.C.	
BO	5		Nandina domestica / Heavenly Bamboo	7 gal.	As Shown	
CS	11		Cupressus sempervirens / Italian Cypress	30 gal.	As Shown	
GJ	2		Gardenia jasminoides / Cape Jasmine	3 gal.	As Shown	
HP	5		Hamelia patens 'Compacta' / Dwarf Firebush	3 gal.	As Shown	
IV	2		Ilex vomitoria 'Pendula' / Weeping Yaupon Holly	30 gal.	As Shown	
JH	38		Juniperus horizontalis / Blue Rug Juniper	3 gal.	18" O.C.	
LC	75		Loropetalum chinense 'Chang Nian Hong' / Forever Red Loropetalum	3 gal.	30" O.C.	
LI	6		Lagerstroemia indica 'Muskogee' / Lavender Crape Myrtle	30 gal.	As Shown	
RR	18		Rosa 'Radtko' PP #16,202 CPBR 3,104 / Double Knockout Rose 'red'	3 gal.	As Shown	
SR	9		Salvia rosmarinus / Rosemary	3 gal.	As Shown	Special
TJ	4		Trachelospermum jasminoides / Confederate Jasmine or Honeysuckle	3 gal.	As Shown	Special
VS	8		Variiegated Schefflera arboricola / Heptapleurum / Scheffler's Delight	3 gal.	As Shown	
WR	1		Phoenix roebelenii / Pygmy date robelini	15 gal.	As Shown	
X	TBD		Boulders (5LG, 12MED) 1 PALLET	TBD	Contractor Specific	Special
XX	22 CY		Dark Chocolate Shredded Mulch			

PROPOSED TRELLIS



CALL 48 HOURS BEFORE YOU DIG
It's the Law!
1-800-432-4770
SUNSHINE STATE ONE CALL OF FLORIDA, INC.

GENERAL PLANTING GUIDELINES


- All plants must be healthy, vigorous material, free of pests & diseases & Florida #1 grade or better, unless otherwise indicated.
- All plants must be container grown or balled & burlapped (B&B) as indicated in the plant list.
- All trees must be straight trunked, full-headed & meet all requirements specified.
- All plants are subject to approval of the landscape designer & property owner before, during, & after installation until the date of the final acceptance.
- All trees are to be paged or staked as instructed by designer if different than Master Landscape Plan indicates.
- All plants & planting areas must be completely mulched to a minimum depth of 3" using Chocolate Shredded Mulch, (existing Pine Straw Beds surrounding Pine Trees to remain Pine Straw)
- Prior to construction, the landscape contractor shall be responsible for locating all underground utilities, structure, site appearances, etc. that it or could be affected by the landscape construction.
- The landscape contractor is responsible for verifying all quantities shown on these plans.
- The landscape contractor is responsible for maintaining all plantings (including, but not limited to: watering, spraying, mulching, fertilizing, etc.) of planting areas and trees until the work is accepted in total by the landscape designer and/or the property owner.
- Any plant material which dies, runs brown or defoliates (prior to total acceptance of the work) shall be promptly removed from the site and replaced with material of the same species, quantity, size, and meeting all plant list specifications. Normal plant material shall be warranted for a period of 3 months after completion. Pines and trees shall be warranted for (1) year. Warranty period starts after latest replacement is accepted.
- All disturbed areas of existing sod, shall be re-sodded, sod type to be St. Augustine Floratam if existing sod cannot be determined. Contractor to notify property owner of all sod replacement and species.
- Landscape contractor shall verify the plant quantities. Plant symbols on the landscape construction plan supersede quantities in the plant list.
- In site grading B&B trees, caliper shall take precedence over height.
- In site grading multi-stem trees, height shall take precedence over caliper.
- All mulch (Chocolate Shredded Mulch) to be approved by the landscape designer and the owner. Provide samples to the landscape designer for review and approval prior to installation of mulch. Mulch shall be free of foreign debris or deleterious material. Mulch shall not be treated with any compound harmful to plants or wildlife.
- All existing plant material not shown on this landscape plan is subject to removal and to be included in services of the landscape contractor. All existing plant material to be salvaged will be established during the preliminary walkthrough with the landscape designer and/or owner representative - all unwanted plant material to be removed by landscape contractor and included in bid. Approval of all existing vegetation to be removed is required by the landscape designer and/or property owner representative prior to removal.
- Plant legend indicates if plant material is to be planted inside the container or removed and planted directly in the ground. Please see the list claims (notes) of the plant legend.
- Excessive plant material shown on plan and not installed shall be deducted from final invoice and promptly removed from the property.
- Work performed shall comply with the following: A. These General Notes, and Construction Documents and Specifications. B. All applicable local, state and federal codes, ordinances and regulations. All codes listed in Specifications and Drawings shall be inclusive of all codes, regulations and requirements adopted by the state of Florida, including all amendments.
- Source of base information is Dameron Designs and is assumed to be correct. Report any discrepancies immediately to the property Owner's representative.
- Verify locations of pertinent site improvements installed under other contracts. If any part of this plan cannot be followed due to site conditions, contact Dameron Designs' representative and/or property owner for instructions prior to commencing work.
- Contact local underground utility services for utility location and identification, prior to commencing work.
- Perform excavation in the vicinity of underground utilities with care and by hand, if necessary. The contractor bears full responsibility of this work and the disruption of damage to utilities shall be repaired immediately and at no expense to the property owner or designer.
- Berm dirt / Soil must be free of foreign debris and good clean fill dirt, to promote a healthy plant life and growing conditions.

GUIDE FOR ESTIMATING AND PLANTING

Inches Apart	32 Plants	64 Plants	100 Plants
6"	8 sq. ft.	16 sq. ft.	25 sq. ft.
8"	14 sq. ft.	28 sq. ft.	44 sq. ft.
10"	22.5 sq. ft.	45 sq. ft.	70 sq. ft.
12"	32 sq. ft.	64 sq. ft.	100 sq. ft.
15"	50 sq. ft.	100 sq. ft.	156 sq. ft.
18"	72 sq. ft.	144 sq. ft.	225 sq. ft.
24"	128 sq. ft.	256 sq. ft.	400 sq. ft.

FORMULAS TO DETERMINE SQUARE FEET

Circles: Area= Diameter squared X 0.7854
Triangles: Area= 1/2 X Height
Rectangle: Area= Base X Height



TYP. LANDSCAPE LIGHTING

HERNANDO COUNTY, FLORIDA
PROPERTY RECORD CARD

REVALUATION PROPERTY INFORMATION

APPLICANT: [Name]

PROPERTY ADDRESS: [Address]

PROPERTY TYPE: [Type]

ASSESSOR'S OFFICE: [Office]

DATE: [Date]



REVISIONS

REVISIONS	BY
J.NICHOLAS 3.5.2026	DD
D.NICHOLAS 4.12.2026	DD

MASTER LANDSCAPE PLAN
NICHOLAS RESIDENCE
24964 MONDON HILL ROAD, BROOKSVILLE, FL 34601



DAMERON
DESIGNS .com
Architectural Landscape
Design & Consultation
(352)835-4012

ARCHITECT
D. DAMERON
CHECKED
N.D.
DATE
10/02/2025
SCALE
1" = 10'
JOB NO.
25-0012
SHEET NO.

OF SHEETS