Dameron Designs .com
Architectural Landscape Design & Consultation
(352)835-4012

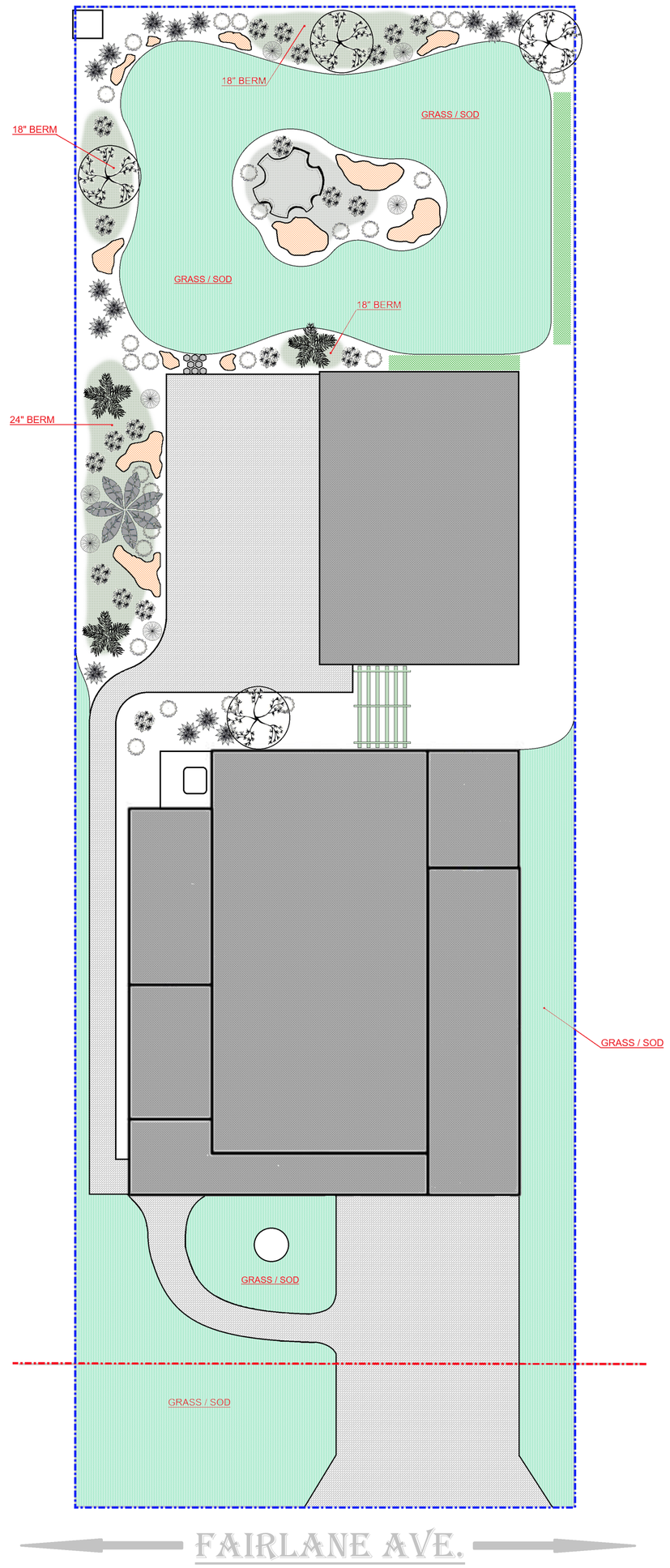

SYMBOL	SYM	QTY	BOTANICAL NAME / COMMON NAME	SIZE	COMMENTS	NOTES
	BF	15	Cordyline fruticosa 'Red Sister' / Ti Plant	3 gal.	36" O.C.	
	CN	1	Bismarckia nobilis / Bizmarck Palm	30 gal.	2' C.T. / 8' OA	*Special*
	CV	27	Codiaeum variegatum 'Petra' / Petra Croton	3 gal.	36" O.C.	
	LC	42	Lantana camara / Lantana Gold	1 gal.	24" O.C.	
	LI	4	Lagerstroemia indica / Crepe Myrtle (Homeowner choice color)	15 gal.	As Shown	*Transplant*
	PA	7	Plumbago auriculata 'Monott' / Royal Blue Plumbago	3 gal.	As Shown	
	RT	1	Cercis canadensis L / Eastern redbud	15 gal.	As Shown	
	SA	14	Schefflera arboricola 'variegatum' / Variegated Schefflers Delight	3 gal.	As Shown	
	VO	18	Viburnum odoratissimum / Sweet Viburnum	3 gal.	36" O.C.	
	WR	3	Phoenix roebelenii / Pigmy Date Palm (min: Triple Trunk)	15 gal.	As Shown	
	X	10CY	Berm Dirt (Contractor to verify)		To Be Determined	
	XX	22CY	Dark Chocolate Shredded Mulch (Contractor to verify)		To Be Determined	

REVISIONS	BY
MITCHELL.T 6.4.25	DD

GENERAL PLANTING GUIDELINES

1. All plants must be healthy, vigorous material, free of pests & diseases & Florida #1 grade or better, unless otherwise indicated.
2. All plants must be container grown or balled & burlapped (B&B) as indicated in the plant list.
3. All trees must be straight trunked, full-headed & meet all requirements specified.
4. All plants are subject to approval of the landscape designer & property owner before, during, & after installation until the date of the final acceptance.
5. All trees are to be guyed or staked as instructed by designer.
6. All plants & planting areas must be completely mulched to a minimum depth of 3" using Pine Bark mini nugget.
7. Prior to construction, the landscape contractor shall be responsible for locating all underground utilities, structure, site appurtenances, etc. that is or could be effected by the landscape construction.
8. The landscape contractor is responsible for verifying all quantities shown on these plans.
9. The landscape contractor is responsible for maintaining all plantings (including, but not limited to: watering, spraying, mulching, fertilizing, etc.) of planting areas and lawns until the work is accepted in total by the landscape designer and the owner.
10. Any plant material which dies, runs brown or defoliates (prior to total acceptance of the work) shall be promptly removed from the site and replaced with material of the same species, quantity, size, and meeting all plant list specifications. Normal plant material shall be warranted for a period of 3 months after completion. Palms and trees shall be warrantied for (1) year. Warranty period starts after latest replacement is accepted.
11. All disturbed areas of existing sod, shall be re-sodded, sod type to be St. Augustine Floratam if existing sod cannot be determined.
12. Landscape contractor shall verify the plant quantities. Plant symbols on the landscape construction plan supersede quantities in the plant list.
13. In size grading B&B trees, caliper shall take precedence over height.
14. In size grading multi-stem trees, height shall take precedence over caliper.
15. All mulch (Pine Bark Mini Nugget) to be approved by the landscape designer and the owner. Provide samples to the landscape designer for review and approval prior to installation of much. Mulch shall be free of foreign debris or deleterious material. Mulch shall not be treated with any compound harmful to plants or wildlife.
16. All existing plant material not shown on this landscape plan is subject to removal and to be included in services of the landscape contractor. All existing plant material to be salvaged will be established during the preliminary walkthrough with the landscape designer and owner representative – all plant material marked in orange pain to be removed by landscape contractor. Approval of all existing vegetation to be removed is required by the landscape designer and property owner representative prior to removal.
17. Excessive plant material shown on plan and not installed shall be deducted from final invoice.

GUIDE FOR ESTIMATING AND PLANTING

Inches Apart	32 Plants	64 Plants	100 Plants
6"	8 sq. ft.	16 sq. ft.	25 sq. ft.
8"	14 sq. ft.	28 sq. ft.	44 sq. ft.
10"	22.5 sq. ft.	45 sq. ft.	70 sq. ft.
12"	32 sq. ft.	64 sq. ft.	100 sq. ft.
15"	50 sq. ft.	100 sq. ft.	156 sq. ft.
18"	72 sq. ft.	144 sq. ft.	225 sq. ft.
24"	128 sq. ft.	256 sq. ft.	400 sq. ft.

FORMULAS TO DETERMINE SQUARE FEET

Circles: Area=Diameter squared X 0.7854

Triangles: Area=1/2 X Height

Retangle: Area=Base X Height

TYP: LANDSCAPE LIGHTING



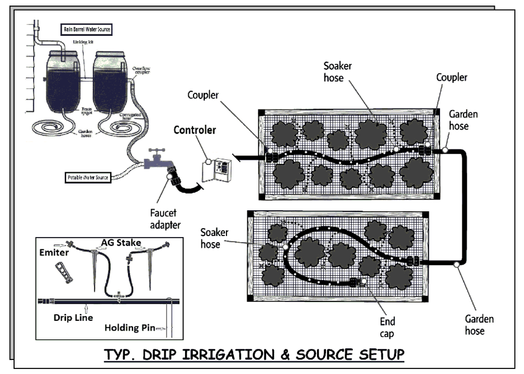

TYP. DRIP IRRIGATION & SOURCE SETUP

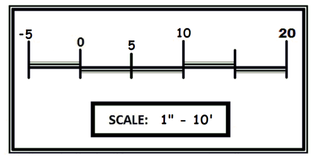

FNGLA
FLORIDA NURSERY, GROWERS AND LANDSCAPE ASSOCIATION
Leading Florida's Green Industry

CALL 48 HOURS BEFORE YOU DIG
It's the Law!
1-800-432-4770
SUNSHINE STATE ONE CALL OF FLORIDA, INC.

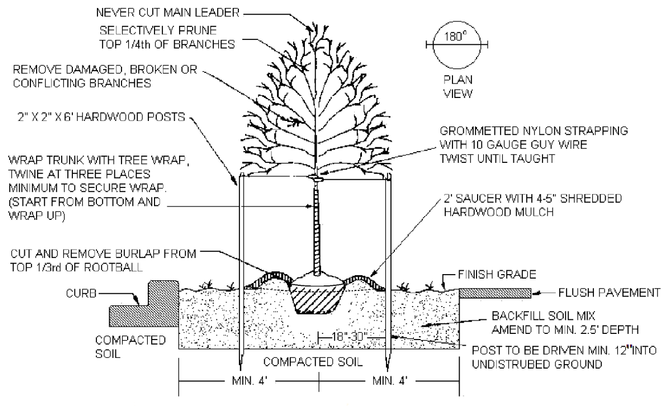

TYP. B & B TREE PLANTING DETAIL

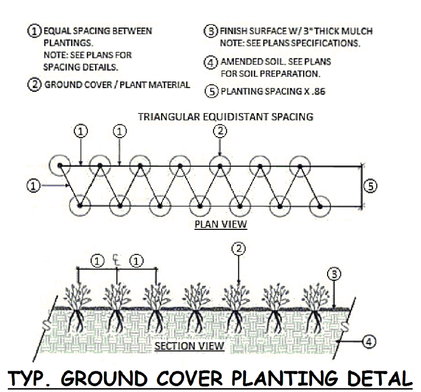

TYP. GROUND COVER PLANTING DETAL

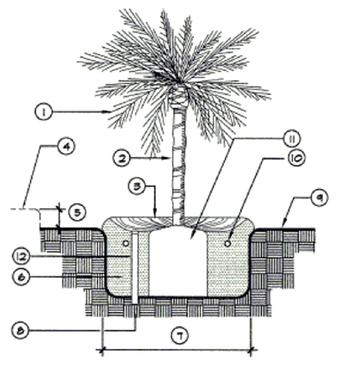

1 FRONDS - TIE WITH SINGLE STRAND OF ORGANIC MATERIAL UNTIE AT END OF MAINTENANCE PERIOD
2 PALM TRUNK
3 4" HIGH WATERING BASIN (IF REQ'D)
4 TOP OF PAVING
5 1" IN TURF AREAS
6 BACKFILL MIX - 100% WASHED SAND
7 2 X WIDTH OF ROOTBALL
8 UNDISTURBED NATIVE SOIL
9 FINISH GRADE
10 PLANT TABLETS (SEE SPECS)
11 ROOTBALL
12 3" DIA. X 3" DEEP PERFORATED PVC BREATHER TUBE W/ NDS DRAIN GRATE

TYP. PALM PLANTING DETAIL

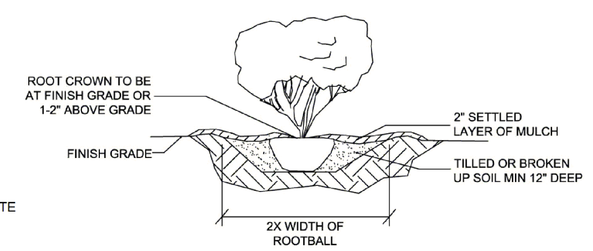

TYP. SHRUB PLANTING DETAIL



MASTER LANDSCAPE PLAN
MITCHELL RESIDENCE
8109 FAIRLANE AVE., BROOKSVILLE, FL. 34613

AWARD WINNING FLORIDA-FRIENDLY LANDSCAPE DESIGN SERVICE

Dameron Designs .com
Architectural Landscape Design & Consultation
(352)835-4012

ARCHITECT	D. DAMERON
CHECKED	N.D.
DATE	06.01.2025
SCALE	1" - 10'
JOB NO.	25-0014
SHEET NO.	L - I
OF	SHEETS