



Optimize loadout, track productivity and prevent overloading

LOADRITE L3180 SmartScale for Wheel Loaders

SmartScale helps you perform

TOTAL LOADED: 1091.8 t
LOADED SINCE: 7:02:09
LAST LOADED TIME: 12:01:07

GRAVEL: 726.600 t
ROCK: 162.300 t
SAND: 201.900 t



When the pressure is on and customers are waiting, you need to perform faster without compromising accuracy and precision.

The new L3180 SmartScale for loaders adjusts for rough terrain, technique, and movement so new and skilled operator can load accurately with confidence and speed.

ROBUST WEIGHING IN MORE CONDITIONS



LOAD ON TARGET



ON A SLOPE



AT RIGHT LOCATION



ON THE MOVE



WITH RIGHT PRODUCT




SPLIT WEIGHING



The L3180 SmartScale offers:

SMARTER WEIGHING

- ▶ Precise weighing in a wide range of conditions including adjusting for rough terrain, operator technique and machine movement
- ▶ New weighing artificial intelligence
- ▶ Digital CAN-bus sensors for noise immunity
- ▶ Ground slope compensation as standard




SMARTER DATA MANAGEMENT

- ▶ In-cab performance KPIs (ton/hour, tons, truck count) to help operators monitor performance and achieve daily targets
- ▶ Access to site production and operator performance KPIs anywhere, anytime on your mobile device*
- ▶ Visualize loadout performance with heatmaps*
- ▶ Never lose a load ticket again. eTickets send load information to your customer's email*
- ▶ Track location and distance traveled with built-in GPS*
- ▶ Easy InsightHQ connectivity with built-in WiFi

SMARTER INTERFACE

When it gets busy and the pressure is on, ease of use helps improve precision

- ▶ 100% larger display (than other LOADRITE scales)
- ▶ Color touch screen for faster menu navigation and interaction
- ▶ External keyboard input (or Android device charging) via USB port



Measuring in the 'sweet spot' reduces bad measures at the start and end of the lift (e.g. dropping material). The L3180 takes more samples of bucket payload in the 'sweet spot' to provide a more accurate weight.




WHAT IS A SMARTSCALE?

A SmartScale is the next generation of onboard weighing that uses artificial intelligence for more accurate, precise and faster loading. It also connects machines and devices for the collection and syncing of loading data.

The L3180 SmartScale offers:

- ▶ Weighing artificial intelligence
- ▶ Connected Quarry connectivity including built-in WiFi and GPS
- ▶ Multi-axis Inertial Measurement Unit (IMU)
- ▶ Best-in-class interactivity and interface

(* With InsightHQ option)



Features



GREATER LOADING ACCURACY

The next generation L3180 loader scale is our best yet, adjusting for rough terrain, technique, and movement so new and skilled operators can load with greater accuracy, precision and speed.



SMART CONNECTIVITY

Built-in WiFi allows faster and cheaper communications networks syncing data when in range of a WiFi signal or use existing radio communications networks



SMART SENSORS

New multi-axis IMU sensors are more robust with no moving parts, faster and less invasive to install with no need to customize mounting brackets or to weld.



BIGGER SCREEN

5.7" size screen is twice the size of previous generation LOADRITE products with both touch and durable button interaction



SMART DATA SYNC

The L3180 keeps payload data safe, by caching data during power or signal weakness/loss. When the connection is restored wireless connection is reestablished, data will automatically sync with InsightHQ.



ETICKETS

eTickets sends load information to any email, reducing the need for truck drivers to leave the cab while on site, and get back on the road quicker.



SMART LOCATIONS

Track loading locations to monitor incorrect stockpile or truck loading.



SHORTER INSTALL TIME

Standardized sensors across the machine, simpler connectors and modern universal mounting brackets ensure your machine is installed quickly.



CONTACT YOUR LOCAL DEALER TODAY

Loadrite Central
Shipping: 20346 Range Line Road
Brighton, IL 62012
Mailing: PO Box 668
Valley, NE 68064

888.435.4020 Phone & Fax
sales@loadritecentral.com



FOR MORE INFORMATION

Trimble Inc.
(including LOADRITE)
45 Patiki Road
Auckland 1206
New Zealand
trimble.com/L3180

