



Flies and Lies

May, 2026

President's Corner

Well, the Fly Fishing 101 class went well. All the students seemed to enjoy themselves and the wind knots were not as drastic toward the end of the class. Of course, the fly tying was over the top, I saw some fine flies coming out of those sessions.

The end of the class marks the run up to our Annual Fund Raiser. It will be held on Saturday May 16 in lieu of the Clinic. There are some goodies to be had so bring a credit card, check book, or cash and take home the extra gear you know you need!

The annual "Classic" by the Gulf Coast Council of FFI will be held May 1 & 2. There is so much to see and do, you will need to attend both days. From what I've been told the Fly-Fishing Film Tour is a good one! If you are at all interested in how to protect gamefish do not miss the Conservation Keynote address by Dr. Aaron Adams from Tarpon-Bonefish Trust. It promises to be a good one to attend.

Richard Montgomery
President

Casting and Tying at the Club

Club Meeting

Tuesday, May 6, 6:30

In addition to the business meeting, Bob Korose will talk about Peacock Bass Fishing in Brazil.



Fly Tying

Thursday, May 14, 6:30

The Fly of the Month is the UV—Resin Glass Minnow. Leading us this month will be Bob Korose. *(Note that this is the same week as the Fund Raiser!)*



Fund-Raiser

Saturday, May 16, 9:00 AM

There's no clinic this Saturday, but please join us for our annual fund-raiser at the clubhouse.

Gulf Coast Classic

As Richard mentioned, the Gulf Coast Council (GCC) of Fly Fishers International (FFI) is presenting the 3rd annual Gulf Coast Classic fly-fishing festival, to be held Friday-Saturday, May 1-2, 2026, at the Learning Campus of Gulf State Park in Gulf Shores, Alabama.

Registration is open. See the homepage, <https://ffigulfcoastclassic.com/> and our website for more information.

A number of great items are going to be in the daily raffles. Included, but not limited to, are these

- Materials and gear from The Fly Hair Co., Finatics Fly Co., Squimpish Fly Co., and Community Fly Supply and Space Coast Flies,
- Flies and boxes from various tyers,
- Rods, reels, and lines from various donors,
- Lines from Cortland Fly Fishing,
- and many other items.

Upcoming Events

May 2026



Sunday	Monday	Tuesday	Wednesday	Thursday	Friday	Saturday
26	27	28	29	30	1 Gulf Coast Classic 9:00 -- 4:00	2 Gulf Coast Classic 9:00 -- 4:00
3	4 Healing Waters 9:30- am-Cancelled this Week	5 BOD Mtg 5 pm Business Mtg 6:30 pm	6	7	8	9
10	11 Healing Waters Trip to Blackwater State Park Time TBA	12	13	14 Bull Session 6:30 pm	15	16 Fund Raiser 9:00 am
17	18	19	20	21 Community Fly Supply Fly Tying Night 6:30 pm	22	23
24	25 Memorial Day Healing Waters 9:30 am	26	27	28	29	30 Community Fly Supply Sand Fly Fly Fishing Tournament
31	1	Notes				

FFNWF

www.ffnwf.org

PRESIDENT

[Richard Montgomery](#)

VICE-PRESIDENT

[Bob Korose](#)

SECRETARY

[George Norton](#)

TREASURER

[Larry Sisney](#)

3610 Baisden Rd.

Pensacola, FL 32503

MEMBERSHIP

[David Handley](#)

MEMBER EMERITUS

[Russ Shields](#)

NEWSLETTER

[Dave Kuechenmeister](#)

Sand Fly Fly-Fishing Tournament

This is sponsored by the Community Fly Supply shop. The surf-fishing, no boats allowed, tournament will be held on May 30. There are categories for Pompano, Speckled Trout, Redfish and more. Look for more details on the Community Fly Supply [Facebook page](#).

May Fund-Raiser

On May 16, the normal Clinic activities will be replaced by our annual fund-raiser. Please consider donating some gear, as well as attending the fund-raiser and bidding on items. Available items include a couple of Orvis rods, a couple of St. Croix rods all like new. Also there are some nice flies from Bob Korose and tackle bag with 8-10 boxes of flies. Additionally, there is a box of tools and materials. Last, there are some older reels and other miscellaneous items.

Donations can be made on the day of the fundraiser, May 16.

Project Healing Waters

By Mick Milo



With the Fly Fishing 101 Course now completed, we will be moving our regular meetings from Wednesdays back to Mondays. That being said, our 1st Monday meeting in May should be 4 May. However, I'm making a small adjustment. As many of you are aware, the Fly Fishers International Gulf Coast Classic is scheduled for this Friday 1 May and Saturday, 2 May. PHW in conjunction with the Flyfishers of NW Florida will be sponsoring a booth/table at this event. As an alternative to our regular meeting session (4 May) at the Miraflores clubhouse, we will consider this 2-day event as our 1st meeting of May. There will be no scheduled meeting on Monday 4 May.

I encourage you all to consider attending this event. There will be equipment vendors, fly materials vendors, professional fly tyers and a variety of workshops available to attend. There will also be plenty of "goodies" raffled off throughout the 2-day event. Check out the link below for more details on the event.

<https://ffigulfcoastclassic.com>

Finally...don't forget that our regular scheduled meeting on 11 May is our Scavenger Hunt/Tying Competition/Fishing trip to be held at Blackwater River State Park. To date, I have around 15 members who have committed to attend. If you haven't committed yet, please let me know. I need a good headcount to plan for food and beverages.

Any questions, please don't hesitate to reach out to me.

April meetings concentrated on Baitfish patterns. This is a typical meeting, but we also added a demonstration of the pattern in a test tank. The still photo doesn't capture the movement of the pattern with the water flowing, but it was quite dramatic. Click on the right-hand picture to see the entire video on YouTube.



(Thanks go to Jay Brykczynski for these and the other photos in this newsletter)

Business Meeting

The March business meeting also featured a presentation by Jeremy Anderson on the Healing Waters trip to the South Holston River.

Fly Tying and Clinic

Bob Korose led a group of us in tying the Golden Retriever this month. Attendance was light at both sessions, but we tied a good pattern by my standard – easy and good looking. I also used the Golden Retriever to catch a Brown trout in Georgia last week.

Everyone that attended enjoyed the lunch that Russ provided. In fact, it looks like most were there just for the lunch!

Remember there's no Clinic in May, but please come for the Fund-Raiser!



Don't miss the [Fly Tying Night](#) at Community Fly Supply. This is always on the third Thursday of the month at 6:30 pm.

Fishing Reports

By Captain Richard Montgomery

Sitting here watching the heavy clouds of another cold front pass by, I am hopeful this will be the last of the cold weather and the fishing will take off after this. Mid-April acted like we were popping into our spring fishery, but we'll have to wait a few more days.

From the boat launch gossip, I got intel that the Spanish were around the Pass. Tom Finkle reported the Spanish had moved into the Fairpoint area of Gulf Breeze. Terry McCormick also reported finding some nice size Spanish there. A few days later my clients couldn't buy a strike there, but we did manage to find them across the Bay. They landed their first saltwater fish with several nice Spanish.

You take about excitement; it was like I just guided to a Grand Slam or something. Just look at the joy in his face, and that is why we do it.



Baz reported while warming up his clients the next day, the fish were not there. That's the way it is with early Spring fishing, here one day gone the next! We should all keep our collective fingers crossed that the late season cold weather doesn't push them out of reach.

We are seeing some fine redfish in the shallows. The issue is convincing them to eat a fly. Of course, Capt. Baz comes through with the photos. His client, Woody from Utah, made a special trip to catch a redfish on a fly. Baz made it happen with two fun size fish. And as if predicted it was Woody's last day in town.



Looking ahead, we should see more fish on the grass flats and in the Gulf. It won't be too long before the specks, Spanish, Lady's and the bigger bluefish start to show.

From Brian Hinkson

This is Brian's first fish on the rod he just built in Project Healing Waters. He was fishing with Rex Green at Trout Point, near Sherman Cove.

From Dave Kuechenmeister

I was in North Georgia last week to visit family but managed to take some time to fish the Chattahoochee River at the base of the Buford Dam. The areas that I could use to fish from the bank were just alive with Brown trout.

I caught my first fish on the 5 wt bamboo rod that I made in Healing Waters using a Golden Retriever fly that I tied on a #10 hook. When I moved down the river a little, I also switched to a Elk Hair Caddis that I'm pretty sure I tied in the FF101 class last year. That was fun, too. I caught two more brownies before I had to leave. Alas, I was by myself and can't give you a nice picture like the one Brian has. The next visit is just for the trout!



Brian with his Spanish Mackerel

Fly Fishing 101

The FF101 classes transitioned to freshwater fishing with a lecture on the entomology of the Caddisfly lifecycle by Jerry Giles, then a fly-tying lesson from Gary Pheabus.





Casting instruction concluded with far fewer wind knots



The last week featured a presentation on the “Introduction to Local Fresh Water Fishing” by Mark Wegener. This was a very thorough discussion of the fish in the local lakes, rivers, and tributaries, as well as the forage and patterns to imitate those bait fish.



Fly of the Month: The UV—Resin Glass Minnow

By Bob Korose

Glass minnow flies have been used successfully for many years since Karl Hansen developed the original in the 1980s in the Tampa Bay area to catch snook, specks, redfish and others. These translucent tiny baitfish (1 to 3" long) are bay anchovies and are sometimes called "snot bait", or "rain minnows". They are also a key forage fish in the Pensacola area for Spanish mackerel, bonita, ladyfish, redfish, speckled trout and many others. Chris Williams the "Fat Fingered Fly Tyer" ties this very realistic and durable version that is an easy tie using only 4 materials and UV resin. This fly is also very effective under dock lights at night.



Here are instructions for the fly from Chris Williams.

<https://fatfingeredflytyer.com/uv-resin-glass-minnow-step-by-step/>

Materials:

Hook: Mustad C68SAP Sizes 2-6 or FTD Big Game OS700 #8







Thread: Danville Mono 6/0 or White flat waxed nylon

Eyes: Adhesive Eyes #2 (1/8") Glow or Silver

Tail: Steve Farrar Flash Blend / FTD MM Flash Color UV White

Under Body (Gut Sack): Flat diamond braid/FTD Braid (pink, pearl, or silver)

Finish: UV Resin Solarez Thin-hard

		
<p>1. Start the thread behind the hook eye and build a thread base back to the bend. Tie on a 3-inch piece of the braid from behind the eye extending off the back then wrap the thread forward to behind the eye.</p>	<p>2. Wrap the braid forward building a slightly tapered body. Tie it off behind the hook eye and trim the excess.</p>	<p>3. Tie in a tapered bundle of SF Blend fiber or FTD MM Flash with 3 hook lengths extending rearward along the top of the shank to the rear of the hook eye and the rest extending forward.</p>
		
<p>4. Pull the forward-facing fibers back over the tail and tie it down with the thread. Build up a thread head and whip finish (don't crowd the eye). Trim the wing length to 3X the shank. (wing length can be trimmed shorter while fishing to match the length of the anchovies).</p>	<p>5. Put a dab of super glue on the near and far sides of the head then put an eye on each side.</p>	<p>6. Put on UV resin between and over the eyes, the braid underbody, and the head. <u>Make sure no UV gets in the hook eye.</u> Pull the wing back in this process so that it remains parallel to the shank. Harden the UV with the light. Use a final coat of the UV to provide the desired shape.</p>