



Flies and Lies

Newsletter of the Fly Fishers of Northwest Florida

April, 2017

FFNWF

PO Box 1041
Pensacola, FL 32591

www.ffnwf.org

PRESIDENT

Oleta Webb
850-221-9797
LilCurve87@outlook.com

VICE-PRESIDENT

SECRETARY

George Norton
501-580-2302

TREASURER

Jay Brykczynski
(850) 232-7504
jaybryk@yahoo.com

NEWSLETTER

Paul Wargo
586-943-3155
flyfishersnwf@gmail.com

MONTHLY MEETINGS at

Miraflores Park
17th Avenue between
Belmont and LaRue

Business Meeting

1ST Tuesday, 7 PM

Bull Session - Tying

2ND Thursday, 6:30 PM

Clinic - Casting, Tying, Lunch

3RD Saturday, 9 AM

Auction Auction May 2

Coming! Coming! Sell!

The Auction is Coming! In April we gather up our donations – rods, reels, stuff and more stuff, trips and more trips. If possible, bring your donations the night of the auction. If not bring them to the clinic April 15 or contact us by phone or email and we will come and get it. Donating a trip on your boat? Write it up on a card and give it to Terry McCormick (who is doing the Auction again).

The Auction is Tuesday, May 2. Bring your checkbook! The doors open at 5:00 for drop off and browsing. Auction starts at 7:00. Come early, stay, late, bid early, bid often, spend some money and have a great time. Remember this is our big fund raiser of the year so we need **You and Your donations.**

Bob Story from Feather Craft has donated a brand new rod. More stuff will come in. The May newsletter will be out before the auction with a list of what you can bid on. And on and on. And on.

Going! Going! Sold!

Club Meeting – Tuesday, April 4 7:00

Bob Korose is back in town and will take us on one of his adventures to Alaska. There will be a Board Meeting at 6:00. This will be our last regular meeting until June because of the auction.

Fly Tying – Thursday, April 13 Pow! *Bang!* Boom! See page 6

Clinic – Saturday, April 15. Celebrate getting your taxes done with a lunch prepared by Chef George – the menu will be a surprise! Like that big deduction you just found.

Anglers Night – a fund raiser for a children's ministry service

Pensacola Interstate Fairgrounds 4:00 pm Doors open, 5:00 pm Food served 6:00 pm Program begins. Speakers, Door prizes, giveaways, and grand prizes of a boat, a kayak and a Yeti cooler. Our club will have a booth. *Jay Brykczynski*

More vocab builders: *Knot: A tangle with a name.*

Spring Class is off to a great start. Baz presented all the reasons why this is such a wonderful area to fly fish and Jonas has organized and arranged the casting instruction. Fly tying will be part of every session from now until class ends May 1 (and the auction is the next night – final exam)



Leader: short length of monofilament that connects the point where the knot at the end of the line slipped to the place where the fly used to be.



Name Tags - All these new members coming to the meetings, tying, and clinics. You don't know them and they don't know you. Wouldn't it be nice if EVERYONE wore a nametag??????. You, too. Especially you. Plastic nametags are available from Joe Higgins for \$7.00. Cash. Up front. If you wear yours, everyone else will wear theirs too.



Faux Bucktail

Tapered Tips..... that's what it's all about, as the old song goes. Natural bucktail hairs are stiff enough to hold their shape in the water but the tips taper to a fine point, given the tips a subtle action in the water that sets “real” bucktail apart from the countless artificial fibers available to fly tiers. Of course, not all bucktail is created equal, and if you would like to delve into the complicated 'ins and outs' of “real” bucktail you are encouraged to read that chapter in Bob Clousers book. While you are at it, take a look at “Feather Brain” by Drew Chicone (spoiler alert: he counts the number of hairs in each part of the fly).

There are issues with bucktail. Hairs near the base of the tail flare when you tighten the thread (which may be a good thing, too) You usually get a lot of shorter hairs in any clump cut from the skin (which may give body and profile to the fly).

Wouldn't it be nice to be able to control the length of the fibers without unnecessary extra short hairs? And be able to keep the slender baitfish profile without dealing with flare. And have the translucence of some artificial fibers. Well..... (drum roll, please):

Enter the Faux Bucktail from Flymen Company, now available from Bob Story at Feather – Craft. Flymen are well known for the Fish Skull, Fish Mask, and other “heads” for flies although some would say they still haven't matched the balance and action of a traditional Clouser with dumbbell eyes.

Faux Bucktail comes on a hank with all fibers the same length as per usual for artificial fibers. You can control the exact length of the wing or tail on your fly, and add shorter fibers in front to build a profile without dealing with flare (you could even try counting the hairs.....) There is translucence to the colors, especially the white which is more natural than white bucktail (if an artificial fiber can have a natural color?).

And (drums and trumpets, please)... the **tips are tapered** giving the wing of your fly that unique action of natural bucktail. Just when you thought you had enough Clousers to last forever, it's time to start over.

Here is a link to Bob Story's email about Faux Bucktail. (“CTRL” Click to open)
<https://mail.google.com/mail/u/0/?shva=1#inbox/15ad77267676ef27>

and a link to the Faux Bucktail page on the Feather Craft web site.
<https://www.feather-craft.com/wecs.php?store=feacraft&action=display&target=TU084>

Double Haul: Powerful but tricky casting technique that makes it possible to snag a fly in two trees at one time or higher up in a tree twice as far away.

I will have some traditional Clousers tied with Faux Bucktail for door prizes at the April meeting. See you there. Paul Wargo



Every Faux Bucktail fiber is **premium 6” length**, giving **more than twice** the amount of usable fibers per tail



Fishing with Capt. Baz

There continue to be schools of big redfish around the pass, but man are they tough! By now all the spin-fishing guides and recreational anglers have found them and harass them on a regular basis by either motoring through the schools or pounding them with lead-headed jigs. It's no wonder the fish have lockjaw... Of course they *have* to eat, and we had some success in March getting them to eat the fly. First up are Stephen Miller from Chicago who I teamed up with Andy Anderson from Scotland on March 15. We found a nice bunch of fish along the inner bar close to the Observation Tower, and Andy nailed this beauty on my custom chartreuse/white half and half. Stephen connected using the same fly a couple hours later with this bigger fish out of the same school. We found those fish numerous other times during the month but never got them to eat.



On March 16 we found a nice school of fish inside the pass, and Stephen landed one very late in the day on a tan/white bucktail clouser. The fish seem to get a little more comfortable just before the sun drops too low to see them. Paul Keith from Arizona hit paydirt in the same area on March 21 with his first-ever redfish landed on Matt Wegener's little sz 4 olive/white EP clouser. Unfortunately, it's the last fish on that fly as the redfish almost straightened out the hook... I need some help here, Matt. I'd hate to have to learn to tie with those finicky EP fibers.




There have been schools of redfish on the Caucas Shoal, too, and these fish are happy to eat the fly. Greg Sharp from Little Rock and I spent a couple frustrating hours on March 20 chasing the fish by the Observation Tower before giving up and running over to Johnson Beach. We saw numerous reds and pompano close to shore, but Greg had a tough time getting the fly to them. On the way back I caught a glimpse of color on the shoal, and bingo there they were. We had a strong incoming current and southerly breeze, so I motored the boat upwind of the school. Greg put the fly in the school and this fish ate it...just like that even with the motor running! The fish on the shoal are very accommodating, but pick your days and be careful out there. It can be a dangerous place for a small boat.



We've been having a lot of fun the past few days on the sand/grass flats in the ICW east of Gulf Breeze.

Haven't landed any of the larger redfish, but there are lots of little guys who are just learning about flies. Here's an example from March 28...Tim Zakriski from Upstate New York with his first redfish. My client today John Peschke from DC landed two similar sized redfish on his 5wt. Then we happened upon a school of about 30-40 big trout on a sand flat, and John landed

this beauty...his first speckled trout. We caught some smaller trout yesterday, but the fish we saw today were the first big ones I've seen this year. Bodes well for April and May.



The pompano are here, but the darn Gulf has been too rough to get out there. All my clients are dying to get after them, but it doesn't look like it's going to happen for a few more days. We landed and released 7 beauties on sand fleas back on March 10. Also, the jack crevalle should be here now, and supposedly the Spanish mackerel are thick out by the Three Barges. All we need is a break on the conditions.



I'll leave you with a poor photo of Stephen Miller with a beautiful redfish he landed on March 17 while wade-fishing in front of the tower. Stephen was almost out to the inner bar when he saw this fish feeding 20' from shore. He had on Orvis' new sand flea pattern and said the fish charged the fly from 15' away. Sounds to me like the big fish we see along the beach both east and west of the pass might be looking for sand fleas. Plus, the Orvis pattern is the first one I know of that has actually worked...at least on redfish. We'll have to see how the pompano like it.

Capt Baz

Baz Yelverton: Fly Fishing Guide By George Norton

Baz has been guiding fly fishers for fourteen years, he has fished in our area for over fifty years. Seeking a greater challenge, he started fly fishing in 1990 and is now recognized internationally and domestically as the fly fishing guide to hire in Pensacola. He can be contacted at Gulf Breeze Guide Service on the web.



Trout: fish in the Bay's shallow grass flats in 2-4 feet of water. The peak season is May-June. These fish are readily accessible for wade and kayak fisherman. His favorite flies are a tan/white Clouser minnow and a red and white popper fished on a six to nine weight rod.

Redfish: Inshore reds are also found in the grass flats and around docks. Offshore in the Gulf, bigger redfish averaging fifteen to twenty pounds patrol the outside of the inner sandbar. Every year on November 11th, big redfish known as "bull reds" suddenly appear in Pensacola Bay for what has become known as "the annual running of the Bulls."

Pompano: Look for shadows on the bottom inside the inner bar. They also locate where there is a washout and feed on sand fleas. Our best fly is called a Pompanator which is yellow with red. A popular area is the beach near Fort Pickens and Johnson Beach in Perdido.

Spanish mackerel: Like pompano, they show up off the beaches in mid- March and hang around until the fall. Spanish are one of the easiest fish to take on a fly rod and will hit about anything that moves fast and has some flash but require a sixty pound mono tippet or wire.

Ladyfish: are great leapers and make a powerful runs at high speeds. Since they are not edible they are looked upon with disdain by meat fishermen but for the fly fisher ladyfish are great sport. They show up when the water hits 75 degrees in May. They love poppers and Clousers.

False Albacore: Sight fishing in the winter on the fly right off the beach is a hit or miss proposition but these fish are a challenge and a powerhouse to catch on a fly rod. The rest to the year they are located more offshore.

Jack Crevalle requires heavy tackle. You must use a ten to twelve weight rod as these pelagic species frequently run in the twenty pound range and break rods or spool light tackle. 2/0 Poppers and mullet flies are good choices. Look for boing water to locate feeding Jacks. *George Norton*

Fly of the Month - **Batman Streamer**...by Matt Wegener

Description

There is just something about the color combination of black and yellow that makes fish strike. This is not only a great fly for bluegill, but has fooled hundreds of rainbow trout for me over the years. I learned about it in the “*Missouri Trout Flies: How to Tie and Fish Them*” book by Ed Story from Feather-Craft that my Dad always carried with us on vacations to the Ozarks. I say book, but it was actually a 3-ring binder, yet it was filled with flies that have caught fish for me all over the country. Because of this, those flies are still in my fly box today, including this simple streamer. But don't be fooled by the simplicity of this fly, the marabou and the color combination are tough to beat.




Tying Materials



Hook:	#10 or 12 Dry Fly	Thread:	3/0 black thread
Body:	Oval silver tinsel	Wing:	Yellow and black marabou

Boot: A shallow puddle worn on the foot.

Tying Instructions



- 1) Pinch the barb and start the thread an 1/8” behind the eye and tie in the oval tinsel.
- 2) Hold the tinsel straight up and wrap over the tinsel back towards the bend of the hook.



- 3) Wrap the thread back towards the eye of the hook and then wrap the tinsel forward to form the body of the fly.
- 4) Tie in a length of yellow marabou 1 ½ times the length of the hook shank.



- 5) Tie in a length of black marabou the same length on top of the yellow marabou.
- 6) Cover the feather tips with thread, whip finish and you are done.

Dam: Elaborate, expensive, but effective birth control device installed on major rivers frequented by spawning salmon and trout.

March Meeting: Russ Shields gave a presentation on the art, the craft, and the science of rod building, including demonstration of his craftsmanship not only building a rod but building the tools that make possible the art of rod building. And Russ' rods are masterpieces.



Russ followed up his presentation by making a tool to show the comparison of the deflection of a rod with the spline up as compared to the spline down. (I did say it was science)

Insect repellent: One of a number of 'gag' items available in the novelty sections of tackle shops, along with "waterproof" clothing, "damp proof" matches and "long life" batteries.



March Clinic

Joe's Famous Chili

delicious

delectable **Dogs**

A fine dining epicurean

Delight

Fly Fishers of Northwest Florida Club Minutes March 7, 2017

Board Meeting. In the absence of the President, Vice President Gary Pheabus called the Board Meeting meeting to order at 6:00 PM. There were seven board members present.

February club minutes were reviewed and a motion was made to accept the minutes. Motion was seconded and carried in favor by all present.

The Club Treasurer submitted the 2017 Budget. A motion was made and carried by all present to accept the 2017 club budget.

The Treasurer presented the monthly club financial report, motion made and carried by all present to accept the treasurers report.

Russ Shields reported the Spring Fly Fishing course is full. Fifteen students have signed up for the class that starts March 13, 2017.

Vice President Gary Pheabus made a motion concerning future management of the current website. A motion was made to table the motion until further discussion at a later date. Motion to table was seconded and approved. It will be discussed at the April meeting.

The annual charity; Mission Fishin' Anglers Night Out to be held April 1, 2017 4:30 pm at the Pensacola Fairgrounds. Terry McCormick has volunteered to represent the club at this event. Jay Brykczynski has donated a fly rod combo and flies for this event. Thank You Jay.

Our Club Auction May 2, 2017 is quickly approaching. All members are encouraged to donate items for this all important fund raiser. Bring items to the club at any of the club meetings for storage. See Terry McCormick for further information.

There being no further business to discuss the boarding meeting was adjourned at 7:00 PM.

General Membership Meeting Vice President Gary Pheabus called the meeting to order at 7:15 PM. There were fourteen members present.

February minutes were reviewed and approved by all present.

Treasurers Report and 2017 Budget as presented by the Treasurer and were approved by all present.

Old Business Closure of the old websites was discussed and Jerry Barkley has this for action.

New Business Spring Fly Fishing class, Russ Shields reports the class is full.

Anglers Night Out charity event April 1, 2017. See Terry McCormick for details.

Upcoming Club Auction May 2, 2017. All members are encouraged to donate items. See Terry McCormick for details.

Saturday Clinic Lunches, if you want to help prepare a lunch this year see Joe Higgins.

Fishing Reports; Members reported speckle trout activity around the Bayous.

Presentation: Russ Shields gave a very in-depth presentation on rod building. Thank You Russ. A motion was made to adjourn the meeting. Meeting was adjourned at 8:15 PM.
