

Flies & Lies

NEWSLETTER OF THE FLYFISHERS
OF NORTHWEST FLORIDA
JANUARY 2008

THE FLYFISHERS OF
NORTHWEST FLORIDA
PO BOX 1041
PENSACOLA, FL 32591
www.flyfishpensacola.
com

PRESIDENT

Karen Brand
(850) 516-1852
kbrand@santarosamri.com

VICE-PRESIDENT

Joe Higgins
(850) 458-2533
jhigpcola@aol.com

SECRETARY

Jerry Giles
(850) 994-9946, FlyFisher-
man1942@aol.com

TREASURER

Larry Sisney
(850) 474-1433
lsisney@cox.net

NEWSLETTER

Jerry Aldridge
(850) 478-9255
jamayfly@yahoo.com

MONTHLY MEETINGS

Meetings at Miraflores Park
17th Avenue between
Belmont and LaRua

BUSINESS MEETING
1ST TUESDAY, 7 PM

BULL SESSION
2ND THURSDAY, 6:30
PM

CASTING & TYING
CLINIC
3RD SATURDAY, 9 AM

President's Report....Karen Brand 2

December Minutes....Jerry Giles 2

Casting and Tying at the Club....Tom Regina 3

2008 Tying Clinics (Terrestrials)....Tom Regina 3

Flex Floss Maggot....Tom Regina



4

North Carolina Fishing Opportunities
Art deTonnancourt

Fishing Report
Captain Baz Yelverton



5

6

Christmas Party Photos



6

Photo Gallery



7

Calendar

8

2008 dues are due! Please pay your annual membership dues of \$30 (\$10 associate members) to Larry Sisney at any of the January meetings or mail your check to him at 700 College Blvd, H-106, Pensacola, FL 32504.

President's MessageKaren Brand

2007 was filled with fishing trips and club activities and I wanted to thank all of you for making it a fun year! A special thanks goes out to all that helped make the different club functions a success and to the officers and directors who were more than willing to fill in when John and I were "gone fishing"! I am pleased that Joe Higgins, Jerry Giles and Larry Sisney have agreed to serve as 2008 club officers and I guess you are stuck with me as President for one more year!.

The first Tuesday of the month is our usual General Membership Meeting but that falls on New Years Day so we will have the January meeting Tuesday, January 8 at 7 PM. I will also be holding a Board of Directors meeting at 6 PM on the 8th and ask that all officers, directors and committee chairs attend. Agenda items include approving the 2008 budget and selecting dates for the upcoming club activities for 2008. We will also have a strategic planning session to look at ways to attract new members and offer activities that would interest current members and generate better attendance at club meetings. BOD meetings are open to the general membership and I urge members that are interested in becoming more involved with the club to attend.

Thanks for helping make 2007 a great year and I look forward to seeing and fishing with you all in 2008!

Karen Brand

General Business Meeting, Fly Fishers Of Northwest Florida, December 4th, 2007, Vice-President Joe Higgins, presiding

Vice-President Joe Higgins called the club meeting to order at 7:00 P.M.

The treasurer's report submitted by Larry Sisney was reviewed and approved.

Jerry Aldridge, editor-in-chief of the club newsletter stated that the club printer had a fatal breakdown and had to be replaced. The club voted to approve purchase of the new one at \$120.00.

Jay Williams said that the club post office box had been closed due to the rent not being paid on time. The rent due notice was put in the box ten days before it was closed and no one had checked the mail during that time. Upon paying the rent, box #1041, was reinstated to the club. Hopefully there was no inconvenience to the members during that time.

There was a brief discussion of the club web site expenditure and future plans for the site, but there were no motions put forward at this time.

A number of good fishing reports were given, with accounts of large redfish being taken in local waters. Beautiful redfish were caught by Jerry Aldridge and pictured in the club December newsletter. The fishing in South-eastern streams was also reported as excellent this fall.

After requests for any further old business or new business, the meeting was adjourned. The next business meeting will be held January 8th, 2008, at the Mira Flores Park house. Respectfully submitted; Jerry Giles, Club Secretary

Free Florida Recreational Fishing Permit....Florida residents 65 years of age or older who have in their position proof of age and residency, i.e., a Florida drivers license, or a Resident Senior Citizen Hunting and Fishing Certificate may take or attempt to take or possess saltwater fish and freshwater fish in Florida consistent with state and federal regulations and the rules of the Florida Fish and Wildlife Commission.

No-cost, complimentary hunting and fishing certificates for Florida residents age 65 or older may be obtained from the county tax collector's office. A Florida Senior Citizen Hunting and Fishing Certificate is accepted in Georgia for freshwater fishing (not for saltwater fishing), but a trout stamp may be required for the taking and/or attempted taking of trout.

Casting & Tying at the Club.... Tom Regina

At the Thursday January 17 Bull Session starting at 6:30 PM, the trout and inshore fly tying kits will be available for members and guests to use for tying flies of their choice. If you have a favorite fly you tie or a tying technique you use and would like to share your knowledge with us, please do a "show and tell" at the Bull Session.

At the Bull Session ask Jerry Aldridge how he was able to out fish me 2:1 when we fished for specks one day recently. (I caught about 50 fish, however, as a percentage, Jerry caught many more lady fish than I did). *Now the rest of the story...* When Jerry called to invite we to fish with him I accepted with joyous jubilation. After all I would be fishing with the guru of speckle trout fishing throughout the Gulf of Mexico and the inshore costal waters of Florida, Alabama, Mississippi, Louisiana, and Texas. I asked "Jerry what tackle should I bring?". Answer; "An 8 weight with a sink tip. And by the way, if you have a floating line, bring it". I arrived at the put in, rigged up with the sink tip. (Jerry rigged up a floating line).

Jerry fishing with a floating line hooks up with almost every cast. I with a sink tip, once in a while. And so it goes until Jerry's count is so far ahead of mine he knows I can't catch up and out fish him because if I get close he will call it a day. Then he suggests I change to a floating line with a long leader (as he has been using) to give the fly more action. I do so and start catching up in the fish count. Jerry's boat, I'm a guest, he has had enough fishing. (Quitter). He wins. We go home.

At the Saturday fly tying clinic I will lead interested fly dressers in tying my Flex-Floss Maggot. The Flex-Floss Maggot is a simple and very easy fly to tie. This maggot imitation requires only three materials; a hook, thread, and Flex-Floss. If you have never tied a fly this will be a good time to get started in the enjoyable art of fly tying. If you are a veteran fly dresser this fly-tie will acquaint you with a new fly tying material; Flex-Floss. This fly is also a great fly to introduce youngsters to fly tying. "Take a kid fishing". Bring a kid to the casting and tying clinic. Let's get them started in this life long sport. All fly tying materials are provided by your club. If you have them, bring your vise and tying tools... or use the club's vises and tools.

3/0 John Brand will give casting instruction and casting tips at the Saturday clinic. John is an expert caster and instructor and he is happy and more than willing to share his knowledge and skill with you. Want to learn casting skills and techniques that will get your fly to the fish? Want to learn something as simple as how to grip your rod? Want to learn how to pick-up line, lay down line, get more distance with your cast, improve your back cast and forward cast? John can help. Want to learn how to change the direction of your cast, how to throw a curve cast, a tuck cast? See John.

As usual Russ and Jerry Giles will feed us a mighty fine mess of chili at the Saturday clinic. Drinks are also on the house. (*Remember however, drinks should be paid for at the bull sessions and regular meetings.*)

As always guests are welcome at all our meetings, bull sessions, and clinics.

Editor's note: Tom does get carried away doesn't he? The ratio was more like 4:1. Seems like he would have figured out that a sinking line might be PART of his problem long before. He didn't "start catching up", he just fell behind a little slower. Finally, the only "guru" aboard was the maggot fly guru! See page 4.

2008 Tying Clinics (Terrestrials).... Tom Regina

Terrestrial: According to Webster's Collegiate Dictionary the definition of terrestrial is: "*of or relating to land as distinct from air or water, living on or in or growing from land*".

During our 2008 Saturday fly tying clinics we will concentrate our efforts on tying terrestrial imitations. The Fly Fishers of Northwest Florida fly tying clinics are held on the third Saturday of each month. We meet in the clubhouse at Miraflores Park on 17th. Avenue, one block north of the railroad overpass. The clinics start promptly at 9:00 AM. The club provides all fly tying supplies and materials. If you have your own tools and vise please bring them. If you don't have them, the club has tools and vises for your use. As always, guests are welcome... bring the youngsters. Some of the bug imitations we will tie at the clinics will be quick and easy, others a bit more involved and complex. None however will be beyond the ability of a beginner or novice fly dresser. From time-to-time new materials, techniques, and tips, as well as unique and different ways for using older materials will be introduced. Many of the fly tying methods and techniques you can learn tying terrestrials are transferable to tying other flies.

The terrestrial insects or bugs we are most interested in as fly tyers and anglers are grasshoppers, crickets, ants, beetles, inchworms, bees, wasps, spiders, cicadas, caterpillars, leaf hoppers, moths, and maggots, etc.

From early summer through late autumn frost, terrestrial insects abound and thrive along most cold water trout creeks, streams, rivers, and lakes as well as the shore line of warm water fish habitat. Again, creeks, streams, rivers, lakes, and ponds or tanks - as Texas ponds are called. Thus land insects and their imitations are of concern to both cold and warm water fly anglers. Most fresh water fishes; trout, large and smallmouth bass and pan fish will eagerly feed on terrestrials when the bugs are available.

Few long rod anglers recognize just how often land-based insects wind up on the water. Wind knocks flying insects onto the water and shakes crawling and hopping bugs from shoreline vegetation. Likewise heavy summer rains flush a buffet of terrestrials onto the water. When the dry fly, nymph, or streamer fishing gets slow and the weather is warm with a breeze, it's time to present a terrestrial. Add a few land bugs to your fly box.

Flex-Floss Maggot...Tom Regina

Maggots are soft bodied legless grubs that are the larva of terrestrial insects of the order Diptera, i.e., the common house fly. Maggots emerge from the eggs laid by the adult insect. The eggs hatch in warm weather within 8 to 20 hours of being deposited. Once hatched, the maggots immediately begin to feed on, and grow in, the material where the eggs were laid.

Maggots, which are terrestrial, get into streams, rivers, lakes, and ponds when they fall off a dead, rotting animal carcass adjacent to or partly in the body of water. Maggots may be washed into the water as the result of a heavy downpour or being disturbed by another animal eating the carcass.


A maggot imitation is fished in the same manner as a nymph but with little or no weight added to the leader except perhaps in fast moving water.

The Flex-Floss maggot we will tie is a simple and quick terrestrial imitation. The Flex-Floss maggot requires only three tying materials - a hook, thread, and Flex-Floss.

Materials

Hook: Mustad C53S size 14
Underbody: 6/0 white thread
Body: White Flex-Floss
Head: 8/0 brown thread

Tying Instructions



1. Debarb the hook and mount it in the vise. Using a jam knot, start the white underbody thread two hook eye distance back from the hook eye. In tight touching turns wrap the underbody thread rearward to a point on the hook bend directly over the hook barb. Return the thread forward to the thread tie on point to form the thread hang point. *Do not encroach on the hook eye.*



2. At the front thread hang point tie on a six inch length of Flex-Floss to the top on the hook shank. While stretching the Flex-Floss, wrap the white underbody thread to the rear in neat, tight, touching turns, binding the floss to the top of the hook shank. Stop the thread wraps at the point on the hook bend directly over the hook barb. *Flex-Floss is relatively strong and stretches well. With a little practice you will learn how much you can stretch it without breaking.* Using touching turns, wrap the thread forward to the front thread hang point.



3. While stretching the Flex-Floss wrap it forward in tight, neat, slightly overlapping turns to the front thread hang point.



4. In the same manner wrap the Flex-Floss to the rear stopping three wraps short of the point on the hook bend directly over the hook barb. Wrap the Flex-Floss forward to a point one wrap forward of the thread hang point. Continue wrapping the Flex-Floss back and forth in tight slightly overlapping turns to form a neat tapered carrot shaped body. The last wrap of floss will be one turn forward of the front thread hang point. Tie off the floss. Stretch the floss and cut away the tag end. Whip finish or half hitch the white thread. Cut away the thread and apply a small amount of head cement.



5. Using a jam knot tie on the brown thread adjacent to the hook eye and build a relatively large bulbous neat tapered head. Half hitch or whip finish the thread head. Cut away the thread and cover the entire head with several coats of head cement.

North Carolina Fishing Opportunities....Art de Tonnancourt

This is being written on December 24, 2007 and is intended as my gift to any of our members who would like some assistance in getting on a N.C. trout fishing trip spring 2008.

For new members or those who haven't had first hand experience on the past trips, I offer you a short background. Many of our members have organized or participated in groups of 4 to 6 people to go trout fishing in N.C. during the months of March, April and May when the N.C. Wildlife Dept. does some heavy stocking of fish for their "Delayed Harvest" program. We have fished the Tuckaseegee and the Nantahala Rivers as well as other trout waters in the Bryson City, the Dillsboro area, or have gone as far as the Davidson River and the Smokey Mt. National Park areas.

The way we have organized this in the past is that one person has volunteered to contact the real estate firm(s) that have vacation homes available in the \$1100 to \$1300 price range that will accommodate 4 to 6 fishermen (i.e., 4 to 6 separate beds). That person then has collected non refundable payments from the participants and have handled the financial settlement with the real estate firms, usually by credit card. Participants must each make their financial commitments early, usually 2 to 3 months in advance, and are responsible to find their own replacements (or not), should circumstances preclude their not being able to go when the time comes. The vacations homes that we rent are usually fully furnished, with linens, pots, pans and dishes, and each person normally takes the responsibility to furnish one evening meal for the whole party. Breakfast and streamside lunches have been each person's individual responsibility. Transportation for this 500 mile trip is by a 10 hour car ride where a person may choose to drive alone or make their own arrangement to travel with one of the other participants. As you can deduce, the costs are about \$200 for the rent share, \$30 to \$40 for food, gas for the car \$100 plus or minus, fishing licenses \$45 (good for 12 months)and other miscellaneous expenses.

I am willing to coordinate dates, names, and detailed information for anyone wanting to participate. Experience has shown that it is best to plan on leaving on a Sunday and returning on either the following Sunday or Saturday. In that the heavy stocking takes place the first weeks of March, April, and May, the best time to go would be any week starting on Sunday March 9th all the way to the last week of Sunday May 25th. (The fish "harvest" starts in June after which the fishing becomes poor.)

If you would like to go on one of these trips, please email me by January 19th with your name, phone number, email address, and week desired (give alternative dates also). I would also like to get your statement whether or not you would be willing to be a group coordinator (making and paying for the reservations and being responsible to collect the rent money from the group). In as much as it would not be in the best interest of any of us to have too many people participate in any one given week, I am going to block out the weeks of April 6th and May 11th because I have information that these two weeks have already been booked by some members, and any additional fishing pressure on the rivers would not be in anyone's best interest. In order to facilitate easier coordination and narrow the range of dates, I am herewith suggesting that prospective participants consider the weeks of April 20th, April 27th and May 4th to start with. I will group the names and dates together hopefully by January 23rd, ask one of the volunteers to be the group coordinator, and in turn that coordinator will expect to have non refundable checks mailed to them not later than January 31st. Email or telephone me at 492 3833 if you have any questions.

Wishing you all have had a Merry Christmas by the time you are reading this, and also wish you the best of life and fishing in 2008.

Have a Beer, Have a Cola, Drink Some Water....but please pay for it. Your club, through the efforts of Russ and Jerry Giles, keeps your frig stocked with drinks. The drinks are free at the Saturday clinics and the annual auction. The rest of the time it is expected you will pay for your drinks.

Take a beer. Take a cola. Drink some water... when it's free. Pay for a beer, pay for a cola, pay for water... when it's not free. Put your payment in the cup in the frig.

Want a drink? Don't have the change/money to pay for it? Take your drink. Don't leave an IOU. Pay for it another day.

Fishing Report... Captain Baz Yelverton

The most explosive fishing at the moment is for false albacore along the beach in the gulf. There are more fish than I've seen in a few years, and they're big...averaging 8 pounds. The fish have been abundant eight miles to the east of the pass between the Gulf Pier and the entrance to the National Seashore. Either run down there by boat, or put on your waders and hit the beach in the vicinity of the old Five Flags Inn. The fish are right up on the beach under birds. Use a Clouser in green/white or yellow/white, and you'd best have a good reel with lots of backing. Hooking one of these "bonito" is like hooking into a runaway train. I'd have a photo, but nobody's been able to land one on fly. We've caught a bunch on light spinning gear, but anybody can do that. You could also invest \$1 to walk out on the pier and just watch 'em come by.



There are also redfish running the beach, but they're hard to find. The attached photo of Jerry Aldridge's good buddy Tom Finkle was taken on December 18. We were anchored just outside the inside sandbar "still hunting" when a school of about twenty-five fish came cruising up the bar. It was beautiful to watch. This was the only fish we landed that day, although we had shots at a few other fish.

The bull reds have continued to play "hide and seek" for the past few weeks. They're hiding, and my clients and I have been seeking. I heard "they crushed 'em" three days ago in front of the Eden condo, but today we only caught one fish after running all the way down there. I think we need to have some cold weather for a few days to move the menhaden out of the bay. The redfish are out there; they're just not concentrated enough to go after them with the fly rod. I'm hoping they'll turn on in January like last year.

The fallback position for the past month has been trout in the bayous, canal mouths, etc. Some club members have even been talking about 100 fish days. If I were you I'd get one of them to show me how and more important "where" ...See you next month, Capt Baz

2007 Christmas Party



The Holttons with their prizes



Table full of Winners, Baz, Terry Alicia, Joe and Bob




Russ Shields and Jerry Giles with their "Angler of the Year" awards presented by Pres Karen Brand

Jay Williams presents "Past President" shirt to outgoing (and incoming) President Karen Brand




Photo Gallery . . Green River, Grand Canyon, Teton Mountains, Travis at work?



FLY FISHERS

of NORTHWEST FLORIDA

**PO BOX 1041
 PENSACOLA, FL 32591**



JANUARY 2008

Sun	Mon	Tue	Wed	Thu	Fri	Sat
		1	2	3	4	5
6	7	8 Business Meeting 7 PM	9	10 Bull Session-Tying & Tall Tales 6:30 PM	11	12
13	14	15	16	17	18	19
20	21	22	23	24	25	26 Clinic - Casting, tying gourmet lunch 9 AM
27	28	29	30	31		