

Flies & Lies

NEWSLETTER OF THE FLYFISHERS
OF NORTHWEST FLORIDA
JULY 2012

THE FLYFISHERS OF
NORTHWEST FLORIDA
PO BOX 1041
PENSACOLA, FL 32591
www.flyfishpensacola.
com

PRESIDENT

Terry McCormick
(850) 968-5928,
flycastsgt@hotmail.com

VICE-PRESIDENT

Jerry Giles
(850) 994-9946
flyfisherman1942@att.net

SECRETARY

John Fitzgerald
(850) 995-1412
jhfitzgerald@mchsi.com

TREASURER

Jay Brykczynski
(850) 232-7504
jaybryk@yahoo.com

NEWSLETTER

Jerry Aldridge
(850) 478-9255
jamayfly@yahoo.com

MONTHLY MEETINGS

Meetings at Miraflores Park
17th Avenue between
Belmont and LaRua

BUSINESS MEETING
1ST TUESDAY, 7 PM

BULL SESSION
2ND THURSDAY, 6:30
PM

**CASTING & TYING
CLINIC**
3RD SATURDAY, 9 AM

President's Message.... Terry McCormick

I can't believe half of the year has already gone by. This years auction was a huge success despite all the problems with location, rain, low attendance and poorer donations than in the past. We were able to raise just over \$1600.00. Thank you to all of you who donated and to all of those who attended and did some great bidding.

On the building note, the new floor is in and I would think we may be moving back in at any time. Saying that, we will meet at our normal meeting place, at the park on 17th ave on July 3, at 7 pm. Bring a lawn chair and we will meet under the pavilion. Soft drinks will be provided. Also there be a board of directors meeting at 6 pm. So come on out and we will fellowship under the setting sun and stars.

Tight lines and the tug is the drug, Terry

Fishing Report.... Captain Baz Velverton



I was finally able to get back out to the Oops Barge area yesterday, and there are enough false albacore out there to make blind casting worthwhile. Here's a shot of Bob Kelly with his first FA. Make that his first "adult" FA. We hit a bunch of schools of the 2 pounders on the way out there, and he landed a couple. The fish in the photo took a sz 6 brown gummy minnow.

Also, plenty of Spanish mackerel around the Mass. The green weenie on a sinking line is the ticket. Baz

Editor's Note: Baz spent a lot of time the last month chasing snappers and trying to escape the weather. So - his report is a little shorter than usual.


Dragon Fly.... Roy Turner

While fishing at a private pond in Seminole I saw a Dragon Fly land on the water and almost immediately he was eaten by two small largemouth bass. They attacked from each end. I don't know which one got the largest piece.


This fly is made with two pieces of 2mm foam with sticky backs. I put them together and then square up one edge for a clean cut. Then measure off $\frac{1}{4}$ " strips and cut with a sharp box cutter. Then I cut each strip so that I have about a 4mm square piece of foam. For this part I use scissors. I use a lighter and gently heat the foam to make the tail rounded and tapered

Materials

Hook:	Size 6 or smaller
Thorax:	Black chenille
Legs:	Desired color
Body:	4mm foam in blue, red, green, etc
Wings:	Unique Crystal Hair




Tying Steps




1. Lay down a thread base starting $\frac{1}{4}$ " from eye and stopping at hook point. Attach legs at center of thread base. Attach chenille at end of thread base and wrap forward.



2. Attach foam, leaving a tail of about $1\frac{1}{4}$ length of hook, at the back of the chenille and walk thread to front of chenille



3. Pull foam forward and attach at the front of chenille. Take thread to eye and whip finish or half hitch. Clip excess foam at eye of hook. Apply head cement



4. Place bobbin threader between foam and chenille. Pull wing material thru and trim to desired length. Apply head cement



5. Using a magic marker put lines on tail and add eyes.



Around the Bay... and Further Away

From Jerry Aldridge with photos by George Bennett...Our July trip to northeastern Tennessee was one of those where we took more pictures than fish. The first two days we fished the Holston and Nolichucki for smallmouth with little luck. The Holston was low, clear and warm and the fish were spooky. George got two very nice 17" smallies and the rest of us (Tom Regina, Terry McCormick) caught a few smaller ones. We saw dozens, probably hundreds of carp up to 25 pounds or more - they ignored our best offerings.

The Nolichucki is smaller and more scenic with just one minor problem. The river looked like coffee with too much cream in it because of upstream storms. The standard guide comment, "you should have been here day before yesterday". We all caught a few small smallies - Terry really hauled them in, six or seven I think.

We saved the best for our last day there. The Watauga is perhaps half the size of the Tuckesegee but appears much more isolated because of the thick trees along the river. The cold water of the early morning dam release met the hot air and gave us an ethereal mist all morning. The trout were mostly small, the largest perhaps 14". At least the trout were plentiful and hungry taking small dropper nymphs under a big dry fly. Terry must have still been in a bass fishing mode because he tried to "cross the eyes" of a big trout on a flimsy tippet. The trout kept the nymph but gave us quite an aerial display jumping 3 times as it departed that part of the river. Even allowing for slight exaggeration, the trout was at least 22".





JULY 2012

Sun	Mon	Tue	Wed	Thu	Fri	Sat
1	2	3	4	5	6	7
	Business Meeting 7 PM Board Meeting 6 PM					
8	9	10	11	12	13	14
		Bull Session-Tying & Tall Tales 6:30 PM				
15	16	17	18	19	20	21
					Clinic - Casting, tying, gourmet lunch 9 AM	
22	23	24	25	26	27	28
29	30	31				