

Flies & Lies

NEWSLETTER OF THE FLYFISHERS
OF NORTHWEST FLORIDA
JUNE 2011

THE FLYFISHERS OF
NORTHWEST FLORIDA
PO BOX 1041
PENSACOLA, FL 32591
www.flyfishpensacola.
com

PRESIDENT

Tom Birdwell
(850) 456-6073
tomjudybirdwell@cox.net

VICE-PRESIDENT

Terry McCormick
(850) 968-5928,
flycastsgt@hotmail.com

SECRETARY

John Fitzgerald
(850) 995-1412
jhfitzgerald@mchsi.com

TREASURER

Larry Sisney
(850) 474-1433
lisisney@cox.net

NEWSLETTER

Jerry Aldridge
(850) 478-9255
jamayfly@yahoo.com

MONTHLY MEETINGS

Meetings at Miraflores Park
17th Avenue between
Belmont and LaRua

BUSINESS MEETING
1ST TUESDAY, 7 PM

BULL SESSION
2ND THURSDAY, 6:30
PM

CASTING & TYING
CLINIC
3RD SATURDAY, 9 AM

AUCTION JUNE 7TH

We are looking for donations of all things flyfishing. Please hold your items until the day of the auction if possible. I will have the club house open by 5:00 pm the day of the auction for donations and browsing. If you will not be able to attend, I will take your items early. Remember everyone can help. Make a dozen or so flies, donate a fishing trip if you have a boat, bring or buy a book. If you've upgraded your equipment let us have your old stuff. Come early and stay late, spend some money and have fun....Terry McCormick

P.S. So far we have trips, fly rods and reels, boxes of flies, books, fly tying materials just to name a few. Please bring your donations early and get signed in. This is one off the club's highlight events of the year. Hope to see you there!

Blackwater River Kayak/Canoe Trip

- Who FFNWF and friends.
- Where Blackwater River East of Milton
Take exit #10, coming from Pensacola. Go to intersection with Hwy. 90. You will be at Harold, Fl. Take the road directly across Hwy. 90, north across the railroad track and follow it 2 miles or so, to Blackwater Canoe's Store on the right.
- When June 24 (a Friday), starting at 9:00 A.M.
- Details This is a kayak/canoe rental trip which will start at Blackwater Canoe Rental, about eight miles east of Milton, just off of Hwy. 90. Check out the details of their rentals at www.blackwatercanoe.com The recommendation is that we take the short trip, which covers 4 (four) miles of river. The cost is \$26.00, per person, payable to the rental place. They will haul your personal craft for \$20,00. If we have enough participants, they will discount a couple of dollars. Bring plenty to drink (no alcohol) and snacks, suntan oil, and a good hat.
- Sign up They recommend reservations and I will keep a list of those who let me know by June 15th. Please call me at 994-9946 e-mail me at flyfisherman1942@att.net, or call me at 994-9946.

Board and Business Meetings, Fly Fishers Of Northwest Florida, May 3, 2011, President Tom Birdwell, presiding

Board meeting: The meeting was called to order at 6:00 PM with 9 board members present.

Treasurers report: an invoice from Grid South for club website maintenance was presented by Treasurer Larry Sisney for 2011. President Tom Birdwell asked that we hold off employing Grid South until he could contact another possible vendor.

Membership report: Art DeTonnancourt indicated we have 88 members. 21 members in 2010 did not renew their membership. The committee will send out an exit survey to those who did not renew to try to determine whether the club met their expectations.

There being no further business the meeting was adjourned at 6:30

Business meeting: The business meeting was called to order by President Tom Birdwell at 7:00 with 15 members present.

The program was presented by Matt Wegener, a biologist with the Fish and Wildlife Conservation organization. One guest, John LeGrande, was introduced. Minutes of the last meeting and Treasurers report were approved. Karen Brand reminded the membership about the Southeast Federation of Fly Fishers Conclave at Unicoi State park near Helen, Ga. June 2-4.

VP Terry McCormick reminded the membership about the upcoming auction to be held at the June Membership meeting and asked for members to donate what they could. He also mentioned that there is a movement to eliminate felt soled wading boots because of their tendency to carry vegetation organisms from one body of water to another. The favored sole is a rubber one with metal studs.

Art DeTonnancourt repeated the membership report for the benefit of the rest of the club. The exit surveys were discussed.

After fishing reports were given the meeting was adjourned. John Fitzgerald, Secretary

Casting & Tying at the Club... Tom Regina

- June 9 Bull session 6:30 PM. Bring your fly tying tools and materials and tie the flies of your choice. Share some tying tips and tricks with others, or learn some tips and tricks...or just sit around and tell fish ales.
- June 18 Casting and tying clinic. Casting practice and instruction with John Brand starts promptly at 9:00 AM. Bring your long rod or use one of your club's fly rods. Fly tying instruction also starts at 9:00 AM. Jerry Giles will lead the tying of the "Hard-Wired Pheasant Tail Heavy Two Wire Nymph". Club fly tying vises and tools are available for your use... or bring your own. Your club will provide all materials needed to tie this fly.

Free lunch will be provided at the Saturday casting and tying clinic. Beverages are available for \$1 at all club bull sessions, clinics, and meetings. And remember, guests are always welcome at all club functions. We will even feed your guests for free at the Saturday clinics.

An update on this spring's flyfishing course

I have read and analyzed all the questionnaire responses that we received. It is clear that all the students liked the course and benefited from it. While we did well in our instruction there were a few responses that indicate additional emphasis on some topics would help. I will try to address those concerns next time around. A consistent theme was the value of all the helpers as well as teachers that we provided and I have commented on that before: This was a major factor in our success this year.

I would like to publically thank one person who helped out every night. He wasn't teaching any subject but was non-the-less a vital part of our program. Bill Parrish volunteered to put the rods and reels together, helped in handing them out and after the casting was done, put everything away until the next week. Many thanks Bill for your cheerful contributions. You played a big part in the success of our program.

Finally, I hope that some of our new student members will take advantage of our auction and get started with some really good new gear. Cheers, I'll see you at the auction. Russ Shields


Hard-Wired Pheasant Tail Heavy Two Wire Nymph... Jerry Giles

This fly we are tying is very interesting. I found the pattern in "FliegenFischen", a German fly fishing magazine. The author reveals that he got the idea from a guide on the San Juan River, in New Mexico. Most of you know that Art de Tonancourt brought us one of the most effective flies in use, the "Yongs Special", from his experiences on the San Juan with guide Andy Yong. So, come and tie this two wire nymph with us, and when you fish it, think of the San Juan, Bavaria, and your friends here at the club. This fly will get down quickly where it needs to be. Tie also with different colors of wire.

Materials

Hook: #12, 3/XH, 2/XL
Thread: Green, 6/0
Wires: 1 Green, 1 Copper, 28ga., or Medium Ultra
Tail: Pheasant tail fibers
Wing Case: Brown Raffia

Tying Instructions



1. Crimp barb, place hook in vise.
2. Start thread behind hook eye making a jamb knot. Wrap back to the hook bend.
3. Strip four pheasant tail fibers from a tail feather and tie them on top of the hook, extending about a hook gap beyond the hook.

4. Cut a 3 1/2" piece each of green and copper wires.
5. Hold the green wire on your side of the hook with your fingers at the bend and the wire extending along the shank to 1/3 behind the eye. Wrap the thread forward and back securing the wire evenly to the side of the hook. The thread should now hang at the bend of the hook.





6. Repeat with the copper wire on the other side of the hook shank.
7. Tie in a 2" X 1/8" piece of raffia on top of the shank, about 1/3 back from the hook eye. Wind the thread forward to just behind the hook eye.

8. Grasp both wires firmly together and wind in tight, touching turns forward. Go around the raffia and up to just behind the eye. Clip off excess wire and smooth the ends against the shank. Secure ends with thread.



9. Apply a small amount of dubbing in front of the raffia to form a thorax.
10. Tie three pheasant fibers, hook-gap length to each side to form the legs.

11. Pull the raffia forward over the thorax to form a wing case. Clip excess raffia, and form a neat thread head.
12. Whip finish, and apply a coat of head cement to the head and raffic wing case. Go catch some fish!



President's Message... Tom Birdwell

It looks like a HOT summer in Pensacola. Reports from club members who fished in N.C. were encouraging. Also the "specks" are showing up on the flats. I've taken a few small ones in the lake behind my house and a couple bass and bream in the PCC water holes, but none big enough to stink up the skillet. The really big news is the annual AUCTION Tuesday night with veep Terry McCormick as auctioneer. Bring your \$\$\$ and don't miss it. Many great fly fishing items. Especially Tom Regina's and other members hand tied fresh and saltwater flies. There are also rods and other fishing gear at bargain prices. Prices beat retailers.

The other great news is that our news letter "Flies and Lies" is back on line thanks to editor Jerry Aldridge and web site guru Bob Holton and Emma Tang.

Our club got international recognition recently ".I received a note and article from Mr.Masa Horiuchi of "A Magazine For Fly Fishermen" which mentions honorary member Mike Shiozawa and FFNWF. He mentions that there are some clubs in Japan that choose to keep a tight circle by keeping their doors closed and do not make any special effort to gain new members.He goes on to say that our web site is well designed and gives a sense of an open-hand welcome to everyone interested in fly fishing. Kudos to us!!!!

Don't forget the river kayak trip Jerry Giles is promoting. I plan to be there if I'm not in Colorado fishing the San Miquel. Remember: teach a youngster to fly fish and take them fishing with you. It's a lifetime investment. Good fishing, See you at the auction Tuesday night ! Tom B.

P.S. "There will NOT be a BOD meeting Tuesday due to the Club Auction. If there are items of importance to discuss please contact me and we can reschedule a meeting. Thanks, Tom B. 456-6073"

CLUB YOUTH PROJECT AT BOY SCOUT CAMP

This camp season marks the 20th year that our club has provided support for teaching the Fishing and Fly fishing merit badges at the Boy Scout Camp at DeFuniak Springs. The camp dates in 2011 are June 20 - 23 and June 27 - 30. If you would like to help instruct in the Fly fishing or Fly tying sessions, please contact Vick Vickery at 478-3584.

The Board is seeking a successor for **Larry Sisney, as Treasurer**, to take office in January, 2012 . No bond is required, and Larry will facilitate turning over the reins. The job entails keeping the checkbook, the bank account, presenting a monthly meeting report to the Board, and working up an annual budget with the Board. You ARE needed. Interested? Please contact Jay Williams, 572-2624.

Fishing Report... Captain Baz Velverton

We finally had some beautiful days in May for Gulf of Mexico fly-fishing. The cold fronts that blew through knocked the shore break down to nothing, and we were able to sit in our usual favorite spots waiting for pompano. It sure would've been nice to land one, but it never happened. With the lack of rain the water was almost *too* clear...at least that's my excuse. We had numerous fish after numerous flies, but not a single take. I fished solo one day, and a big pompano followed my little yellow fly for 20' before refusing it. I couldn't believe it. We didn't see as many fish as usual, but we did have 4-5 good shots on a number of days. Oh well. That's pompano fly-fishing for you. On one of the perfect days, my old fishing partner Rocketman from Colorado was anchored a few hundred yards west of us in the inner cut. A pretty good sized "mystery fish" drifted across the inner bar and into casting range of my client who was of course locked and loaded with a yellow pompano rocket. As the fish moved closer I saw it was a juvenile tarpon of about 12-15 pounds. Shocked and in awe my client made a few casts at the fish, but it never acknowledged the fly and continued moving westbound directly toward Rocket. Being a totally high tech guy I immediately grabbed my cell phone to give him a heads up, but he never moved from his perch atop the poling platform. After a couple minutes he climbed down and returned my call. It was interesting from our distant perspective to see his reaction to the idea of an approaching tarpon. As soon as he put the phone down the fish was on him, and he cast his pompano fly in front of the fish and got a follow...then a refusal. Rocket changed to a gray/white Puglisi baitfish pattern, the planets aligned, and the tarpon circled back toward his boat and ate the doggone fly! He missed the hookset, so we never got to see the fish go airborne. At least it took the fly, or at least Rocket *said* it took the fly... It just goes to show you never know what's going to happen along that stretch of beach.



We did land a very nice jack crevalle on May 7. Matt Neal from Gulf Breeze had never thrown anything bigger than a 4wt, but he somehow taught himself to double haul. His technique worked great with a 9wt as we anchored east of the Coast Guard Station catching Spanish mackerel and ladyfish. Out of nowhere a school of a couple hundred jacks appeared moving fast to the west. There wasn't time to change to the 10wt, so we let them pass, pulled in the anchor, and ran hard to the west to get ahead of them. It took three or four tries, but Matt hooked and landed this fish which weighed about 18 pounds...quite a thrill for his first-ever saltwater fly-fishing experience. The jacks have been sporadic but should get more dependable this month and next. I like to anchor just inside the point on the west side of the pass on outgoing water waiting for eastbound

fish to come across the point. They'll be closer to shore than you expect. Don't be surprised to see some tarpon along that edge, too. We hooked one a few years ago on a 2/0 popper...

Otherwise, the Gulf fishing is good for Spanish, ladyfish, and giant blue runners (hard tails) at the USS Massachusetts. There are schools of ladyfish along the beach in front of the observation tower, and the eddy that forms on outgoing water just west of the pass is loaded with ladyfish, Spanish, and small bluefish. Just this past week the false albacore showed up for the first time this year. There were numerous schools in the pass, and yesterday we found some small schools by the Three Barges. We haven't gotten a fish to eat yet. They're feeding on something very tiny, and nothing in my fly box has worked. Where are you, Travis, when I need you?! I ordered some Puglisi "micro minnows" yesterday from Feather-craft...maybe they'll do the trick. We'll know by my report next month.

The flats in Santa Rosa Sound are as pretty and clear as they get. We've been spending a lot of time poling around them and have found quite a few redfish, but as usual this time of year they are extremely wary. It takes a perfect cast to not spook the fish but get the fly close enough to be seen. In addition to the usual Clouser minnows we've had some luck on a gray/white Puglisi baitfish which lands softly and undulates its way to the bottom. The scenario is very cool. We tend to be anchored with redfish milling around in 2-3' of crystal-clear water just out of casting range. Every now and then one ventures into range, and we attempt to drop the fly in its path. It's like fishing for rainbows in a clear mountain lake. Here are a few shots of anglers who "made it happen" in May: Les Litzinger on May 2, Jonas Magnusson on May 5, and Jim Little on May 9.



Fishing Report... Captain Baz Velverton

We haven't been seeing as many big trout on the flats probably because the water's warmed up so much...87 degrees yesterday. Maybe they've moved into water that's a little deeper. Troutmaster Jerry Aldridge will be the man to ask about that. But we have been having a lot of fun sight-fishing for catfish. I know it sounds lame, but don't knock it until you try it. For one thing the catfish are easy for anybody to see, and they'll eagerly rush over to the fly but won't eat it unless you strip it *just* right. It's redneck bonefishing at its finest, and you might get lucky and add a lizardfish and blowfish for the Redneck Slam!



One final word on the big redfish. We are seeing a few fish along the inner bar in the Gulf but most of them have moved into the deep waters of Pensacola Pass. They like it when the tide is moving fast, and there's no way to get a fly down to them. So we've resorted to catching them on spinning tackle. On most of my fly charters we end the trip with a few drifts through the pass just so my clients can feel the power of the big fish and imagine what it will be like next fall, winter, and spring to land them on fly. At the end of the trip a couple days ago I stopped on a grass flat and caught 9 pinfish in my baitnet. We landed redfish on the first 7 drops. And these fish are HUGE. I'll attach a photo so you can see what I'm talking about....Capt Baz


Fishing Report: The Further Adventures of Tom, Terry & Jerry... Tom Finkle

Tom, Jerry and Terry on the bay for a day!

A beautiful morning, 05:45 at Shoreline Park Jerry Aldridge, Tom Finkle, and Terry McCormick meet and load gear on Jerry's boat in preparation for a perfect day on the water. Tom and Jerry put their modest gear and lunch bags in the small hold in the rear compartment leaving room for Terry. As Terry approaches it becomes obvious this will not do! He hoists a massive gear bag onto the boat followed by a large lunch bag. Terry is prepared! He proceeds to the Bow and packs the gear on top of the Fire Extinguisher, the throwable floatation cushion, life jackets and net. Terry is very pleased with his stowage! Terry now assists Jerry with the launch. It is perfect and he parks the car and trailer in the lot. We proceed to the grass beds and drop offs and find the Specks are moving on the beds in greater numbers with a small increase in overall size. As we drift over the small drop off we find large Lady fish and a few Blues. The Lady Fish are hitting Gurglers as well as Clousers. Terry is casting on the bow catching Specks and Jerry is on the stern playing havoc with Lady Fish. Tom is sitting in the pit stuffing his face with food and drink as usual. He watches intently trying to learn from the Professionals! Jerry hooks a big Lady Fish, it is jumping and throws the hook. He casts again, suddenly there is a tremendous jerk on the line! The rod tip goes down, Jerry was between strips and drops the line, he finally grabs it and regains composure only to discover that he has missed a tremendous strike! As he shows a look of disappointment he looks down and behind him to discover the real "Jerk" who pulled on his line was sitting behind him laughing uncontrollably. He immediately delivers a swift kick to Tom's butt! (How could he miss?)

We continue to drift the flats and Terry hooks up and lands a beautiful Speck! Things are really looking up! We catch a couple more nice ones and Jerry decides we should motor to a new spot. On the way we look at the gas gauge and notice it is most firmly seated upon the letter "E". Weenie Tom says "lets pull in" but Jerry who knows his vessel assures all aboard it is Ok. We catch more fish and move one last time before calling it a day. Halfway to the new spot Jerry suddenly halts his vessel abruptly! He looks us in the eye sternly and we ask what is wrong? He bluntly remarks "we are outta gas". Jerry with great knowledge of the sea says the wind is right and in a few hours we should drift across directly into shoreline. However Tom is out of food! With Terry's assistance they flag down a Jet Ski who kindly tows them in. Saved, and feeling great Tom digs in the bow locker to get the bow line (we don't know if he was looking for food or just moving all of Terry's gear but it took a long time)!

We finalize the way we would load the boat on the trailer and Terry goes off to get Jerry's car and trailer. Sometime later he returns on foot with his head kind of hanging down, and says, "cars dead". Hmmm wonder if the lights were left on? Seeking redemption he proceeds to his truck and gives Jerry a jumpstart. We mean Jerry's car of course. All is well and we are good to go! Fun, fish, and camaraderie. Another fine day on the bay with Tom, Terry and Jerry!



**SOUTHEASTERN
FLY FISHING FESTIVAL**

Unicoi State Park
Presented by the Southeastern Council of the
FEDERATION OF FLY FISHERS

The South Eastern Council of the *Federation of Fly Fishers* will host the **Southeastern Flyfishing Festival** Thursday-Saturday, **June 2 - 4, 2011** at the **Unicoi State Park Lodge** and grounds in **Helen, Georgia**.



Check out UNICOI SPL on YouTube at <http://www.youtube.com/watch?v=AaemJy67yZ8>

The Festival will feature flyfishing greats such as **Ed Jaworowski, Jim Casada, Jimmy Jacobs, Oscar Feliu** and many, many more presenting programs and seminars about all facets of the wonderful sport of flyfishing. They will also have forty of the best regional fly-tiers demonstrating their art and many Commercial Exhibitors showing the latest in flyfishing goodies. A **"Fishing With The Stars" fun day** is planned for Thursday, June 2nd, a **"Blind Woolly-Bugger"** fly-tying contest on Friday and Saturday June 3rd & 4th, **free casting competition will be open to all** (with some great prizes) on Saturday, June 4th.

Details of all the events are available at www.fffsec.org . Click on the Southeastern Flyfishing Festival tab at the top of the webpage or call Mike Arnold, Festival Chair at 859-240-5839.

The South Eastern Council of the Federation of Fly Fishers is a non-profit, tax exempt Educational and Conservation resource since 1991.

Printed By multi-craft
131 East Sixth Street
Newport KY 41072-0960
(859) 581-2754



JUNE 2011

Sun	Mon	Tue	Wed	Thu	Fri	Sat
			1	2	3	4
5	6	7	8	9	10	11
	Business Meeting & Annual Auction 7 PM....June 7		Bull Session-Tying & Tall Tales 6:30 PM			
12	13	14	15	16	17	18
					Clinic - Casting, tying, gourmet lunch 9 AM	
19	20	21	22	23	24	25
26	27	28	29	30		