

# Flies & Lies

NEWSLETTER OF THE FLYFISHERS  
OF NORTHWEST FLORIDA  
MARCH 2008

THE FLYFISHERS OF  
NORTHWEST FLORIDA  
PO BOX 1041  
PENSACOLA, FL 32591  
www.flyfishpensacola.  
com

## PRESIDENT

Karen Brand  
(850) 516-1852  
kbrand@santarosamri.com

## VICE-PRESIDENT

Joe Higgins  
(850) 458-2533  
jhigpcola@aol.com

## SECRETARY

Jerry Giles  
(850) 994-9946, FlyFisher-  
man1942@aol.com

## TREASURER

Larry Sisney  
(850) 474-1433  
lisisney@cox.net

## NEWSLETTER

Jerry Aldridge  
(850) 478-9255  
jamayfly@yahoo.com

## MONTHLY MEETINGS

Meetings at Miraflores Park  
17th Avenue between  
Belmont and LaRua

BUSINESS MEETING  
1ST TUESDAY, 7 PM

BULL SESSION  
2ND THURSDAY, 6:30  
PM

CASTING & TYING  
CLINIC  
3RD SATURDAY, 9 AM

President's Report....Karen Brand 2

February Minutes....Jerry Giles 2

Casting and Tying at the Club....Tom Regina 3

Around the Bay....and Further Away 3

The Cap Spider....Russ Shields 4



Fishing Report....Captain Baz Yelverton 5



Clouser Minnow Tying Tips  
Jerry Aldridge 5



Southeastern Council Conclave 2008 6

PJC Flyfishing Class 2008....Tom Regina 7

Calendar 8

**2008 dues are due!** Please pay your annual membership dues of \$30 (\$10 associate members) to Larry Sisney at the March Business meeting or mail your check to him at 700 College Blvd, H-106, Pensacola, FL 32504.

## President's Message ....Karen Brand

**Old Florida Outfitters** will be presenting a special program at the general membership meeting Tuesday, March 4<sup>th</sup>. Located between Destin and Panama City, OFO serves as the headquarters for Shallow Water Expeditions Guide Service and is the only Orvis Endorsed Outfitter along the Florida Panhandle. Jason Stacy and Preston Sutter will be presenting a program on fishing the coastal waters and also giving us information on their Orvis Santa Rosa Beach Fly Fishing School. Should be an interesting program and I invite all of you to attend!

March will be a busy month, our **Annual Spring Clinic** will be on **Saturday March 29** from 9-noon. The club is looking for guides, fly shops and other vendors who would be interested in participating. If you know of groups or businesses who would be interested in being a part of your Spring Clinic, please let me know. Fairhope Fly Shop has already agreed to be one of our guest vendors and they carry a full line of TFO, St Croix, G.Loomis, and Hardy rods.

**The PJC Class** also starts March 5, those that are interested in volunteering should call Tom Regina.

I look forward to seeing all of you at the General Membership Meeting next Tuesday! Karen Brand

### General Business Meeting, Fly Fishers Of Northwest Florida, February 5, 2007, President Karen Brand, presiding

President Karen Brand called the meeting to order at 7:00 P.M. The minutes from the January meeting were read and approved by the membership.

Russ Shields, speaking on behalf of Larry Sisney, club treasurer, said that they had conducted an extensive audit. That audit resulted in changes to the budget structure which will be presented to all members of the club for their review. The members present approved the budget for 2008.

Jay Williams, Paul Lukkar, and Karen Brand are still collaborating on plans for a location for the 2008 Christmas Party.

Tom Regina reported that plans for the PJC Fly Fishing Class are in place, and requested a volunteer to help with transporting the equipment to classes. Tom suggested that we have class members take a fly fishing outfit home for the duration of the class. They would be expected to post a deposit on the equipment. This was left open for further discussion.

Bob Holton is working on plans for the club web site and has fourteen items he deems needed to be incorporated. Tom Birdwell will be instrumental in helping update the site. Bob recommends sending the list of items to members for suggestion or comment. Jerry Aldridge will do so.

Bob Holton was nominated and elected to fill the Director-At-Large position vacated by Klaus Gohrbandt.

Members discussed putting the club's fly tying recipes on CD, and voted to approve a plan for Jerry Aldredge to produce the CD's, with Bob Holton providing labeling.

Skeets Lores reported on the Coastal Conservation Associations actions in protecting the redfish as a game fish in Florida, and their fostering the striped bass in our waters. He said the associations banquet will be held April 17<sup>th</sup>. The banquet features great auction items and other perks. Anyone interested in attending, contact him for further information.

Dates to remember: FFF Southeastern Conclave, May 29-31<sup>st</sup>., Callaway Gardens, Ga.  
FFNWF Spring Clinic, March 29<sup>th</sup>., Miraflores Park.

The meeting was adjourned.

## *Around the Bay... and Further Away*

From **Vick Vickery**....Request volunteer instructors to help with the club's program at Boy Scout Camp. The dates are: Monday through Thursday on June 16 - 19 and June 23 - 26. Fly tying instruction will be on Monday and Wednesday evenings of each week. Those members who would be willing to help should contact Vick Vickery, 478-3584. This will be the 17th year for the club to sponsor this project. Thanks, Vick

From **Art deTonnancourt**, Auction Chairman....Club Auction Scheduled Tuesday, June 3<sup>rd</sup>. One of the club's best attended activities has been the annual auction held each spring. So start getting prepared for this event scheduled for Tuesday, June 3<sup>rd</sup>. There will be fun, fellowship, and fantastic buys to be had. The auctions have long been a win-win game for everyone in the club, members being able to buy goods and services that appeal to them at very good prices, and the club receiving goods and services from members' donations for the auction. The auction has been a significant income source for supporting your club's programs.

Start accumulating serviceable items for auctions (fishing and outdoor equipment especially). Many of our fly tyers donate boxes of fresh and salt water flies for the auction. In the past few years some of our professional guide members have donated a guided local trip that have generated some nice income from these auctions. Members with boats have also donated one or more days of fishing locally in the inshore areas for members who do not have boats. The auction committee consists of Terry Mc Cormick, Bob Willice and I. We can be contacted for more information. More reminders and details as June 3<sup>rd</sup> approaches will be published. Thanks, Art

From **Bill Parrish**, Library Chairman....New in the library--"Fly Fishing, The Lifetime Sport" , #85 Book with interactive DVD. Excellent info for the newcomer to fly fishing, good refresher for those who want to sharpen their skills. Thanks, Bill




From **Travis Akins** (Still up to his ears in snow) ....Here's some more pics from the Grand Canyon area.

The first is the Watchtower at Desert View in GCNP. It was designed and built by Mary Colter, I believe in the 1920's. A must see in the park not just for the fabulous view of the canyon, but for the Watchtower itself.



The second is Little Colorado River Canyon just outside the east entrance of GCNP. This and the third photo are on the Navajo reservation.

The third is taken from my balcony at a place I stayed in Monument Valley. The terrain in northern Arizona is just amazing....Travis



**Casting & Tying at the Club**....At the Thursday March 13 Bull Session starting at 6:30 PM, Jerry Aldridge will demonstrate tips and tricks for tying Clouser Minnows. At the Saturday February 15 Casting and Tying Clinic starting at 9 AM, Russ Shields will lead interested fly dressers in tying the Cap Spider. Tied on a jig hook the Cap Spider is a mighty fine slayer of bluegills. Spring is just around the corner and you will want this bug in your bug box to take many pan fish for the deep fat kettle. All fly tying materials are provided by your club. If you have them, bring your vise and tying tools... or use the club's vises and tools.

Triple 0 John Brand will give casting instruction and casting tips at the Saturday clinic. John is an expert caster and a mighty fine instructor. He is delighted and more than keen to share his knowledge and skill with you. Want to learn casting skills and techniques that will get your fly to the fish? Want to learn something as simple as how to grip your rod? Want to learn how to pick-up line, lay down line, get more distance with your cast, improve your back cast and forward cast? John can help. Want to learn how to change the direction of your cast, how to throw a curve cast, a tuck cast? See John.

As usual Russ Shields and Jerry Giles will feed us a mighty fine free lunch at the Saturday clinic. Drinks are also on the house. (*Remember however, drinks should be paid for at the bull sessions and regular meetings.*) As always guests are welcome at all our meetings, bull sessions, and clinics. So bring a fishing buddy, a friend, a kid, even your bride or girl friend (but not both). We will welcome them and hopefully interest them in fly fishing and fly tying and Russ and Jerry will feed them at the Saturday clinic....Tom Regina

## Cap Spider... Russ Shields

The Cap Spider is simple to tie and very effective as a warm water pan fish fly. We will tie the Cap Spider with a light olive body with black and white legs. However the Cap Spider can be a strong fish catcher in other color configurations. Let your imagination be your guide.

### Materials

**Hook:** Fly Tying Jig Head, unpainted, size 10, Cabela's Cat. No.31-9059-013.  
**Thread:** 6/0 olive.  
**Body:** Light olive micro Ultra Chenille.  
**Legs:** Medium speckled white Centipede Legs, Cabela's Cat. No.31-7712.




### Tying Instructions



1. Debarb the hook and secure it in the vise. Using a jam knot tie the thread onto the hook 1/8 inch back from the jig head. In tight touching turns wrap a neat thread base back to a point directly over the hook barb. Return the thread to the thread tie on point.

2. Cut about a four inch piece of micro chenille from the skein. Tie the tag end of the chenille to the top of the hook at the thread tie on point. With the standing part of the chenille pulled to the rear, use close, tight, spiral thread wraps to bind the chenille to the top of the hook shank to the rear of the thread base. Return the thread to the thread tie on point.



3. In close, tight, touching turns, wrap the chenille forward in about 10 to 13 turns. Tie off the chenille at the thread tie on point and cut away the excess chenille.

4. Fold one strand of Centipede Leg and cut it in half. Fold the two halves and cut them in half. This procedure will give you four sets of proper length legs. Rotate the fly in the vise. The legs will be tied on with figure eight wraps on what is now the top of the hook. Position all four leg strands between the chenille body and the jig head so the legs extend equally on both sides and perpendicular to the hook. The first few leg tie on figure eight wraps should be done with only the tension that the hanging bobbin applies. Make a few of these light figure eight wraps and manipulate the legs into proper position. When you are satisfied with the leg positions, make several tight figure eight wraps to securely set the legs in place. *Note: If you apply too much tension to the first figure eight wraps you will probably end up with two or three legs on one side and five or six legs on the other side of the fly.* Tie off the thread between the front of the legs and the jig head. Whip finish the tie off thread wraps by hand or use a long reach Matarelli whip finish tool. Cut away the thread and apply a small amount of head cement to the final thread wraps.



## Tips for Tying Clouser Minnows... Jerry Aldridge

Do you know how to tie the eyes on a Clouser so they won't come lose or twist around the hook shank? Do you know that flash accent material (Flashabou, crystal flash, etc.) looks more natural and lasts longer if tied *inside* the other wing materials such as bucktail or super hair. Did you know that clousers tied with artificial hair are less likely to foul and have a more natural profile if the entire wing is tied on the side of the hook closest to the barb? Did you know that clousers tied with natural hair (bucktail, yak, calftail, etc.) are more durable if the wing is tied partly above and partly below the shank? If you would like to incorporate these tips (and many more) into your own Clousers, join us at the bull session March 13th



at 6:30 PM. Jerry Aldridge will lead us through tying both natural hair and artificial hair clousers in a couple different styles. Materials, tools and recipes will be provided.



## Fishing Report... Captain Baz Veluerton



This month the big news is the early arrival of the spring pompano. Here's a shot of the first pompano of the season landed February 20, three weeks earlier than last year. You'll find them close to the beach around finger bars and deeper pockets looking for sand fleas. Size 2 or 4 Clouser minnows in yellow, chartreuse or pink work well, and I prefer red thread and gold flashabou. I've also received positive reports on Ruoff's "Absolute Flea". There are some nice pockets along the shore in front of Tristan Towers for those of you who want to give it a shot from the beach. Keep a watchful eye out for colonies of sand fleas. If you find some fleas, that'll be a good spot to stand still and wait for the pompano. The pros wear white outfits to blend in with the sand background.

The redfish continue to school along the beach close to the pass. When conditions are right as they were on February 20 you can hammer them....*hammer and release*. We landed twelve like this on the 20th and lost a few more. Of course that was on spinning gear, so it doesn't really count. We tried a few days earlier with the fly rods and came away empty. The fish are spookier than usual, and catching them on fly requires accurate and long casting. Sixty foot casts are a minimum, and even longer is better. The fly has to sink fast, but you'd better not drop it too close to the fish. The best bet is to drop it well ahead of the fish, let it sink to the bottom, and start stripping when the fish is close enough to see the fly.



The biggest challenge at the moment is the darn dirty water around the pass. We are still suffering from nasty runoff in the bay and need a strong incoming tide to bring the green gulf water close to the beach. When the clear water arrives the sight fishing is terrific....if you can stand up in the boat. Wind and rough seas have also been an issue. There have just been a handful of days during the past month when sight fishing along the shore wasn't suicidal.

But this will all improve in March. We should have fewer fronts coming through and water temperatures will continue to rise. Water clarity in the bay will improve making the pass much more fishable. Sheepshead will show up in quantity along the edge of the gulf, and the redfish and big trout will cruise the inside flats. The dogwoods will bloom, and the cobia will hit the beach along with giant schools of jack crevalle. It's time to bring your boats and motors out of hibernation and grease up your fly lines. The spring season is right around the corner.

# *Southeastern Council Conclave 2008*

2008

18th Annual Southeastern Council Conclave &

## **Fly Fishing Show**

May 29 - 31

Callaway Gardens - Pine Mountain, Georgia

featuring

## **Lefty Kreh & Steve Rajeff**



*"This is by far the best show around. Anglers come to the shows to improve skills, learn, have fun, and maybe catch a few fish. The FFF's SE Council gets it right!"*

There is little doubt that Lefty is the virtual father of Saltwater Fly Fishing and the most respected fly-casting instructor and fly-fishing author in the world.

Steve Rajeff has been called the Babe Ruth of Casting and has won the annual American Casting Association championship 34 consecutive times and the World Casting Championship 13 times.

Our special guests for 2008 are two of the greatest names ever in the sport of fly fishing! Make plans now to attend the 2008 Fly Fishing Show to see, meet and learn from these legendary anglers.



**Seminars and workshops** on many fly fishing topics

**Free fishing** on one of the private Callaway Gardens lakes for show attendees

**Fly-tying** demos and instruction by dozens of the best tiers in the country

Low-cost **hosted fishing** trips on private Callaway lakes

**Casting instruction** for novices to experts

**Commercial exhibitors** with great deals and special offers

## *Pensacola Junior College, Flyfishing Class 2008.... Tom Regina*

Again this year the Fly Fishers of Northwest Florida in conjunction with PJC will conduct the PJC Fly Fishing Class. Classes will be held on Wednesday evenings from 6-8 PM at the PJC Pensacola campus, building 17 beginning March 5 and ending April 30, 2008 with the exception of April 2 - spring break.


We will teach the basics of fly fishing, including equipment selection, fly tying, fly casting, knots, leader construction, and practical application of fly fishing techniques. The lead instructors will be Jerry Aldridge, John Brand, Karen Brand, Jerry Giles, Capt Bob Quarles, Russ Shields, Bruce Vail, and Capt. Baz Yelverton. Other club members are needed to serve as proctors for casting, knot tying, and fly tying instruction. Two volunteers are also needed to transport the fly rods/reels and fly tying equipment to and from each class session. If you are willing to volunteer please contact Tom Regina at 458-2978 or tomregina@bellsouth.net.

### **FLY FISHERS OF NORTHWEST FLORIDA FLY FISHING CLASS CURRICULUM OUTLINE March 5 - April 30, 2008**

<b>Week 1 03/05/08</b>	<b>Opening remarks by FFNWF club president Getting started, choosing your tackle Local fishing opportunities</b>	<b>Karen Brand John Brand Capt. Baz Yelverton</b>
<b>Week 2 03/12/08</b>	<b>Introduction to fly casting Fly fishing knots Introduction to fly tying materials and tools</b>	<b>Video Jerry Aldridge Jerry Aldridge</b>
<b>Week 3 03/19/08</b>	<b>Casting instruction and practice Fly tying - Woolly Bugger Local fishing opportunities</b>	<b>Bill Locher Tom Regina Capt. Bob Quarles</b>
<b>Week 4 03/26/08</b>	<b>Casting instruction and practice Fly tying - Clouser Minnow</b>	<b>John Brand Jerry Aldridge</b>
<b>04/02/08</b>	<b>No class - Spring break</b>	
<b>Week 5 04/09/08</b>	<b>Casting instruction and practice Fly tying - Elk Hair Caddis</b>	<b>John Brand Jerry Giles</b>
<b>Week 6 04/16/08</b>	<b>Casting instruction and practice Fly tying - Lefty's Deceiver</b>	<b>John Brand Bruce Vail</b>
<b>Week 7 04/23/08</b>	<b>Casting instruction and practice Fly tying - Gartside Gurgler</b>	<b>John Brand Jerry Aldridge</b>
<b>Week 8 04/30/08</b>	<b>Casting review and practice Local fishing round table Invitation to club membership</b>	<b>John Brand Jerry Aldridge Karen Brand</b>


  
**FLY FISHERS**  
 of NORTHWEST FLORIDA

**PO BOX 1041**  
**PENSACOLA, FL 32591**



# MARCH 2008

Sun	Mon	Tue	Wed	Thu	Fri	Sat
						<b>1</b>
<b>2</b>	<b>3</b>	<b>4</b>	<b>5</b>	<b>6</b>	<b>7</b>	<b>8</b>
		Business Meeting 7 PM				
<b>9</b>	<b>10</b>	<b>11</b>	<b>12</b>	<b>13</b>	<b>14</b>	<b>15</b>
			Bull Session-Tying & Tall Tales 6:30 PM			
<b>16</b>	<b>17</b>	<b>18</b>	<b>19</b>	<b>20</b>	<b>21</b>	<b>22</b>
<b>23</b>	<b>24</b>	<b>25</b>	<b>26</b>	<b>27</b>	<b>28</b>	<b>29</b>
					Clinic - Casting, tying gourmet lunch 9 AM	
<b>30</b>	<b>31</b>					