

Flies & Lies

NEWSLETTER OF THE FLYFISHERS
OF NORTHWEST FLORIDA
MARCH 2012

THE FLYFISHERS OF
NORTHWEST FLORIDA
PO BOX 1041
PENSACOLA, FL 32591
www.flyfishpensacola.
com

PRESIDENT

Terry McCormick
(850) 968-5928,
flycastsgt@hotmail.com

VICE-PRESIDENT

Jerry Giles
(850) 994-9946
flyfisherman1942@att.net

SECRETARY

John Fitzgerald
(850) 995-1412
jhfitzgerald@mchsi.com

TREASURER

Jay Brykczynski
(850) 232-7504
jaybryk@yahoo.com

NEWSLETTER

Jerry Aldridge
(850) 478-9255
jamayfly@yahoo.com

MONTHLY MEETINGS

Meetings at Miraflores Park
17th Avenue between
Belmont and LaRua

BUSINESS MEETING
1ST TUESDAY, 7 PM

BULL SESSION
2ND THURSDAY, 6:30
PM

**CASTING & TYING
CLINIC**
3RD SATURDAY, 9 AM

President's Message... Terry McCormick

If there were winter dog days I guess February has been it. Grey skies, cold, and wet I know have cut into my fishing for sure. Alas, spring is around the corner. We did have some great saltwater programs though. It started off with well written articles in the news letter by Bruce and Captain Baz. Then Jonas gave a terrific powerpoint on how, where, and what on local [saltwater fishing](#). And Matt did a fine saltwater fly. Speaking of saltwater fishing, David Burton is getting together with several members to organize a saltwater fishing outing. They will be meeting at 5 pm on March the 6th. It is going to be as they say a "skunk works" to get it together. Hopefully we'll have something soon. If you would like to help out contact David. There will be a Board of Directors meeting at 6 pm on the 6th to discuss upcoming business. The regular meeting starts at 7 pm.

If you have not paid your 2012 dues please do so as soon as possible. Also remember the auction is coming up in June. We need anything closely related to fishing. Rods, reels, flies, books, trips, and so on.

March 12th kicks off our fly fishing school. The class is a sell out and if you can lend a hand contact Russ Shields.

In other news, the City of Pensacola will be making repairs to the building starting in May. We will have to move everything out of the building for 4 to 6 weeks. We will move to a temporary meeting place down the road. More on this as details are finalized.

I hope to see you soon on the water somewhere. Remember, it's your club, it's what you make it. Tight lines and the tug is the drug, Terry

CLUB DUES

2012 dues are past due, \$30 for regular membership, \$10 for associates. Pay any club officer at any of the March meetings. Or send payment to Treasurer **Jay Brykczynski**, 3917 N. 10th Ave, Pensacola, FL 32503. Make checks payable to Fly Fishers of N.W. Florida.

A fisherman who frequented a certain dockside bar had a drink named after him. It was called the "Lilac Crazy" because whenever he came in that's exactly what he did. (Anonymous)

From "The World's Best Fishing Jokes"

Business Meeting, Fly Fishers Of Northwest Florida, February 7, 2012, President Terry McCormick, presiding

The meeting was called to order at 7:00 by President Terry McCormick with 25 members present.

Fishing Reports: Several members talked about the False Albacore off Pensacola beach, Specs in the bayous and night fishing under dock lights. The report that got everyone's attention was by Russ Shields. It seems a meeting between he and Bas Yelverton was interrupted by a phone call reporting that thousands of Red fish were schooling off Deer Point. The meeting was moved to Deer Point and Russ caught a 36+Red he estimated to be 25 to 30 lbs.!

The program was presented by Jonas Magnusson and Bas Yelverton and was a rehearsal for the opening presentation on fly fishing for the March Fly Fishing class.

Bas asked about the status of the club website. President Terry reported that at present there is no one to maintain the site.

The 2012 draft budget was presented to the membership and accepted.

Russ Shields reported to the membership on the 2012 Fly Fishing class to be held March 12 and end on April 30.

. John Fitzgerald, Secretary

Board Meeting, Fly Fishers Of Northwest Florida, February 7, 2012, President Terry McCormick, presiding

Meeting was called to order by President Terry McCormick at 6:00 with 12 members present.

Treasurer Jay Brykczynski presented the draft 2012 budget and it was agreed to present it to the membership for approval.

Russ Shields reported on the fly fishing class. We have 16 paid participants to date.

Proposed amendments to the bylaws: It was decided that the change calling for proration of the dues would be removed from proposed changes because it was not necessary. The existing bylaws state that the dues shall be set by the board of directors and approved by a majority vote of regular members present at a regular meeting.

Barbara Albrecht, president of the Bream Fisherman's Assn. made a presentation on the proposed improvements to the building. There will be a meeting on Wednesday, Feb 9th with the City to discuss the particulars. Our club will be represented by Russ Shields.

David Burton, Membership Chairman reported that 50 members have renewed their memberships and 52 have not. There was a discussion on how we can encourage members to stay active.

There being no further business before the board, the meeting was adjourned.

March Events

- | | |
|----------|---|
| March 2 | Project healing waters, casting at 1100, tying at 1200, casting at 1300, Kevin Gorby, krgorby@att.net, 850/218-4235 |
| March 6 | Business Meeting, 7PM. Board of Directors Meeting, 6 PM. Club outings meeting, 5PM |
| March 8 | Bull Session |
| March 17 | Clinic |

The Pompinator... Matt Wegener (original fly by Capt. Mike Moore)

The real story of this fly dates back nearly 50 years when a young Capt. Baz Yelverton was fishing a lure called a *Mr. Champ*. Every year he would catch pompano on the version that had a tail of yellow bucktail and red thread. Fast forward 30 years, to when Capt. Baz was trying to develop a fly that he could use to catch pompano on. He remembered those two colors, yellow and red, from his very effective *Mr. Champ* lure. After tying up a rudimentary variation of the clouser minnow using these two colors, he discovered that pompano liked this fly almost as much if not better than his boy-hood standby.

The final piece of the puzzle was put in place last year when Capt. Baz was asked to help with an article in *Fly fishing in Saltwater* and was introduced to Capt. Mike Connor who guides in the Indian River Lagoon near Stewart, Florida. They began swapping favorite flies for pompano and Capt. Mike revealed *The Pompinator*. As Baz examined the fly he immediately noticed two things; this fly had a yellow tail with red thread, just like his *Mr. Champ*. Add a little gold flash for the body and you have the fish catching machine known as *The Pompinator*.

Now there is one more thing to discuss before we start tying this fly. Having this weapon at your disposal is only part of the equation. Pompano require an almost perfect presentation to get them to bite. The first step is spotting a cruising pompano. Look for the shadow of the fish on the sand, rather than the fish themselves. Also, lead the fish enough so that the fly is near the bottom when the hungry fish comes near. Finally, slight color variations can make the difference between catching fish and going home empty-handed. The yellow tail and red thread are a standby, but tie versions with different amounts of gold flash. The pompano to the west of Pensacola Pass like a lot of gold on their fly, but as you move east and the water clears use less gold flash.


This fly was clearly designed to catch pompano, but that's not all. Last summer, I was fishing the grass flats looking for late season pompano. To my surprise, I accidentally landed a slot redfish and several speckled trout on this pattern. Fish it with 4-6+strips and hang on!

Tying Materials

Hook:	Mustad 34007 or similar style, #4
Thread:	Red flat waxed nylon
Body:	Salmon <i>Estaz</i> (medium size)
Tail:	Yellow <i>Super Hair</i>
Flash:	Gold <i>Krystal Flash</i>
Eyes:	Dumbbell eyes (small to medium size)



Tying Instructions



1. Start by wrapping a thread base. Place the eyes 1/3 of the way back on the hook shank behind the eye and hold in place with several diagonal wraps. Finish securing the eyes by making figure-8 wraps and adding a drop of super glue.

2. Tie in a match-stick sized bunch of *Super Hair* on the hook shank directly above the barb. For flash, tie in 3 strands of pearl *Krystal Flash* on one side of the hook shank and then fold over to the opposite side of the hook shank and tie off.



3. To form the body, tie in the *Estaz* behind the eyes and wrap back towards the rear of the hook. Then wrap the *Estaz* towards the hook eye. Doubling the amount of the *Estaz* creates a larger profile that closely resembles a sand flea. Finish the body by wrapping the *Estaz* around the eyes in a figure-8 manner. Tie off behind the eye and make a prominent head to give the fly a touch of red.

4. Finish the fly by picking out the *Estaz* fibers and trim ming the excess, particularly on the top and bottom, to give the fly a finished look.



Tying at the Bull Session with Matt Wegener



Tying at the clinic with Jerry Giles

Jerry Giles stood in for Matt on Saturday presenting the Backwoods Baitfish Fly. Club members watch attentively as Jerry stepped through tying instructions. New members Josh and son Tristan Bruni benefit from Jerry's intricate directions.



Around the Bay... and Further Away



From Milt Maysō .What a great newsletter. I knew I should have come to Pensacola in January. Damn, those FA's, as Baz calls them, bring back great memories. Maybe next year all the kids, and grandson, will be situated enough to come. Not that we don't have our fun in the winter here. The Bighorn River is open all winter, and even though it can be pretty cold, it is worth it. (See Bighorn Rainbow) I'll be up there a week in March.

Going on a backcountry trip to Alaska this summer if everything works out. Should be wonderful.

For those of you veterans, or those with anyone in the wars, you might enjoy my new short story, Thanksgiving with Riley+. Riley is based on a veteran I guided for Wounded Warriors two years ago. It's on the website. Good fishing.Milt

Fishing Report... Captain Baz Veluerton

February started off with a bang on the 2nd. Russ Shields and Jonas Magnusson were coming to my house to discuss the upcoming fly-fishing class. About a half hour before they arrived I got a call from Capt Eddie Woodall informing me that there were "thousands" of redfish on the surface at Deer Point. When the guys arrived we discussed our options and decided our "planning session" would have to wait. Fifteen minutes later we were in the Mako heading for Deer Point. It took Russ one cast and a 20 minute fight to land this fish on a 10wt, 325gr sinking line, and white/green "go-meaux". This is Russ' biggest redfish to date, and they just don't get any prettier. It's surprising to have the "running of the bulls" last until February, and there are so many fish they might just stick around for a while. I keep a big rod ready at all times rigged with a sinking line. When we see lots of excited, diving pelicans it's always worth a few casts.



Everything is happening a little early this year. In normal years the water temp in the Gulf is in the 50's during February, but this year it's been in the mid-60's and as high as 67 degrees. On February 6 two jack crevalle swam under my boat by the Observation Tower, and I have never seen a jack in February. Both Navarre and Pensacola Beach piers are reporting steady action on pompano and some Spanish mackerel...two to three weeks ahead of schedule. It won't be long before someone lands the first cobia. There's no question spring is upon us, and the fly-fishing is about to shift into high gear.

There are plenty of redfish feeding along the outside of the inner bar in the Gulf. All you need are calm seas and sunshine, but that combination has been elusive in February. Local cardiologist Jim Williams and I had such a day on February 12, and Jim landed numerous trophy redfish and one monster black drum on ultra-light spinning gear before giving it a try with his 8wt. There was a large school of big fish in the "draw", but the deeper water, north wind, and incoming current made it impossible to pole close enough for Jim to have a decent shot. So we moved up the beach to have lunch and wait for the fish to come to us. The water was crystal clear, and we anchored from the stern in a foot of water with the bow pointing south. The setup was perfect with great visibility and the wind at Jim's back.



About the time we finished our sandwiches a nice school of fish appeared about a hundred yards east of us moving in our direction. Jim got to experience the thrill of an approaching school of redfish which first looked like a brownish mass but then became individual fish as they came closer. Looking at the backs of fifty redfish in shallow water moving into casting range can be unsettling, but Jim maintained his composure and dropped the tan/white Clouser minnow in front of the school. He tried the normal strip-and-pause technique, but the fish swam around his fly. Then he tried a fast strip, and this fish nailed it. Even though he had landed bigger fish his first redfish on fly was *for sure* the fish of the day, and he'll remember the experience a long time.

In addition to the redfish there continue to be false albacore feeding along the beach. As always with the FA there doesn't seem to be a magic formula that tells you when they're going to be there. Just keep your gummy minnows and surf candies handy, and tie 'em on when you see terns working along the beach. About a week ago we found albies busting the surface on the inner sandbar between the palm tree and Pickens Point. On February 25 they were out by the second sandbar between the beach pier and the old Coast Guard Station. When the seas are flat it's a good idea to run east toward the pier and watch for "working" birds. They'll be right over the tops of the FA. There continue to be lots of "eyeball" jellyfish down toward the pier, and that's probably why the albies are around so late in the season. Watch for birds along the current rip off Pickens Point, too.

There are so many pompano reports from the beach pier that you have to believe the fish are here. I've only seen two fish, but I haven't been targeting them yet. Bright sunshine and calm seas are imperative for pompano sight-fishing, but you can also blind cast for them along the outside edge of the inner sandbar, the dropoff at Pickens Point, and the point south of the Ft McRee rock jetty. Once the Spanish mackerel arrive in large numbers blind casting with 15# tippet will become hazardous to your fly's health, so now's the time. When the sun comes out, anchor your boat along the bar and watch for fish moving westbound. My favorite pompano fly is a small, lightly-dressed, yellow Clouser tied with red thread with gold mylar tubing wrapped over the gold eyes to provide a little more flash.

On the inside flats you'll find the spookiest redfish ever. It's a lot of fun to see them and throw flies in their general direction, but it sure would be nice if one would eat every now and then. It's like they sense the pressure wave from the boat a hundred feet away and get lockjaw. You'll have your best chance at a hookup by anchoring the boat and waiting for fish

Fishing Report... Captain Baz Veluerton

to cruise into range. Even better get out of the boat and wade after them. You have to drop the fly way ahead of and beyond your target and then strip it across the fish's path. I think you'll have a better chance with the Puglisi baitfish since the Clouser minnows land with a big splash. I haven't tried topwater lately, but that might be a good option, too. Maybe some kind of a deer hair slider... We haven't coaxed one to eat the fly since my last report, so I'm ready to try something new.

As always this time of year we are seeing quite a few sheepshead on the flats. Of course they won't eat anything we throw at them...until yesterday. Jonas Magnusson, Snorri Gislason, and a friend of theirs from Iceland Sigurbrandur Dagbjartsson (Sibbi) were on the boat in zero-light conditions. We tucked in behind Deer Point to get out of the east wind and worked our way down the beach looking for reds in the shallows. As I poled around the end of a dock we noticed a bunch of good-sized fish around the pilings. I knew they were probably a mix of redfish and sheepshead, so we anchored within casting range and tied on a big yellow pompano rocket. I've had luck in previous years with a "big yellow rocket" in deeper water around structure when the water is a little off-colored. After a few casts working the fly along the bottom with a "bonefish strip" Sibbi came tight to a fish and landed it. I was amazed to see it was a sheepshead...the first ever taken on fly by one of my clients. We're talking about 9 years of throwing flies at sheepshead with no takes! I have personally landed three sheeps on Clouser minnows by accident in the past 20 years, but I've never had a client land one. This was no foul hook either; as you can see by the photo the sheepshead inhaled the fly. I thought it was a total fluke until a few casts later when Snorri hooked another fish! How cool would it be if after 20 years we finally broke the code on the sheepshead fly. I'll keep you posted...Capt Baz



Around the Bay... and Further Away



From Pete Foster .Cheryl & I had a chance to check out a new lake, Cooper's lake in Alabama, about 20 minutes over the Florida line. \$7 to fish all day, \$3 to launch a boat, very kayak friendly. We hooked up on 7 bass and 2 large bream that hit our big crank baits. I took the big bass boat to sonar the bottom. The deepest part is 7ft by the spillway, average depth 5 to 6 ft. We saw a guy catch and release a 6 pound bass . You can walk along the bank and cast a fly rod with no problem. There's also a smaller lake there you can fish.



FOR SALE

John Williams has fly rods and reels plus conventional tackle that he would like to sell. John has lots of high quality stuff that he keeps in good shape. To get more info, call John at 476-4827

2012 Fly Fishing Course Content

Here is the revised Fly Fishing Course schedule. Please note that it begins on Monday night the 12th of March at 6:00PM.

For all our active and not-so-active club members we will need lots of help in conducting this course. We simply cannot make it work without your help.

When we get into the fly casting and fly tying classes we will urgently need assistance in providing personal help to each of our new students.


In the fly tying sessions we will need "Monitors" to assist the students as they develop their skills in tying each of the five fly patterns that we will demonstrate.

For the casting instruction we will all be using the teaching guidelines developed by John Brand, that way we will all be on the same page. If you do not have a copy of John's guidelines let me know ASAP and I will send it to you.

I am looking forward to another successful course like we had last year, and with your help we will make that happen. Thanks in advance and Cheers, Russ

Week 1 12 March	Opening remarks by FFNWF Club president Introduction to Local Fly Fishing: Getting started and choosing your tackle Practicing Fly Fishing Knots	Terry McCormick Jonas Magnusson Russ Shields
Week 2 19 March	Local Fly Fishing opportunities Introduction to fly tying tools and materials	Capt. Baz Yelverton Jerry Aldridge
Week 3 26 March	Casting instruction and practice Fly tying - Wooly Bugger	Casting Committee Karen Brand
Week 4 2 April	Local fishing opportunities Casting instruction and practice Fly tying - Crazy Charlie	Round Table Discussion Casting Committee Russ Shields
Week 5 9 April	Casting instruction and practice Fly tying . Clouser Minnow	Casting Committee Matt Wegener
Week 6 16 April	Casting instruction and practice Fly tying - Elk Hair Caddis	Casting Committee Jerry Giles
Week 7 23 April	Casting instruction and practice Fly tying - Gartside Gurgler	Casting Committee Jerry Aldridge
Week 8 30 April	Casting review and practice Local fishing "round table" Welcome to club membership	Casting Committee Jerry Aldridge Terry McCormick

Classes are held at Mira Flores Park, 17Ave. and Belmont Street, Pensacola, from 6:00 to 8:00PM.



OBJ

2012 Southeastern Fly Fishing Festival

Hosted by the SEC FFF

Unicoi State Park, April 27,28 & 29, 2012

Unicoi State Park is the site of the *2012 South Eastern Fly Fishing Festival* Located just outside of Helen GA, Unicoi is one of Georgia's most beloved State Parks where outdoor enthusiasts enjoy hiking, biking and of course, access to some of the best fishing North Georgia has to offer. The Festival is a 3-day event featuring Bob Clouser! Saltwater anglers are all familiar with the Clouser and Bob is the innovator of the "Clouser Minnow" which is claimed to be the most effective underwater fly ever! Bob will be hosting numerous tying workshops, casting demos and educational programs.

Other guests include:

Tim Rajeff – Tim probably has more fly-casting competition trophies than anyone else in the fly-fishing world and he will be teaching casting workshops for both the beginner and advanced caster.

Jimmy Jacobs – Jimmy is the Outdoor Columnist for the Atlanta Journal-Constitution and we have several of his books in the club library on fishing North Georgia and the trout streams of Southern Appalachia. Jimmy will be giving several presentations on fishing all of his favorite streams in the region.

Tom Travis – Tom is a Fly Fishing guide from Montana and has been a featured Tyer at fly


fishing shows all over the world. Tom will be giving several programs and hosting 2 Tying Workshops.

In addition to our guest speakers the Festival will feature 25 of the best fly tyers in the southeast, numerous education programs, casting instruction for both beginners and experienced casters, on the stream workshops, photography programs and opportunities to fish some of the best streams in North Georgia. The Festival Exhibit Hall will be filled with over 30 commercial exhibitors representing most of the guides and fly shops in N GA, NC and TN, custom rod builders, manufactures, artists and we are also supporting several of the non-profit groups including Project Healing Waters, Fly Fishing for Vets and Casting for Recovery. To register on line and get a complete list of events, programs and workshops, as well as lodging and fishing options please visit the SEC website, www.secfff.org
If you have questions about the event please give me a call. Karen Brand 516-1852
KBrand@SantaRosaMRI.com

FLY FISHERS

of NORTHWEST FLORIDA

**PO BOX 1041
 PENSACOLA, FL 32591**



MARCH 2012

Sun	Mon	Tue	Wed	Thu	Fri	Sat
				1	2	3
4	5	6	7	8	9	10
		Business Meeting 7 PM		Bull Session-Tying & Tall Tales 6:30 PM		
11	12	13	14	15	16	17
						Clinic - Casting, tying, gourmet lunch 9 AM
18	19	20	21	22	23	24
25	26	27	28	29	30	31