

Flies & Lies

NEWSLETTER OF THE FLYFISHERS
OF NORTHWEST FLORIDA
NOVEMBER 2006

THE FLYFISHERS OF
NORTHWEST FLORIDA
PO BOX 1041
PENSACOLA, FL 32591

PRESIDENT
Jay Williams Jr.
(850) 456-1392, 572-2624
jwmsmdjd@aol.com

VICE-PRESIDENT
Russ Shields
(850) 983-9515, 712-5112
rkshields@bellsouth.net

SECRETARY
Jerry Giles
(850) 994-9946, FlyFisher-
man1942@aol.com

TREASURER
Larry Sisney
(850) 474-1433
lsisney@cox.net

NEWSLETTER
Jerry Aldridge
(850) 478-9255
jamayfly@yahoo.com

MONTHLY MEETINGS
Meetings at Miraflores Park
17th Avenue between
Belmont and LaRua

BUSINESS MEETING
1ST TUESDAY, 7 PM

BULL SESSION
2ND THURSDAY, 6:30
PM

**CASTING & TYING
CLINIC**
3RD SATURDAY, 9 AM

BOARD MEETING
1ST TUESDAY, 6:15PM

President's Report....Jay Williams 2

Minutes, September meeting....Jerry Giles 2

Holiday Party....Karen Brand 3

Fishing Report... Captain Baz Yelverton 3



Fishing Outing....Art deTonnacourt 4

Streamer Ties with Tom Regina
"The Polish Flag" 5



Whitlock's Fox Squirrel Nymph
Terry McCormick 6



"Rock Snot" Invasion...Federation of Flyfishers 7

Around the Bay & Further Away....Jerry Aldridge 7

Calendar 8

Captain Baz Yelverton will be the speaker at the November Business Meeting on Halloween, Oct 31st after election of officers and the Angler of the Year

At the November 9, bull session starting at 6:30 PM Terry McCormick will lead us in tying the Whitlock Red Fox Squirrel Nymph. On Saturday November 18, at 9:00 AM Jerry Aldridge will teach us to tie the Polish Flag streamer. Your club will provide all the materials for both flies. If you have a vise and tools please bring them. If not the club will furnish them. And do bring a guest or two. We have a vise and tools for them also.

John Brand will teach fly casting and help us hone our casting skills and techniques at the Saturday clinic November 18. Bring your own flinging stick or use your club's rods. Bring your bride and rug rats or a guest. John has lots of patience and will be happy to teach them how to fling a fly.

At the November clinic, Russ Shields and Jerry Giles will fix you a mighty fine lunch of deep fat fried turkey with fixins. Adult and little peoples beverages will be available - and it's all free. Russ and Jerry put on mighty fine feeds. Don't miss this one. And do bring a guest or two.

President's MessageJay Williams

We are close upon the end of another year, and have lost one newer member unexpectedly. Otherwise I can't recall any other member's passing from our midst this year. That is truly a blessing, as we are an aging club. Some of our members have become infirm for various reasons, and as a result cannot share themselves as regularly as they once could. We however, are grateful to see them when we can, and we appreciate the effort, and I'm sure inconvenience, that they suffer when they are able to get up with us. They have been, and are still, important cogs in what has made FFNWF successful.

We are successful, in my opinion, because we stand for something more than simply some good days on the water and other fellowship activities. One of our major missions is EDUCATION. That applies to the learning and the lore that's passed on in so many individual and group ways, not only to our membership, but to the youth of our community, such as the teaching of our sport to the Boy Scouts annually, as led by Vic Vickery and other volunteers, and the skills passed on to other youths each year by Karen, John, Bill Locher and others.

We also stand for CONSERVATION, which we accomplish in some measure by our club's support of the FFF and several individual's support of Trout Unlimited. The club recently voiced its desire to get more involved in a hands on manner, locally, with conservation measures. The appropriate committee was established, but has not reported back as yet. This should be the subject of a major thrust beginning early next January.

We have had an excellent Board of Directors this year, and I want to thank each and everyone on it for their pursuit of excellence, their continued service (many for several years) to the club, and for their hard work, good humor, patience, and friendship. Last, I want to express the appreciation of the Board to our general members who faithfully attend our functions and give all of us a feeling of being appreciated.

May we all look forward to a happy and joyous holiday season, commencing with Thanksgiving and extending through Christmas....Tight lines and good drift, Jay

General Business Meeting, Fly Fishers Of Northwest Florida, October 3, 2006, President Jay Williams, Jr. presiding

President Jay Williams called the meeting to order at about 7:00 P.M.

President Williams announced that the Christmas Party would be held on Friday, December 1st, at Pensacola Yacht Club. The cost will be the same as last year, \$25.00 per person. The club will have our traditional Christmas raffle, with top-notch rods, reels, and other fly-fishing accoutrements. Tickets will be sold for \$5.00 each, or six for \$25.00. There will also be a drawing of door prizes for the spouses attending the party. In addition, Paul Lukkar has announced a gift for the raffle of a \$400.00 value, five day, four night vacation package. Tickets may be purchased at upcoming meetings and at the party.

The minutes of the September meeting were approved.

The club treasurer, Larry Sisney reports that we are in a good financial status and presented a report on the progress to date. His report was approved as presented.

The November board and membership meeting date was changed to October 31st, due to schedule conflicts. The January 2nd., meeting was moved to January 9th, for convenience of the membership.

Bob Willice invited the members to come to a fishing outing at his home in Gulf Breeze, on October 28th, at 7:00 A.M. Coffee and donuts were planned pre-fishing, with a lunch to follow. His invitation was met with great enthusiasm.

Librarian, Bill Parrish said that he recommends a new book in our library. It is entitled "Curtis Creek Manifesto", and authored by Sheridan Anderson.

Larry Goodman reported on a national bio-hazard threat. (See the write-up on Rock-Snot in the newsletter.) It is a problem that we need to take seriously.

Travis Akins and Karen Brand gave a splendid account of their Western Trip! Jerry Aldridge and John Brand added comments on the adventure. They all extolled the beauty and great fishing on the Upper Green River in the Wind River Range area. How does twenty miles of scenic, uncrowded, fish filled, wadeable, river sound? After proper motion, the meeting was adjourned. Respectfully submitted, Jerry Giles

Holiday Party.... Friday, December 1, 2006

Pensacola Yacht Club Social Hour 6:00 Dinner 7:00

The **Annual Club Christmas Party** will be Friday, December 1 at the Pensacola Yacht Club. Dinner will be similar to last year with a buffet featuring Pecan Crusted Grouper and Pork Loin with Mango Chutney. Dinner tickets are \$25 per person and reservations are required. Dinner tickets will be sold at the general membership meeting, Oct 31 and at the Bull Session and Saturday Clinic during the month of November. John and I will be in Colorado mid-November so Russ Shields and Larry Sisney will be selling tickets during the weeks I am gone. If you are not able to attend any of the meetings in November you can make reservations by contacting Russ and Larry at rkshields@bellsouth.net and lsisney@cox.net.

One of the best parts of the Christmas Party is the **Christmas Raffle**. This year the raffle will feature an Orvis TLS 3 weight rod, Orvis TLS 8 weight rod, Battenkill 3 / 4 Reel with backing and 3 weight Wonderline, Battenkill Mid Arbor reel with 8 weight Redfish line, a Renzetti Traveler, cam pedestal vise, and two holiday vacation trips to exotic destinations furnished by Paul Lukkar. Raffle tickets are \$5 per ticket or 6 for \$25. Raffle tickets can be purchased the night of the dinner or in advance. You do not need to be present to win so if you are not able to attend the party, buy your raffle tickets and still have a chance to win!

All ladies present at the party will have a chance to win the **Ladies Christmas Door Prize**. Prizes this year include 2- \$50 Simon gift certificates which are good at any of the stores in Cordova and University Mall.

Please call me if you have questions, John and I will be in town until Nov 13th. After that date Russ or Larry would be happy to help! **See you at the Christmas Party!** Karen Brand, 516-1852

Fishing Report.... Captain Baz Yelverton

Sight fishing along the edge of the gulf has been very good for pompano, bluefish and individual, big ladyfish. The pompano are one of my very favorite targets, and this time of year they are big...like 3-5 pounds. We had the biggest pompano I've ever seen after the fly a couple weeks ago, but of course it saw the boat and disappeared. There are also lots of big bluefish out there, and they're more than happy to pounce on big poppers. I haven't seen any reds in the gulf yet. We did see a big school of jacks off Johnson's Beach the other day... sure would've been nice if we'd been ready for them.

The slot-sized redfish are showing up in large numbers on some inshore grass/sand flats, but the big news inshore is pompano. There are more pompano on the grass flats than I've ever seen. Everybody ought to get out there and throw some Clouser minnows or Pompano Rockets along the outside edges of their favorite grass flats. A buddy of mine landed a five pounder last week off the Naval Live Oaks. He called me on my cell phone...thought he'd landed a permit it was so big. Don't be surprised if you catch a world record lizardfish either. We've landed some approaching two pounds...*nightmare* lizardfish.



It's going to be interesting to see what this week's big surf did to the gulf shoreline. With a little luck the lagoon outside Ft. Pickens will be opened up again. If so it will rapidly fill up with big bluefish and provide an excellent casting-from-shore opportunity. Worst case there'll be lots of new pockets along the beach which will hold pompano and redfish in the near future. Here are a couple photos from the end of September. One of me with the first fall pompano on fly (somebody had to do it), and the other a shot of Greg Speer sight fishing for pompano. Our water's as clear as the Bahamas. You've just got to love it...Capt Baz

Bob Willice to Host Fishing Outing.... Art de Tonnancourt

It started at the Fall picnic with a question from Bob about the club's local fishing trip program, when I responded that since I resigned as the local trip Chairperson last year, no replacement has been appointed. Bob thought that the position could be rotated perhaps and that he was willing to host a fishing outing using his canal front home as "the operations and communications center" (my words, not his). So, I decided to broker this outing between the Board, members and Bob to make it happen.

Bob will have coffee and doughnuts ready for ALL of us who will respond to me at artdetonnancourt1@cox.net not later than Wednesday, October 25th, that they will be at Bob's house on Saturday morning, October 28th, at 7 AM sharp for coffee, area fishing briefing (charts?), crew coordination and communication plans. Bob will also have hot chili and refreshments at the 1PM rendezvous, debriefing and fellowship. Bob is doing his share!

The Board has fully supported this trip and many of you indicated you would attend and some have said they needed a boat ride. In your responses please indicate any need for a boat ride and/or indicate your space available for another fisherman. I hope all of our members WITH boats will offer a second or third available seat. I will attempt to coordinate enough seats. The Board is doing its share. You can read what I'm doing. The "Broker" is doing his share. And, now I ask all club members to do your share by sending me/us your email and then be there. Here are driving and boating directions to Bob's home. SEE YOU THERE!

BY BOAT....Go East on US98 going past the Navy Live Oaks or National Seashore on your right. The second traffic light past the Seashore is at Oriole Beach Road. Barnhill Restaurant is on the Southwest corner. To reach the Oriole Beach Boat Ramp turn right onto Oriole Beach Road and go straight ahead until you reach a stop sign. (Bay Street.) Go directly across Bay Street and bear around to your left. After approximately 3 blocks you will see the boat ramp on your right. It has a nice dock but is shallow. Bay boats, skiffs and small center consoles have no trouble launching and loading. The ramp is approximately 1/2 mile west of the entrance to Bob's canal. To reach the entrance to his canal stay close to the North shore and look for the white PVC Pipes marking the channel. Stay close and to portside of these channel markers. There are 3 channels that enter Bob's subdivision; West, Middle and East. You want the West Channel. Upon entering the Canal take the right fork and Bob's house is halfway up the canal on the right. It is yellow brick and has a large sloping green lawn. The Boathouse is red.

BY CAR....To reach Bob's house by car go East on US 98 to the third traffic light past the Naval Live Oaks at College Park. A Citgo Tom Thumb Gas station is on the southwest corner and a Sun Trust Bank is on the Southeast corner. Turn right onto College Park and follow the double yellow line around to the left along the golf course until you reach a 3 way stop at Bay view. Turn right on Bay view and go to the stop sign at Hillside. Turn left and go 2 blocks to Harbor Lane. Turn Right on Harbor Lane. Bob's house is 1143 and half way down the street on the right. A white Chevy truck is in the driveway. Phone Bob at 934-6586 if you get lost.

Editor's last minute note: Fishing outing cancelled. Winds of 15-20 MPH expected. Will attempt to reschedule. Thanks to Bob Willice for offering his hospitality and to Art deTonnancourt for "brokering".

November Streamer Ties by Tom Regina.... The Polish Flag

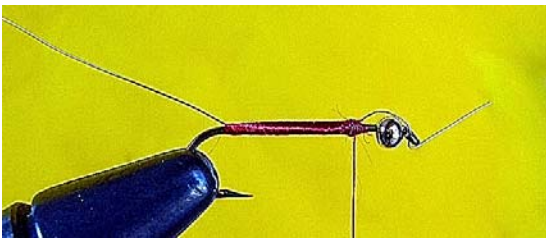
The Polish Flag streamer is an easy tie. Although the dressing requires eight materials which may seem to complicate the tying process, none of the materials are difficult to work with. The Polish Flag has enticed many trout to hand from the cold waters of the rivers and streams of western North Carolina.... and a few from the Hiwassee and Tellico Rivers in Tennessee and some from the Little Red River in Arkansas. So if you are headed to any of the many trout waters of Appalachia or the Ozarks and you enjoy active fly fishing (casting streamers) as compared to passive fly fishing (nymphing), tie yourself up a some Polish Flags and practice your casting. At the end of a long day of streamer fishing your whole body will ache - not just your shoulder. You'll burn more calories which you can then replace with beer or wine and sleep well that night. *For a different prospective on streamer and nymph fishing talk to Art "nymphingmaniac" deTonnancourt.*

Material

Hook	Mustad streamer 9672, 3XL, size 10
Head	1/8" gold bead
Body	Red 1x UNI-Floss
Rib	Medium gold wire
Tying Thread	Gudebrod 6/0 Red 85
Under Wing	Pearl Flashabou
Top Wing	Sparse bunch of white bucktail



Tying Instructions



1. Debarb the hook. Place a 1/8" gold bead on the hook. Mount the hook in the vise. Slide the bead forward to the hook eye. With a jam knot tie on the floss one bead distance back from the bead. In touching wraps lay down a floss base back to the hook bend. Cut away the floss tag. Cut a 6 inch length of gold wire from the spool. Tie the wire onto the top of the hook with touching forward wraps of floss to the floss tie on point.

Make one whip finish or half hitch knot with the floss and cut away the tag end. Using a jam knot tie on the red tying thread over the floss whip finish or half hitch knot. Advance the thread to the back of the bead and back to the floss tie on point.



2. In 7 or 8 evenly spaced turns, spiral wrap the rib wire forward to the floss tie on point. Tie off the wire and cut away the tag.



3. Just in back of the bead and on top of the hook tie on two or four strands of Flashabou. Trim the flash to a length equal to about two hook lengths.

November Streamer Ties by Tom Regina.... The Polish Flag (continued)



4. Cut, clean, and stack a sparse bunch of white bucktail hair. Measure the hair to extend slightly beyond the back end of the flash. Tie the hair on top of the hook in back of the bead. Clip away the hair butts. Cover the butt ends with thread. Whip finish or half hitch the thread. Cut away the thread and apply several coats of head cement or apply one coat of epoxy to the thread tie off wraps.

Whitlock's Red Fox Squirrel Nymph.... Terry McCormick

Whitlock's Red Fox Squirrel Nymph is one of my favored flies for hooking both cold and warm water fish. I have used this attractor nymph with great success on the cold water rivers and streams of Georgia, North Carolina, and Tennessee to take rainbow, brown, and brook trout. On local warm water ponds and lakes the Whitlock's Red Fox Squirrel Nymph has drawn many pan fish and bass to put a bend in my fishing stick. I tie this fly in a variety of configurations. With or without legs, bead head or thread head, rib or no rib, some with a collar, some without, a piece of flash representing a split wing case, or no flash, and so on. I tie it in sizes 16 through 8 and they all work well for me.

Materials

Hook	Mustad 9671, 2XL, size 12, wet nymph.
Head	1/8" gold bead.
Thread	Gudebrod 6/0 brown BCS 98
Tail	Natural red fox squirrel tail fibers.
Shuck	Translucent Mylar tinsel.
Rib	Copper wire.
Abdomen	Whitlock Red Fox Squirrel Nymph Abdomen Dubbing.
Legs	Pumpkin Sili Legs with green or black flake.
Thorax	Whitlock Red Fox Squirrel Nymph Thorax Dubbing.
Collar	Brown partridge hackle feather.



Tying Instructions

1. Debarb the hook and slide a bead onto the hook up to the hook eye. Place the hook in the vise. Lay down a thread base from the back of the bead to the hook bend.
2. Cut, clean, and stack a small bunch of fibers from the squirrel tail. Tie the fibers on top of the hook at the hook bend to form the nymph tail which should be about equal in length to the hook shank. At a shallow angle cut away the nymph tail butts and tie them down with forward thread wraps. Return the thread to the hook bend.
3. At the hook bend and on top of the hook tie in the Mylar tinsel so it extends back over the tail a length equal to the tail. Tie down the tinsel butt with thread wraps. Return the thread to the hook bend. At the hook bend tie in the rib wire. Return the thread to the hook bend.
4. Use the abdomen dubbing to dub a buggy tapered abdomen forward to just past the halfway point on the hook shank. In about 4 or 5 evenly spaced turns, wrap the rib wire forward to the front of the abdomen. Tie off the wire and cut away the wire tag end.
5. In the space between the front of the abdomen and the bead, but closer to the abdomen, tie in a pair of legs to each side of the hook shank. (*Note: Trim legs to desired length after the fly is completed.*)
6. Use the thorax dubbing to dub a buggy thorax with one or two dubbing wraps behind the rear legs, several wraps between the rear and front legs and a wrap or two in front of the front legs.
7. In back of the bead tie in a partridge hackle feather. Take 2 or 3 turns of hackle to form the collar. Whip finish or half hitch the thread in back of the bead. Cut away the thread. Cement the tie off thread wraps being careful not to apply cement to the collar fibers.

Didymosphenia geminata

- A New Aquatic Nuisance for North America

Didymosphenia geminata (or *didymo*) was a rare and beautiful diatom restricted to pristine lakes and streams of northern latitudes. In recent years, its reputation has changed. *Didymosphenia geminata* has been documented to form excessive growths in many streams and rivers of North America and has been introduced to New Zealand where it has had dramatic effects. The alga is also called rock snot.



DON' T SPREAD DIDYMO

Before you leave a body of water:

Check your gear for any clumps of algae, look for hidden clumps and remove them


Once you arrive home:

Clean your gear in a 2% bleach solution or 5% saltwater solution or dishwashing detergent. Scrub all items for at least one minute

Dry thoroughly

If cleaning is not practical wait 48 after the item is dry to the touch before entering another water

With your help we can help reduce the spread of Didymo!




Around the Bay... and Further Away

Tom Regina just returned from a trip to the Kennebec River in Maine with his son. They caught brookies, browns, rainbows and landlocked Atlantic salmon up to 20". Tom got the smallest (6"), his son the largest (seems only right). Tom says the guide was top-notch.

October has seen much better fishing than earlier in the summer. My nephew **Jonathan** stopped off on his way back to Utah from a conference in Orlando for a few days visiting and fishing. The weather wasn't the best but we braved it a couple of times and caught several specks plus a 5 pound blue that put Jonathan on the reel and into the backing in short order. Luckily it was hooked in the corner of its mouth so Jonathan landed it after a good fight.

My fishing buddy **Travis Akins** and I have been finding specks and large pompano all along on the grass beds in Santa Rosa Sound this month. One day we got four pompano each in the 3-4 pound range on the grass just north west of Deer Point. On other days we found them at Naval Live Oaks and the largest, 5 1/4 pounds, at the Environmental Protection Agency. The last time we went we caught and released 50 or so specks between us, some small but many 14-17". And before you ask, Travis caught over half. We also got one pompano and several small blues.

Be sure to attend the November business meeting on Halloween Night, October 31st. **Captain Baz Yelverton** will be the speaker after we elect 2007 officers and the Angler of the Year for 2006. See you there....Jerry Aldridge



NOVEMBER 2006

Sun	Mon	Tue	Wed	Thu	Fri	Sat
		OCT 31 November Business Meeting. 7 PM	1	2	3	4
5	6	7	8	9 Bull Session-Tying & Tall Tales 6:30 PM	10	11
12	13	14	15	16	17	18 Clinic - Casting, tying gourmet lunch 9 AM
19	20	21	22	23	24	25
26	27	28	29	30		