

Flies & Lies

NEWSLETTER OF THE FLYFISHERS OF
NORTHWEST FLORIDA
NOVEMBER 2007

THE FLYFISHERS OF
NORTHWEST FLORIDA
PO BOX 1041
PENSACOLA, FL 32591
www.flyfishpensacola.
com

PRESIDENT

Karen Brand
(850) 516-1852
kbrand@santarosamri.com

VICE-PRESIDENT

Joe Higgins
(850) 458-2533
jhigpcola@aol.com

SECRETARY

Jerry Giles
(850) 994-9946, FlyFisher-
man1942@aol.com

TREASURER

Larry Sisney
(850) 474-1433
lsisney@cox.net

NEWSLETTER

Jerry Aldridge
(850) 478-9255
jamayfly@yahoo.com

MONTHLY MEETINGS

Meetings at Miraflores Park
17th Avenue between
Belmont and LaRua

BUSINESS MEETING
1ST TUESDAY, 7 PM

BULL SESSION
2ND THURSDAY, 6:30
PM

CASTING & TYING
CLINIC
3RD SATURDAY, 9 AM

President's Report....Karen Brand 2

October Minutes....Jerry Giles 2

Andy Housand Memorial....Karen Brand 2

Stonefly Nymph....Jerry Giles 3



Casting and Tying at the Club....Tom Regina 4

Vacation Photos



Christmas Party....Karen Brand 6

Picnic Photos....Joe Higgins 6



Fishing Report
Captain Baz Yelverton 7



More Picnic Photos 7

Calendar 8

LIBRARY NEWS.... New books added to the library, " America's 100 Best Trout Streams" , John Ross; Book # 82. "Trout Streams Of Southern Appalachia", Jimmy Jacobs, Book #83. Guide to Fishing The New West, Lilly and Schullery Book #84....Bill Parrish

President's MessageKaren Brand

October was a busy month and I have a lot of people to thank! Those that attended the Fall Picnic and Oktoberfest were treated to some mighty fine food and I want to thank Russ Shields and Jerry Giles for all their hard work. Also thanks to Bill Locher, John Brand and Bud Newbill for their fish frying and clean-up efforts at the Fall Picnic. The shrimp, mahi and salmon were awesome and we can thank Russ and Southern Seafood in Milton for that!

We held a short business meeting during the Saturday clinic on October 20th. Jay Williams, Nominating Committee Chairman, presented nominations for 2008 club officers. Jay, always a persuasive fellow, nominated Karen Brand, Joe Higgins, Larry Sisney and Jerry Giles to serve in the offices they currently hold. Nominees were elected by acclamation. Bob Willice and Klaus Gohrbandt were nominated and elected as 2008 Directors at Large. We cast secret ballots for Fisherman of the Year—results to be announced at Christmas Party.

Between now and the end of the year will be a whirlwind of events for most and the club has a couple of special dates coming up. All club members are invited to a Memorial for Andy Housand on November 23 and details are listed below, plus please mark December 11 on your calendars for the annual Christmas party. That info is also listed below and I will be selling dinner tickets at the November club meetings and tickets must be purchased by Dec 6. You can reserve tickets by contacting me at KBrand@SantaRosaMRI.com or 5870 Country Club RD Milton, FL 32570.

General Business Meeting, Fly Fishers Of Northwest Florida, October 2nd, 2007, President Karen Brand, presiding

President Karen Brand called the meeting to order at 7:00 P.M. The minutes were approved as read. The treasurer's report as approved as submitted. Jay Williams volunteered to serve as the nominating chairperson for club officers to serve in 2008.

Members were reminded of the Club Picnic on October 14, at Shoreline Park. Jerry Aldridge will e-mail members asking them to RSVP in order to have an idea how much food the club will need to purchase. A sign up sheet was circulated for members present.

It was decided to have our November Saturday Clinic and gourmet lunch at Hurricane Lake, near Munson, FL. EDITOR'S NOTE: Hurricane Lake outing delayed! Clinic at clubhouse as usual.

Jay Williams introduced our guest for the evening, Professor Allen Josephs. Dr. Josephs told us of his recent arduous journey to Russia, and the Kamchatka Peninsula. He fished for two weeks in the wild and unspoiled rivers of this remote area. His group floated daily and slept in tents at night. They caught many world class fish, including salmon, Dolly Varden, and Allen's trophy 27" rainbow, caught on a mouse imitation. He related adventures involving hardships and even the killing, by one of the Russian guides, of an attacking bear. In retrospect, he says the trip was definitely worth the effort, but one he does not intend to repeat. Thanks Jay, for bringing Allen to the meeting. If you members could not be there, once again, you missed a super presentation! Following requests for any further business, the meeting was adjourned. Respectfully submitted; Jerry G.

Memorial for Andy Housand November 23, 3-7 Mustin Beach Officers Club

Cynthia Housand has invited all members of the Fly Fishers of NW FL to attend a Memorial for Andy the day after Thanksgiving, Nov 23, from 3-7. Andy's children will all be in town and they are planning a party to celebrate Andy's life. For new members who did not have the pleasure of knowing Andy, he was a long time and valued member of the club and was named the Fly Fishers of NW Florida's "Millennium Man" in 2000.

Stonefly Nymph... Jerry Giles

Stonefly imitations are probably the simplest to fish of all flies because they are available to trout in only two forms: nymphs and egg-laying adults.

Stonefly nymphs typically inhabit fast, well oxygenated water and rapids. Stoneflies, both nymphs and adults, are not difficult to recognize because both have two short conspicuous tails. The nymph has a noticeable wing-case and the adult, when at rest, has wings that fold flat over their backs. Most stoneflies also have easily seen antenna as well.

Stonefly nymphs crawl from the water to hatch into adults and trout follow and feed on them in their movement to stream bank, vegetation, and rocks, etc.

In flight, stonefly adults remind the long rod angler of tiny helicopters. However, unlike a helicopter, the bug is a clumsy, lumbering flier. When the adults return to the water to deposit eggs they once more become food for fish.

Materials

Hook: Mustad C53S, size 10
Thread: 6/0 black
Tail: Black stripped goose biots
Rib: Small UTC black vinyl rib
Body: Wapsi black gnat Buggy Nymph Yarn
Antenna: Black stripped goose biots
Weight: .015 inch round lead free wire
Thorax: Black Life Cycle Nymph Dubbing
Wing-case: Wapsi black swiss straw



Tying Instructions

1. Debarb the hook and mount the hook in the vise. Start the thread directly behind and adjacent to the hook eye and lay down a neat thread base to a point directly over the hook barb thus establishing the rear thread hang point. At the rear thread hang point build a small thread bump with about 4 to 6 overlapping thread wraps. *The purpose of this thread bump is to cause the tail biots to flare out.* Tie the tail biots in one on each side of the hook shank at the rear thread hang point. The tail biots are tied on concave side out in such a way the bump flares the biots out. The tail length should be equal to the length of the hook shank. Bind the butts of the tails to the side of the hook shank. Cut away the excess tail butts.



2. At the rear thread hang point tie in the rib vinyl and the nymph yarn. Bind the rib and yarn tag ends to the top of the hook shank by wrapping the thread forward to a point 1/16-inch back from the hook eye thus establishing the front thread hang point. Cut away the excess tag ends of the rib and yarn. Form a thread bump at the front thread hang point and tie in the antenna biots in the same manner as the tail biots. The antenna length should be equal to 1/2 the hook shank length.



3. About 3/16-inch in back of the front thread hang point take 6 to 8 touching wraps of lead free wire toward the rear of the hook. This wire establishes the thorax area.



Stonefly Nymph (continued) . . . Jerry Giles



4. Cover the wire with a few crisscross wraps and turns of thread. Establish the mid thread hand point directly in back of and adjacent to the last rear wire wrap. In neat touching turns, wrap the nymph yarn forward to the mid thread hang point. Tie off the yarn and cut away the tag end. Wrap the rib vinyl forward in 5 or 6 evenly spaced spiral turns to the mid thread hang point. Tie off the rib and cut away the rib tag end.



5. Over the top of the thorax area tie on a 2-inch length of swiss straw. Sparsely dub the thorax area over the wire and straw tie on thread wraps.



6. Form the rear wing-case bud by laying your bodkin needle on top of the swiss straw at a point just short of the mid shank. Fold the straw forward over the bodkin needle and tie the straw down over the thorax area with 2 or 3 tight thread wraps. *Caution: Do not cut away the straw tag end.* Sparsely re-dub the thorax area including one or two turn of dubbing under the rear wing bud tight against the last wire wrap point.



7. Form the forward wing-case bud in the same manner as with the rear wing bud. Tie off the swiss straw between the thorax and antenna. Cut away the straw tag. Do not re-dub the thorax area. Make several neat tight tie-off thread wraps between the front of the thorax and antenna . Whip finish or half hitch the thread and cut away the thread. Cement the final tie-off thread wraps. Tease out the dubbing from the underside of the thorax.

Casting & Tying at the Club . . . Tom Regina

At the Thursday November 8 Bull Session, starting at 6:30 PM, the trout and inshore fly tying kits will be available for members and guests to use for tying flies of their choice. If you have a favorite fly you tie or a tying technique you use and would like to share your knowledge with us, please do a "show and tell" at the Bull Session.

At the Saturday November 17 clinic, starting at 9:00 AM, Jerry Giles will lead interested fly dressers in tying a stonefly nymph that incorporates several materials some may not be very familiar with. This will be a good opportunity to become acquainted with stripped goose biots, vinyl rib, nymph yarn, wire, and Swiss straw.

3/0 John Brand will not be available at the Saturday clinic for fly casting instruction and critique. 3/0 will be out west fishing with the president. Other capable fly flingers will be available to help you to improve your casting stroke, style, or technique. Come take advantage of their knowledge.

As usual, Russ and Jerry G. will feed us a mighty fine free lunch at the Saturday clinic. Russ and Jerry will grill tube stakes and serve them with appropriate fixins. In order to get your fair share of lunch be sure to get in the chow line ahead of Jay. . . . Tom Regina



Vacation Photos

Beautiful Gunnison River Brown - Do those look like Kevin's hands?

Travis' doorkeeper at Old Faithful



Landlocked Salmon from Art & Tom's Maine Trip



Jerry on the Madison River - where's the fish?



John with a Slough Creek cutthroat




John and Karen at Slough Creek second meadow - An umpteen mile hike



Different river Same question



John with a Slough Creek Cutthroat again

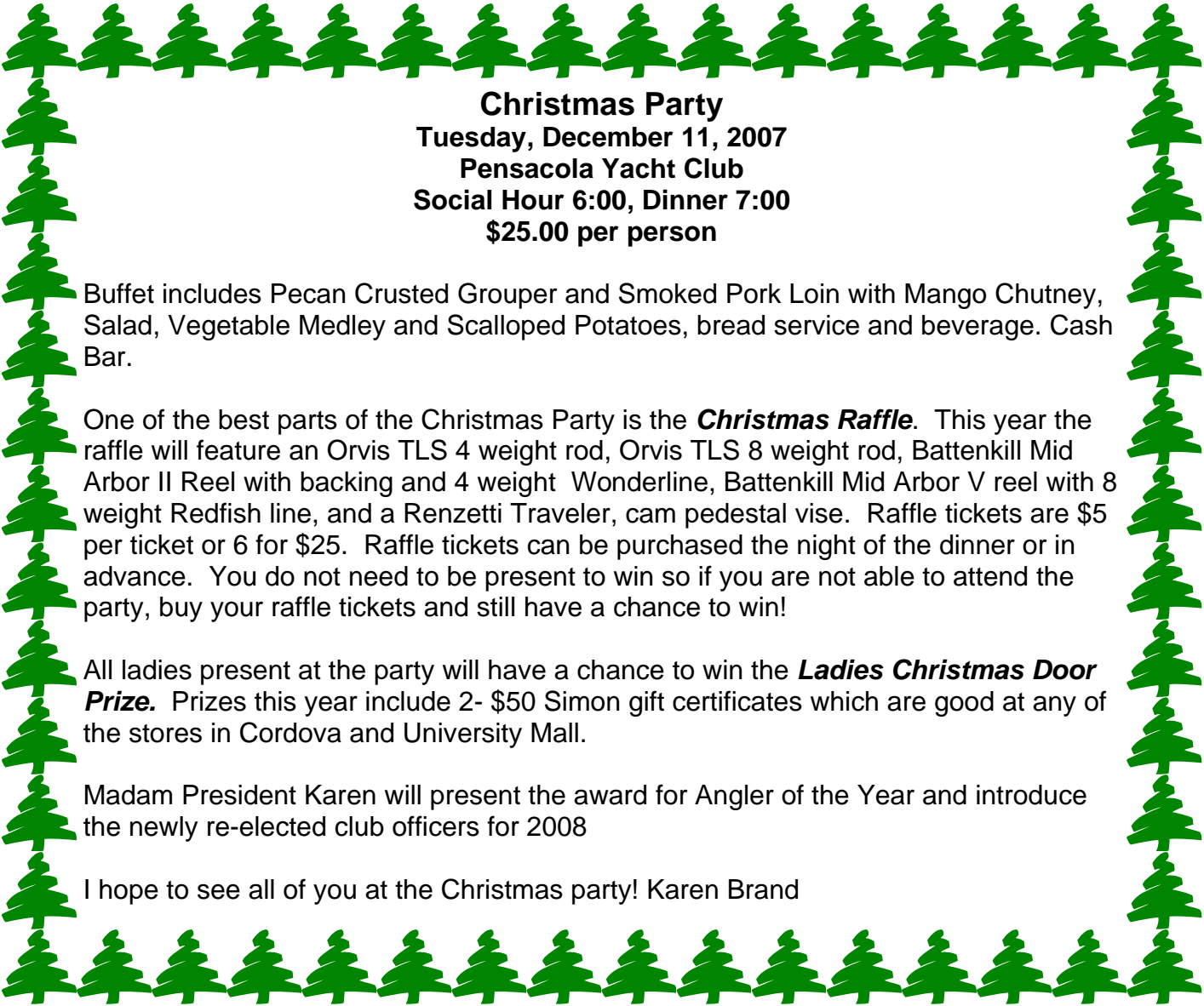


Why are Karen's always bigger?



Different river Same question





Christmas Party
Tuesday, December 11, 2007
Pensacola Yacht Club
Social Hour 6:00, Dinner 7:00
\$25.00 per person

Buffet includes Pecan Crusted Grouper and Smoked Pork Loin with Mango Chutney, Salad, Vegetable Medley and Scalloped Potatoes, bread service and beverage. Cash Bar.

One of the best parts of the Christmas Party is the **Christmas Raffle**. This year the raffle will feature an Orvis TLS 4 weight rod, Orvis TLS 8 weight rod, Battenkill Mid Arbor II Reel with backing and 4 weight Wonderline, Battenkill Mid Arbor V reel with 8 weight Redfish line, and a Renzetti Traveler, cam pedestal vise. Raffle tickets are \$5 per ticket or 6 for \$25. Raffle tickets can be purchased the night of the dinner or in advance. You do not need to be present to win so if you are not able to attend the party, buy your raffle tickets and still have a chance to win!

All ladies present at the party will have a chance to win the **Ladies Christmas Door Prize**. Prizes this year include 2- \$50 Simon gift certificates which are good at any of the stores in Cordova and University Mall.

Madam President Karen will present the award for Angler of the Year and introduce the newly re-elected club officers for 2008

I hope to see all of you at the Christmas party! Karen Brand

PICNIC



PHOTOS



Fishing Report... Captain Baz Velverton




The first half of October produced some excellent fall fishing. We had jack crevalle running the beach, cobia under the buoys, big schools of Spanish mackerel in the bay, and false albacore and even mahi mahi around the sea buoys. Close to the beach were schools of ladyfish up to four pounds with a few pompano scattered around to make things interesting. I staked out October 10 on a favorite gulf flat for two hours and watched thousands of ladyfish and two pompano come by. During that time I made two casts and landed one pompano...the first of the fall season on fly. A few days before my fly casters each landed jack crevalle... photos attached. The red tide started showing up on Oct 17 and then rain hit.

Since the rain I've been in the gulf twice and was pleasantly surprised at the conditions. Last Sunday all residual red tide was gone, and the water was beautifully green and clear to the east. There were huge schools of big ladyfish and a few redfish in the pass. We hooked and lost two pompano in front of Battery Langdon. To the west the water is trashed along Johnson's Beach and will probably stay that way until the big tides later this week. I'm hoping the increased flow will move the "iced tea" colored water out leaving us with good sight-fishing conditions. This is my favorite time of year to work that stretch of beach for pompano and jacks. The big question is what will happen to the mud plume in the bay?? Keep your fingers crossed that it doesn't make it to the gulf....Capt Baz



More Picnic Photos....Joe Higgins





NOVEMBER 2007

					1	2	3
4	5	6	7	8	9	10	
		Business Meeting 7 PM		Bull Session-Tying & Tall Tales 6:30 PM			
11	12	13	14	15	16	17	Clinic - Casting, tying gourmet lunch 9 AM
18	19	20	21	22	23	24	
25	26	27	28	29	30		