

Flies & Lies

NEWSLETTER OF THE FLYFISHERS
OF NORTHWEST FLORIDA
SEPTEMBER 2012

THE FLYFISHERS OF
NORTHWEST FLORIDA
PO BOX 1041
PENSACOLA, FL 32591
www.flyfishpensacola.
com

PRESIDENT

Terry McCormick
(850) 968-5928,
flycastsgt@hotmail.com

VICE-PRESIDENT

Jerry Giles
(850) 994-9946
flyfisherman1942@att.net

SECRETARY

John Fitzgerald
(850) 995-1412
jhfitzgerald@mchsi.com

TREASURER

Jay Brykczynski
(850) 232-7504
jaybryk@yahoo.com

NEWSLETTER

Jerry Aldridge
(850) 478-9255
jamayfly@yahoo.com

MONTHLY MEETINGS

Meetings at Miraflores Park
17th Avenue between
Belmont and LaRua

BUSINESS MEETING
1ST TUESDAY, 7 PM

BULL SESSION
2ND THURSDAY, 6:30
PM

CASTING & TYING
CLINIC
3RD SATURDAY, 9 AM

President's Message.... Terry McCormick

Summer is winding down and fall is just around the corner. And fall is my favorite fishing time of year. The Bull Reds start showing up, the air is cooler and the bite seems to get better. Many members start to return while other start heading for the mountains for autumn colors and trout. Others make their pilgrimages west. And now is the time to mark your calendars for the club fishing outing at Big Lagoon State Park. It will be Saturday October 27, from 8 am until.

I want to see you Tuesday night September 4 at 7 pm. There will be NO board meeting. I believe there will be many good fishing reports from near and far so show up for some good fellowship.




Tight lines and remember the tug is the drug, Terry

Around the Bay.... and Further Away



Tom and Jerry are at it again in Santa Rosa Sound. Tom caught the huge Spanish (over 30") and Jerry the nice trout

Larry Sisney sent these fine Montana photos taken on his recent western trip.



Board & Business Meeting, Fly Fishers Of Northwest Florida, August 7, 2012, President Terry McCormick, presiding

Board Of Directors Meeting: 6:00 P.M.

President McCormick asked for a volunteer to take the Food Committee Chairmanship, and Joe Higgins agreed to do that.

It was discussed and decided that the next club outing (fishing trip) would be held at Big Lagoon.

Kevin Gorby reported on his recent trip to Spokane, Washington, for a national Healing Waters conference. He outlined a plan for a class of veterans to learn flyfishing. The plan was discussed by the board.

Russ Shields said he proposed that we buy a gift certificate for John Fitzgerald in appreciation of the storage facility he provided during the recent minor renovation of the club house.

The board meeting was adjourned.

Business Meeting: Aug. 7th, 7:00 P.M.

President McCormick called the meeting to order, with fourteen (14) members present. Fishing reports were short, but not too sweet. Due to the heat and rain, the fishing has been spotty to say the least. Bill Parrish reported that the water in the bay is 86 degrees. Terry McCormick said that he has been doing O.K., on Clousers, taking a few in the salt, but nothing special to report. Joe Higgins had the right idea, saying that he has been taking his coffee and lawn chair to the sea wall on NAS, and enjoying the mornings. He said something about squid, but we think he was talking about some kind of fly.

Treasurer Jay Bryzinski gave the report of our finances and it was approved by the members.

Kevin Gorby outlined the plans of Healing Waters to streamline that program. He recently returned from Spokane, WA., where they held a national conference. He revealed that donors to the program could direct that all contributions be designated solely for a local area. He plans a local volunteer meeting to work out a local program, separate from the V.A., to teach fly fishing to the wounded vets. Russ Shields led a discussion regarding a course for Healing Waters participants.

It was motioned to buy a \$100.00, gift certificate for John Fitzgerald in appreciation of the storage facility he provided for the club during the recent renovation of the club house. Russ made the motion and Jay Bryzinski seconded. It was unanimously passed by the members present. Jay will get the certificate from Academy Sports.

It was announced that the Christmas Party will be on December 11th. Full plans will be announced at the next business meeting.

Bob Willice agreed to assume the duties of secretary, replacing John Fitzgerald, who resigned that post.

After awarding some excellent door prizes, including Pittsburgh precision fly tying tools, the meeting was adjourned. Respectfully submitted; Gerald Giles, VP, TS, FFNWF, (Vice-president, Temporary Secretary)

Ball and Chain Fly...Matt Wegener


As some of you may know, I'm heading back to my home state of Illinois this October to get married. She truly is the woman of my dreams as she lets me fish when I want and even bought me a kayak so I could explore the waters around Pensacola. Not only has she put up with my fishing addiction, but she has "allowed" me to incorporate my love for fly tying into the wedding ceremony in the form of giving our guests hand-tied flies as a wedding favor. I think this will be a neat addition to our special day, but now I have to tie over a hundred flies in less than 2 months! Last Bull Session I requested the help of some of the great fly-tiers we have in our club to make this job easier. I've already selected a few easy-to-tie flies that match the colors used in the wedding, but I wanted to come up with a fly that was unique and also fun for you guys to tie. While I was enjoying a free day at the bench, thanks to Hurricane Isaac, I developed the "Ball and Chain Fly". I'm not going to promise this wedding dress will catch fish, but it's a lot cheaper to tie one than it is to buy one!

Ingredients

| | |
|---------------|--|
| Hook | The cheaper the better |
| Thread | White flat-waxed nylon |
| Garter | Ultra chenille (color choice of the bride) |
| Tail | White marabou (any color can be used if this isn't her first time) |
| Body | Pearl/white craft cord |
| Head | Styrofoam packing material |



Instructions



Step 1. Lay down a thread base and tie in the ultra chenille above the knee (or the bend of the hook) to form the garter.



Step 2. Tie in 2-3 plumes of marabou to form the tail. Proper ladies should never show off their undergarments, so be sure to use enough marabou to hide the garter.



Step 3. To form the head, tie in a 1/4" strip of Styrofoam packing material at the eye of the hook; facing away from the hook point. Notice how the thread base is used to form the "curves" of the bride. 6/0 thread can be used if you desire less lady-lumps.





Step 4. Fold the Styrofoam packing material back over itself to finish forming the head.



Step 5. To form the body, wrap the craft cord tightly around the hook shank being careful not to overlap each wrap. Tie off above the bosom and trim so that 1" of craft cord is left to form the right arm. Then tie another 1" piece of craft cord on the opposite side to form the left arm.



Step 6. Whip finish to complete the fly and be sure to take her somewhere nice for the honeymoon!



SEPTEMBER 2012

| Sun | Mon | Tue | Wed | Thu | Fri | Sat |
|-------|-----|-------------------------------|-----|--|-----|--|
| | | | | | | 1 |
| 2 | 3 | 4 Business Meeting 7 PM | 5 | 6 | 7 | 8 |
| 9 | 10 | 11 | 12 | 13 Bull Session-Tying & Tall Tales 6:30 PM | 14 | 15 Clinic - Casting, tying, gourmet lunch 9 AM |
| 16 | 17 | 18 | 19 | 20 | 21 | 22 |
| 23/30 | 24 | 25 | 26 | 27 | 28 | 29 |