



Flies and Lies

June, 2026

President's Corner

First things first, I owe the club an apology for my absence this past month. I let our business meeting and "bull session" pass by without my attendance (not that it is needed but a president should be present). Second, I owe a big thank you to those who have stepped up in my absences. I'll do better this coming month. Speaking of which, our business meeting jumps right at us and will be June 2nd. The fishing is heating up with the summer temps so I am sure there will be lots to discuss beforehand.

Richard Montgomery
President

The Annual Guide-Trip Raffle is Back!

At our business meeting on Tuesday, May 5th, the Board of Directors voted unanimously to continue one of our club's most popular traditions. For the third consecutive year, we are offering an incredible opportunity for two lucky members to win a half-day, all-expenses-paid guided fishing outing in local waters!

The club covers the full cost of the trip, including the guide's gratuity. The two winners will get to coordinate directly with the local guide to choose a date and time that works best for them.

The rules are simple: you must be a club member with paid up dues and be present at the meeting for the drawing. Two people will be chosen by lottery and they can choose the time/date they would like to go in coordination with their guide. Don't miss this opportunity; attend the June business meeting!!

Casting and Tying at the Club

Club Meeting Tuesday, June 2, 6:30

In addition to the business meeting, Steve Hofmann will give a presentation on the "Best of Hofmann's Fly-Fishing Trips in Montana and Wyoming. Last, there will be a drawing for 2 members to go on a half-day guided trip. *You Must Be Present to Win the Trip!*

Fly Tying Thursday, June 11, 6:30

Jojo Bulan will be leading us in tying his Hollow Fly. This is based on some techniques from Bob Popovics to make a bulkier looking fly.



Clinic Saturday, June 20, 9:00 AM

There's another chance to tie Jojos Hollow Fly and get some casting tips and coaching. The lunch is still TBD.

Upcoming Events

Learn to Fly Fish with Dad

Project Healing Waters is teaming up with Navy MWR (Morale, Welfare, and Recreation) to host a Father's Day Fly Fishing Clinic, and we need your help!

This is a fantastic opportunity for our members to give back, share our passion, and support local military families. Healing Waters will be running fly-tying demonstrations, and club members are needed to provide some hands-on fly-casting coaching.

Event Details:

Date: Saturday, June 13

Time: 11:00 AM – 1:00 PM

Location: Ski Beach, NAS Pensacola

If you are available to help coach, tie flies, or just support the event, please join us! Your time and expertise make a huge difference.

You will need a DoD ID card or escort to get to this section of the base. For more details, see the MWR Facebook page at , <https://www.facebook.com/events/951223007793177>

June 2026



Sunday	Monday	Tuesday	Wednesday	Thursday	Friday	Saturday
31	1 Healing Waters 9:30 am	2 BOD Mtg 5 pm Business Mtg 6:30 pm	3	4	5	6
7	8 Healing Waters 9:30 am	9	10	11 Bull Session 6:30 pm	12	13 Healing Waters: Fly Fishing at Ski Beach 11:00 to 1:00
14	15	16	17	18 Community Fly Supply Fly Tying Night 6:30 pm	19	20 Clinc 9:00 am
21	22 Healing Waters 9:30 am	23	24	25	26	27
28	29	30	1	2	3	4
5	6	Notes				

Project Healing Waters

By Mick Milo



May was a somewhat busy month for the Healing waters crew.

First, we sponsored a table display at the FFI Gulf Coast Classic Flyfishing Exhibition held on May 1st and 2nd in Gulf Shores. The Classic highlighted local vendors, outfitters and Master Fly tyers from the region. There were a variety of very informative seminars and workshops available to attend. If you were unable to make it this year, I highly recommend that you visit next year.



The main event for the month, however, was our "scavenger hunt/fly tying contest/cookout" event held at Blackwater River State Park on May 11th. We turned our "scavengers" loose into the forest to find any natural materials with which they might tie a fly. They used those "natural" materials to tie a fly for the judged competition. I was amazed at the creativity exhibited by our tyers. All of the flies entered were certainly unique and very interesting. Jeremy Anderson won the competition with his "Woody Grasshopper" fly.



All participants agreed that we should definitely make this a regular annual event.

(Photos: Rex Green)

Business Meeting

The May business meeting is recapped in the attached meeting minutes. The meeting also featured a presentation by Bob Korose on his Peacock Bass Fishing in Brazil.

(Photo: Jay Brykczynski)



Fly Tying and Clinic

Bob Korose led us through tying the UV Resin Glass Minnow this month. Since the fund-raiser was delayed until October, we had two chances at getting the eyes on straight and keeping them from sticking to our fingers.



There also was quite a bit of interest in casting. We were lucky to have Terry and Jeremy coaching.



We finished up the morning with Jay's Polish Stew. This was quite a treat and everyone enjoyed it.



Fishing Reports

By Captain Richard Montgomery

Well, it finally happened, the fish are here! Here and gone, the big Spanish that is. Ladyfish of all sizes are here, Snapper and Bluefish are here, Speckled Trout are here and average size Spanish are here. I guess the Speckled Trout never left, they just did their winter deep water thing. But they are back on the flats. Back to the ladies and blues, one of my clients had to call "Uncle" on the Ladyfish, asked me to move on! The Ladyfish, Bluefish, and now mid-size Spanish have been falling for a green over ivory bone hard-body popper. I sure wish I could remember where I purchased that fly! I'm sure the typical Clousers and mylar flash flies have been working, but for me there is nothing like the top water explosions around a popper. If you are work grass flats use the standard Clousers, Deceivers and EP minnows, tan and white seems to be the color.

Bigger specks and redfish can be found in the shallows on the right tide and wind conditions. However, the sight fishing has been tough over the past week, can you wind, wind, wind, then rain.

One of Baz's clients with a fine example of our standard redfish. Even with cloud cover they can be caught; it just takes patience and practice.



By George Norton

Little Red River Arkansas.

Terrible weather and no trout for three days then on day four they caught fire. Changed flies every two trout and they wanted them all from classic streamers to a dry elk hair caddis. All wade fishing below the dam in the catch and release area. Stayed at Lindsey's Resort that has been updated and would highly recommend with a variety of accommodations. Next went to the Shangri-La Resort. Waded shoreline inlets for panfish and a Spotted Bass and the SW branch of the Ouachita River.





Pensacola

It has been Spanish Mackerel and big ladyfish at the Pass on flies from the Joe Brooks Blonde to the Lightbulb and the Flash fly -- all club flies. Inside there were a few small specks and lots of chunky bluefish.



Fly of the Month: Jojo's Hollow fly

By Jojo Bulan

Bob Popovics originated this fly. It is a tying technique rather than a particular pattern. He created it to make a bulky looking fly without putting too much material. You can use the same technique and use synthetics. Synthetics just don't flare as much. You can use the same trick to make good squid patterns.



Materials:

Hook: Big Game MS 100 size 3/0

Thread: Mono






Eyes: 1/4" Gold Tabbed Eyes from FTD coated with E6000 glue

Tail: Grizzly Saddle Hackle over bucktail with regular Krystal Flash

Body: Bucktail with Fire Flash (Pearl and Chartreuse)

Steps:

1	A fly-tying vise holding a hook with a small amount of yellow bucktail material attached to the bend.	Tie your mono thread to the bend of the hook, put a drop of super-glue. Take about 20 strands of bucktail, color of your choice, and secure to the top part of the hook. This serves as the stiffener for the saddle hackles.
2	A fly-tying vise holding a hook with a pair of saddle hackles and 4 strands of regular Krystal flash added to the near side.	On top of the bucktail, tie in a pair of saddle hackles (staggered) on the near side then do the same for the far side. Add 4 strands of regular Krystal flash here, half on the near side and half on the far side. Wrap thread forward and super-glue.
3	A fly-tying vise holding a hook with 4 strands of regular Krystal flash added to the far side.	Add 4 strands of regular Krystal flash here, half on the near side and half on the far side. Wrap thread forward and super-glue.
4	A fly-tying vise holding a hook with about 20 strands of bucktail tied in with two loose wraps.	Tie in about 20 strands of bucktail with tips pointing toward the hook eye with two loose wraps. Use your thumb to spread the material evenly around the hook. Then do about five tight turns immediately on top of the loose wraps.

5		<p>Your bucktail is going to flare up. Stroke the long fibers backward and move your thread forward.</p>
6		<p>Build a dam of thread here. This is what locks the fibers in. Don't wrap over the bucktail as this would flare it back down.</p>
7		<p>Add your Fire Flash here(I used 3 pcs (halved) of Pearl in this example). Advance your thread forward about 6 to 8 turns. Superglue the wraps.</p>
8		<p>Repeat step 4--7 but add your Chartreuse Fire Flash advancing the thread with 5 turns.</p>
9		<p>Repeat step 8 but without any flash. After advancing the thread, use a bucktail with different color for the head (I used red, Bob Popovics likes to use the brown part of his bucktail).</p>
10		<p>Tie in the tabbed eyes then whip finish. Take the fly off the vise and coat the eyes with E6000 using your bodkin.</p>

FFNWF General Meeting Minutes May 5, 2026

By George Norton Club Secretary

1830: The Vice President called the meeting to order with the pledge of allegiance.

Treasurer's report: Income from dues, beverage sales and miscellaneous less expenses for fly tying materials, clinic food, pastries and restocking beverages left a healthy balance. Russ and Mitch approved the TR.

Membership: our numbers are way down from last year according to Dave H. As of May 5th, we have forty-one members. Ten honorary, twenty-five regular and six associate. Dave will call or email past members who haven't paid their dues and ask why they have dropped their membership. While our regular members' numbers are way down, our disabled veterans program numbers are way up and thriving and we had a large 101 class.

Our Annual May Fund Raiser has been postponed until October due to a lack of donated items. Please start bringing in items to donate. Russ made a motion to donate all money to the regular club's members' ledger, unless a donated item is specifically marked for the veterans whose budget is flush. The motion passed unanimously. The club would like the Hoffmann's to catalogue the donated inventory and Gary P will be our auctioneer.

Community Fly Shop in Gulf Shores is the closest fly shop. Tarpon Bob advised they will have a surf fly fishing tournament on May 30th Russ made a motion to make a \$50 sponsorship which will feature our club logo (the redfish) on their tournament tee shirts. Mitch seconded it.

New Business. New A/C for our meeting room was installed.

A drawing in June for a free guided trip for two will be held at the June meeting. You must be a paid-up member and be present to be eligible.

1920: Russ voted to adjourn the general meeting.