



Steel Town News



Editor: Lory Husar - contact@steeltowncorvetteclub.com

December 2025



Submitted by: *Perry Minnis*

From the Prez:

As I look back on 2025 (WOW!, I am going to have to start using 2026 soon - unbelievable!), I am so pleased with the remarkable schedule of STCC Events that took place, and the many Members who attended each event. We had many "New" members step up to lead meetings and cruises, and I am sure they were very grateful that *you* were present. While going through the photos of this year's events, I couldn't help feeling a sense of satisfaction knowing you, our loyal Members, overwhelmingly participated in and enjoyed these activities. We hope you are starting *now* to plan for an even better schedule next year. We know you will make Dave Seibel very happy if he can fill his Events Calendar with even more trips in 2026!

Remember, we still have some great Events/Meetings on our 2025 schedule: The Annual combined **Christmas and Awards Banquet** will take place at **Rockefeller's Grille, 1833 McKees Rocks Road, McKees Rocks, PA 15136, on Saturday, December 6th**. Check the newsletter for details.

The December **Cookie Exchange/Ugly Sweater/OOPS Award** Member Meeting will be held at **Al's Café on Tuesday, December 16th**. Al's is located at: 435 McMurray Road, Bethel Park, PA 15102.

We look forward to seeing all of you as we close 2025 out with a bang!

Finally, the STCC Board would like to wish each of you a very safe, healthy, and happy holiday season.

Merry Christmas, Happy Hanukkah, and a Happy New Year.

Thank you all, *Perry*

2025 STCC Calendar

December 6	Christmas/Awards Banquet – Rockefeller’s Grille, McKees Rocks	Rick & Marion Tartaglione
December 16	Member Meeting: – Al’s Café -- Cookie Exchange/Ugly Sweater/OOPS Award	Chris Fiedler

Remember to read THIS schedule thoroughly each month for additional events!

If you have an idea for an additional Event/Cruise throughout the year, please contact Dave Seibel at contact@steeltowncorvetteclub.com.



Steel Town Corvette Club 45th Annual All-Chevy Show – Sunday, July 26, 2026

Next year's event will be held outdoors at the
Bridgeville Volunteer Fire Department
 370 Commercial Street, Bridgeville, PA 15017
 One mile off I-79 at the Bridgeville Exit 54 or
 Heidelberg/Collier Exit 55

Sponsored by Colussy Chevrolet
*Celebrating 107 years as the oldest family-owned Chevrolet Dealer
 in the country!*

*Save
the
Date*

Special Celebrations:

December Birthdays

1 – Cheryl Malone
2 – Al Hogan
2 – Sean O'Rourke
3 – Lisa Dudkiewica
4 – Terri Erickson
4 – Cherie Sears
7 – Jon Pavlakovich
8 – Michael Dodson
10 – Paula Lewis
15 – Rich Saccani
16 – Michael Chmiel
16 – Ron Dakan
17 – Dave Alvarez
17 – Chet Szymanski
18 – Joe Fossati

December Birthdays (continued)

21 – Steve Tadolini
21 – Johanna Thomas
24 – Jack Greenberg
26 – Jim Henry
27 – Todd Whiteman
28 – Jim Larkin
29 – Nicole O'Rourke
30 -- David Dudkiewicz
30 – Jenny Fetcko
31 – Jim Rozum

December Anniversaries

10 – Mike & Cherie Sears
11 – Terri & Ron Dakan
11 – Allen & Adrea Fiedler



By [Mick Yarina](#), Points Chairperson

What are points and how do you earn them? The Point System is designed to acknowledge the members who have been most active in supporting our Club. The point system is rather straightforward, rewarding those who show the most Club enthusiasm and those who are involved in making the Club a success. The Club year runs from November 1st to October 31st. The Board of Directors assigns point values for various levels of participation in the club during that period. Members can even earn points when they receive awards at car shows. Board members (including alternates) and their spouses are excluded from point's awards. Since the members who have earned the most points are honored at the annual Awards Banquet Christmas party, there will not be a Tally this month of the points leaders.





Steel Town Corvette Club Honors Veterans in Pittsburgh Parade


November 8, 2025


The Pittsburgh Veterans Day Parade was held on Saturday, November 18, and the Steel Town Corvette Club proudly participated with eight members' cars representing our club. A few members tossed candy to parade goers, delighting the kids who scrambled to scoop up the treats. Thanks to the generosity of Randy and Becky Baker, several lucky spectators also received commemorative 2025 STCC All-Chevy Show t-shirts. And of course, Batman was once again a big hit!

I remember participating in this parade with the club a few years ago when I overheard a spectator ask what Corvettes had to do with veterans. As I drove this year, that comment came back to me—and I realized the answer is deeper than it might seem. Yes, we participate to honor and show our respect for veterans, but it's more than that. Among the cars represented this year were a veteran, a spouse of a veteran, a father of a veteran, two sons of veterans, and a daughter of a veteran. We're not just a car club in a parade—we're associated with veteran community.

A heartfelt thank-you to everyone who participated this year and helped show our club's support for those who served.

Thank you to all Veterans!





Operation Homefront Returns with Annual Holiday Meals for Military, Offering Essentials for a Traditional Holiday Meal.

Submitted By *Jo Post*

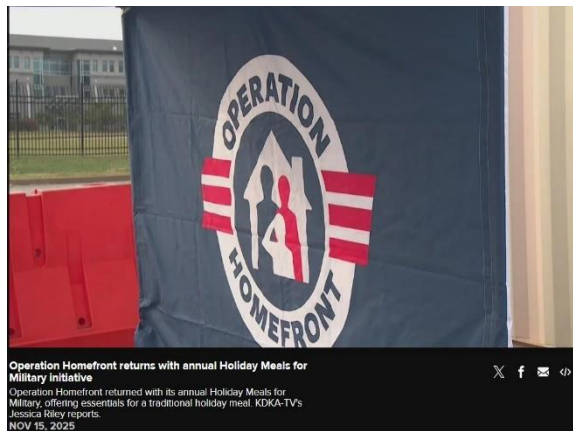


This is a public video of the Thanksgiving event with Operation Homefront for our area. We don't participate in this one, but The Back-to-School Event (backpack donations) and the Christmas Toy Drive with Commissary Gift Cards are very similar to this one. I thought all of you would like to see firsthand the joy and appreciation for all that you do!!!

Thank you from the bottom of our hearts!!

Jo Post and Wayne Anderson

contact@steeltowncorvetteclub.com



To watch the video of "Operation Homefront returns with annual Holiday Meals for Military initiative" (approximately 2:08 minutes long):

- Place the cursor anywhere on the URL below.
- Hold the CTRL key & CLICL your Mouse key.
- You will see a short ad first and it will automatically start the video.
- When the Video is done, please press the BLACK "X" in the OPEN TAB at the top of the screen to close the Video. (otherwise PTL will continue with the next session in the episode).

<https://www.cbsnews.com/pittsburgh/video/operation-homefront-returns-with-annual-holiday-meals-for-military-initiative/>



KDKA Turkey Fund

Submitted By:



It's that time of year when STCC is happy to be able to make its annual donations to the local charities we support. The first in the series of donations is the KDKA Annual Turkey Fund. The KDKA-TV Turkey Fund is a partnership between PNC Bank and the Greater Pittsburgh Community Food Bank. The KDKA-TV Turkey Fund has provided Thanksgiving dinners for our neighbors in need for over 40 years!

What makes our donation even more valuable is the fact that any donation of \$50 or more made will be matched by PNC up to \$75,000. All the money raised will be distributed throughout the KDKA-TV viewing area in partnership with Greater Pittsburgh Community Food Bank and its network of agencies, partners, and programs.

The STCC Board of Directors unanimously approved a \$1,000 donation to the KDKA-TV Turkey Fund for 2025. With the PNC match, our donation becomes \$2,000 all of which will be used to provide thousands of meals to needy families. We are pleased to be a part of this wonderful effort and we thank PNC and the staff at KDKA for the wonderful work they do in attempting to make sure that as many families as possible will be able to have a substantive meal during the holidays.

We submitted STCC pictures of our club members who attended the donation and pictures of some of our cars to KDKA as well as my live interview by a KDKA reporter which were shown live on the November 18th PTL (Pittsburgh Today Live) Channel 2 broadcast.

This year's presentation was unique in that we had our photo-op at the KDKA studio in Gateway Center, downtown Pittsburgh. Historically, we have completed the photo-shoot and check presentation at a PNC location. The Board members participating in the photo shoot were Dave Oreski, Perry & Gail Minnis, Dave & Carol Seibel, Eli & Beverly Zorich, Lory Husar and Frank Holby. After the photo shoot we all traveled to a local restaurant for breakfast and great conversation.

I then went to the PNC Branch office at South Hills Village and presented our *actual* donation check to the branch manager, Mr. Steven Zielen. The picture below captures our check presentation to PNC.

I know I say this often, but it deserves to be repeated, **be proud people**. We can help these folks in need because of your efforts in helping make our fund-raising events such a huge success.





LET'S HEAR IT FOR SANTA'S KIDS!

Message of Appreciation -- 2025

Submitted By: Chris & Paula Fiedler



Our Annual STCC Charity Event was held on Tuesday, November 18th at Al' Café in Bethel Park. This year, as in past years, we donated to the **SANTA'S KIDS Charity Organization**.

We had a great turn-out of 60 Steel Town Members, plus Jim Johns and four other officers from Santa's Kids - including our very own Pittsburgh announcer, **Mr. Bill Hillgrove**, who is the chairperson for Santa's Kids.

Thanks goes out to the following who kindly donated items for this year's auction:

Susie Young, Chris & Paula Fiedler, Rick & Marian Tartaglione, Dave Oreski, Karen Buell, Ron Stout, Dave & Carol Seibel, Paula & Troy Lewis, Patty Churilla, Gail & Perry Minnis, Butch & Joanne Kowiatek, Lee & Betty Marks, Lory Husar, Mark Schneider, and Eli Zorich

We thank the following folks who bid on and won some very nice items:

Joan Krismauch, Perry Minnis, Dick O'Rourke, Sean O'Rourke, Dave Seibel, Jo Post, Frank Holby, Troy Lewis, Mark Schneider, Mick Yarina, Paula Lewis, Bill Engler, Eli Zorich, Cindy Fickley, Craig Staffer, and Dave Oreski.

For those holding a winning **raffle** ticket, a choice had to be made as to which prize item to select from the many displayed on the raffle table.

Thanks to our elves, **Rick Tartaglione, Dave Oreski, Perry Minnis, Frank Holby, and guest, Lynn Eismann.**

Several participated with a monetary donation, which was greatly appreciated.

The board will provide the total results once everything is tallied. Appreciation to all who supported this very important club charity. ***And in keeping with our motto:***

NO CHILD SHOULD BE WITHOUT CHRISTMAS “

Merry Christmas and Happy New Year

Chris & Paula Fiedler



If you participated and do not see your name, please accept our apology!





Vettes for Vets Christmas Sparkle!



Submitted By: Jo Post



Two vans full of Christmas joy for the children of our deployed service members in need were collected last year!!! ***Lets' do it again!!*** I'm starting the toy drive at the September thru the December meetings. If there is a meeting or cruise that I can't attend, please give your toy donations to Eli & Bev Zorich *or* Dave & Carol Seibel. They are incredibly helpful with the Vettes for Vets collections. Our service members appreciate each and every toy you donate.

If you prefer to donate money for me to purchase the toys myself, that's fine too. I watch for sales and get a military discount, which allows me to maximize the number of toys for the money.

Thank you again for all you do for our military families in need!!

Jo Post

contact@steeltowncorvetteclub.com



(2024 Toy Collection)



VETTES for VETS

Submitted By: Jo Post



I have started collecting toys for the children of deployed service members in the Pittsburgh area again this year - September thru December - to deliver to Deb Krall, coordinator at Operation Home Front. See details in number 3 below. Our Board considers and donates money for commissary gift cards to ensure that the families of deployed service members, who are in need, will have a Christmas meal with all the trimmings. For those of you who would rather not shop, I accept donations and shop for you..

Additionally, there are several ways that individuals can contribute that will help our military families immensely. Currently, listed below are *four* of the most pressing ones...***Let's roll on this!***

1. ***To help our wounded warriors:*** Just continue bringing your old cell phones to the next meeting. I will ship them to our partner recycle company, with all funds to be sent directly to The Wounded Warriors Project.
2. ***To help our deployed troops relax a little with a good movie, when they have off-duty time:*** Just bring DVDs – used or new. They will be given to our service members before deploying, by Deb Krall, Operation Home Front coordinator.
3. ***For the children:*** Bring a new, unwrapped toy for any age child, newborn up to 17 years old, or you can donate a cash amount for someone to shop for you. **Normally, at a special function, the children will be entertained while the Operation Home Front parent chooses a toy for each child, in another room, that can be used as a Santa gift or as a gift from them, determined by that parent's need. Once again, due to COVID, toys will have to be sorted and delivered individually, so please donate early.**
4. ***Backpacks:*** New empty ones, any kind for the **Back-to-School Event.**

Now we have four great reasons to clean out a few drawers, and contribute some much needed support to our troops. Please bring the items to our monthly cruises or meetings, I will do the rest. If for some reason I'm not in attendance at an event, please **give them to Carol & Dave Seibel or Eli & Beverly Zurich. They'll get them to me** - I'll do the rest. I can also meet individually to pick up toys, if you are unable to attend cruises or get-togethers right now. Thank you again for all that you do to help others in need!!

Jo Post Cell: contact@steeltowncorvetteclub.com



Steel Town Corvette Club *Cordially invites you to our*

Annual Christmas Party & Awards Banquet

Saturday 12/6/2025 6 P.M. to 11 P.M.

Where: Rockefeller's Grill Banquet Hall in Kennedy Square
1833 McKees Rocks Road 412-403-3317
McKees Rocks, PA 15136

Please **submit check and submission slip** below by **11/15/2024**

to Marian and Rick Tartaglione at a meeting or Mail to: 107 Doray Drive, Pgh, PA 15237

Details:

Cocktail hour 6 p.m. to 7 p.m.

Dinner Buffet Served at 7 p.m.

Mixed Greens Salad & Freshly baked rolls served at the table,

Buffet features:

Chicken Romano, Baked Scrod, Beef Tenderloin with mushrooms in au jus,

Green Beans Almandine, Baked Penne.

Included freshly brewed coffee/decaf/assorted teas, freshly brewed iced tea and fountain drinks,

Cash Bar featuring Top Shelf liquor/Wine and Beer

Dancing with DJ Rick Wirth following Awards Presentation

Door Prizes *** Favors**

Price: \$25 per person or \$20 per person if paid by 10/10/2025

(no exceptions)

clip below and return with your check **payable to STCC**

Payment Must be received no later than 11/15

Name(s) of Guests

Amount paid/Cash or Check #

Date

Please print and return form with check or cash.

Nut Crackers in Steubenville, OH Festival of Lights at Oglebay, WV

Submitted By: *Dave and Carol Seibel*

On Saturday December 13th, 2025, the club is organizing a final cruise/drive for the season. We plan to meet at 12:00 pm in the parking lot at the front of "Thai Foon" restaurant, 1950 Settlers Ridge Center Drive, Pittsburgh PA 15205. This is Settlers Ridge Shopping Center in Robinson at the opposite end from Giant Eagle.

The Shopping Center is off the Parkway West at Exit 61. Stay in the middle lane. At the Red Light, proceed up the hill, make a right at the Stop Sign. Parking lot is on right side.

We will leave the parking lot at 12:30 pm and get back on the Parkway and take Exit 60A to Weirton and drive to Steubenville, OH to walk around the Nut Cracker Village among the Life-Size Nut Crackers, shops, and venders selling all kinds of Christmas ornaments until 3:00 pm.

At 3:00 pm, we will drive down Route 7 South to Wheeling West Virginia and stop at Generations Restaurant & Pub, (338 National Road, Wheeling, WV 26003) for a late lunch/early dinner.

After eating, we will proceed to Oglebay's Festival of Lights and drive through a Wonderland of Lights and Displays for the Christmas Spirit. Also, you may want to stop for a Lazer Show or see the animals in their Zoo or see an awesome train set up. These are options you can do or just ride around for the lights.

If you're interested, please text/email me so I can keep track of members for Lunch/Dinner. Again, date of event is Saturday, December 13th, meeting at 12:00 pm and leaving at 12:30 pm.

Please contact Dave Seibel at contact@steeltowncorvetteclub.com



STCC Salutes Our Veterans!

Submitted By: [Lory Husar](#)

Anderson, Wayne

Dec 1962 - Dec 1964
US Army
Grade SP4 E4



Childers, JR. Bill

1996 – 2004
US Army Reserves
Operation Enduring
Grade 3 Captain





Conwell, Rick

Jun 1965 - 2023
USAF, Air National
Guard & Air Force
Freedom Reserves
171st Air Refueling Wing
Lieutenant Colonel (DR)
Deputy Liaison Officer
Director



Coppola, George

Jun 1967 – Jun 1971
US Coast Guard
Brown Water Navy
Vietnam



Gilligan, Dan

1969 -1973
US Coast Guard
USCGC Rockaway,
USCGC Spenser,
International Ice
Patrol



Husar, George

1976 -1979
US Army
Company C – 547th
Combat Engineer
Battalion (Blaster)
Darmstadt, Germany
Sargeant E5



Kern, Gene

Sep 1968 -Jan 1976
US Air Force

Molokach, Joe

Feb 1968 -Aug 1971
US Air Force
Korat Royal Thai MFB



Nardoizzi, Dave

1988 – 2014
US Air Force
C-130 Pilot



Nardozzi, Susie

1990 – 1998
US Air Force
Nurse

**Robinson, Jack**

1965 – 1971
US Army

**Stout, Ron**

1977 - 1971
US Army

Szymanski, Chet

1977 – 1983
US Army
US Army National Grd

**Sears, Mike**

1976 – 1994
US Navy
Persian Gulf,
Dessert Storm
(1991)
Lieutenant
Commander

**Stiefvater, Ed**

Oct 1968 – Sep 1970
US Army
Vietnam
378th Maintenance
Support Company
Repaired Generators
& Air Conditioning



Ugly Sweater / Cookie Exchange / Oops Award December 16th, 2025

Submitted By: *Chris and Paula Fiedler*



This year's annual Ugly Sweater Challenge and the **“What the ##??) was I thinking”** award meeting will be held at Al's Cafe in Bethel Park, on Tuesday **December 16th**.

Join us for a really, fun night. We will be awarding prizes to members who participate in the Ugly Sweater contest - Find your Ugliest/Gaudiest Christmas sweater and wear it to the meeting. An impartial judge will view each sweater and determine the first, second, and third place winners.

Along with the Ugly Sweater Contest, Chris will once again sponsor the **“What the (\$\$##) was I thinking award**. Chris and his elves have been keeping track all year of members “goof ups”, and only he knows who the winning candidates are this year. This is all in good fun. Be careful, no one is safe!

Additionally, we will have our **cookie exchange**. If you have a favorite recipe, bake up a batch and bring them to the meeting. Bring a container and select what you want to exchange for your cookie donation. Remember, put your diet aside and go for it.

So, we should have a fun December Meeting. Here's wishing you all a great holiday and a safe and Happy New Year.

Chris & Paula Fiedler





ANNUAL OLDIES DANCE



OPEN TO THE PUBLIC

MARCH 28, 2026

7:00 P.M. — 11:30 P.M.

CHARTIERS ROOM

BRIDGEVILLE FIRE DEPARTMENT

370 COMMERCIAL STREET

BRIDGEVILLE, PA 15017

If you like to dance, listen to oldies or just visit with friends, this is the place to be. For just \$40.00 per person, you get a dinner buffet, set-ups (BYOB), snacks and beer. Music will be provided by DJ Jake Werkmeister and there will be a Chinese Auction.

Seating is limited and reserved under your party's name so get your tickets early. Tickets must be pre-paid and are non-refundable. Must be 21 or older to attend.

For tickets or questions contact Dave Morgan (412-215-1867)

These Are the Only Road Legal Headlight Colors in the US

Submitted by: [Carol Seibel](#)

JALOPNIK BY [CHINO ORTIZ](#) NOV. 8, 2025 5:25 AM EST



For all the color choices available to car buyers, your headlights remain painfully simple. White and yellow. Yes, that's it. Can't use the colors on the rainbow except for yellow. Every glowing beam on an American road is beholden to the same two hues, and that's no accident. According to Federal Motor Vehicle Safety Standard (FMVSS) No. 108, regulated by the National Highway Traffic Safety Administration, headlights must emit white or "selective yellow" light for safety and standardization.

The idea is as old as the automobile: Consistency saves lives. Early 1880s motorists used the very first headlights, before the light bulb was invented. They were acetylene (carbide) lamps that glowed yellow and weren't safe — they could leak and explode. In 1898, the first electric headlamp was used in the Electric Vehicle Company's Columbia, a pioneering battery-powered vehicle.

Then came the evolution to halogen lamps, xenon or High-Intensity Discharge lights, and the modern Light Emitting Diode (LED) lights. Amber-colored lights were standardized for signals and hazard markers since their warm tone stands out from white, improving reaction time in poor conditions.

So, while modern cars can practically drive themselves, the light ahead of you is still bound by the logic of clarity and tradition. Because when you're moving at speed, the last thing you need is a light show.

The trouble with color: Modding, enforcement, and what's not allowed

Penalties vary, but most states can issue fix-it tickets, inspection failures, or fines for illegal headlight colors. For instance, in Tennessee, it's a Class C misdemeanor to violate the white-or-yellow color requirement. And in 2018, a \$50 penalty was imposed there for not keeping headlights a standard color.



Of course, there's always someone who thinks "rules" are just mild suggestions — especially in the world of car mods. Enter the enthusiasts fitting RGB halos, demon eyes, and tinted daytime running lights. These are the same people who think underglow lights are lit and legit (often they're not). As long as they have white or yellow headlights per FMVSS 108, there will be no problem at all.

Colors like blue, red, and green are explicitly banned because they mimic police and emergency lights, which can lead to confusion or a citation that hurts worse than a burned-out ballast. Even white LEDs that give a hint of the blue spectrum have come under scrutiny. Well, they're not really blue; it's the color temperature (which runs about 5,000 to 6,500 Kelvin, or 8,540 to 11,240 Fahrenheit) that gives them a blue appearance.

When it comes to headlights, even the wildest modder has to bow to the law. White or yellow for seeing. Amber for signaling. Everything else? Keep it for the car show. Because on public roads, light isn't just about looking cool. It's about making sure everyone survives.

Can You Use Windex on Car Windows?

Submitted by: [Leif Erikson](#)

JALOPNIK

BY [ALVIN REYES](#) NOV. 4, 2025 1:05 PM EST



Your car's windows and windshield are among its hardest parts to clean. Auto glass is clear, for starters, and using the wrong cleaning products could introduce streaking and affect driving visibility. The original Windex glass cleaner seems fine for cleaning exterior glass because it contains ammonia, a potent solvent that evaporates quickly, making it unlikely to leave streaks on the windows and windshield.

However, the fumes and strong odor could irritate the skin, eyes, throat, and respiratory system of vulnerable users. And since ammonia is a solvent, it can prematurely degrade window tints, causing them to fade, crack, or discolor with repeated exposure, making it unsuitable for cleaning interior auto glass. Moreover, glass cleaners with ammonia could be harmful and toxic when mixed with bleach. Doing so produces chloramine vapors, which can cause pulmonary edema, or fluid in the lungs, with prolonged exposure.

Windex is great for cleaning windows and other hard surfaces around the home, but we prefer ammonia-free glass cleaners when cleaning car windows and windshields. Windex's ammonia-free glass cleaner is more suitable for use in cars, and the mild formula can clean tinted windows without damaging them, though Windex recommends you "test in an inconspicuous spot first, since there are different qualities of tint." What's more, ammonia-free glass cleaners have no strong odors or fumes that could pose health risks or cause foggy windows. Windex also has a vinegar-based glass cleaner that makes do without ammonia, so it's another safer alternative to original Windex.

Tips and tricks for streak-free auto glass

Your car's windows and windshield are tricky to keep clean because you need to treat both the inside and outside. Exterior glass surfaces are consistently exposed to the elements and can accumulate dirt, fingerprints, streaks, and water spots. Interior glass, meanwhile, is prone to fogging and haze from air fresheners, smoking, or vaping. In short, you can't achieve clarity without cleaning both sides.



It's best to treat the windows with glass cleaner after washing the entire vehicle with soap and water to remove excess dirt and grime. Avoid using glass cleaners under direct sunlight or if the surface is hot to the touch, and this applies when cleaning both the outside and inside glass. Cleaning them when they're too warm might cause the cleaner to evaporate quickly and cause streaking.

Only pair glass cleaner with a clean, dedicated microfiber towel. Avoid using towels you use for wiping the car's body or interior on auto glass, since contaminants from the paint or dashboard will inevitably streak the windows and windshield. Furthermore, do not use sponges or harsh cloths that can scratch the glass and window tint. Mixing distilled water with a teaspoon or two of white vinegar in a spray bottle is an excellent alternative to Windex. It's potent enough to rid the inside windows of haze, mild enough for tinted windows, and is highly effective in keeping auto glass fog-free in hot or cold weather.



What It Means If a Gas Can Is Swollen or Collapsed!

Submitted by: [Lagertha Rothbrok](#)

**family
handyman**

BY [Chris Deziel](#) - [Family Handyman's Editorial Process](#) - Published on Jan. 06, 2025



A swollen or collapsed gas container gets that way because of the change in vapor pressure inside it. It looks dangerous, but it usually isn't.

A swollen or **collapsed gas container** can be an unsettling thing to discover in your garage, but it's a great learning opportunity. The container changes shape because of the changing vapor pressure of gasoline, which is highly volatile and readily evaporates. Scientists have known since the 17th century that the pressure a vapor exerts on the sides of a container changes with temperature, and they

formulated this insight into a mathematical relationship known as the Boyle-Mariotte Law (also known as the Ideal Gas Law). You may have heard about it in high school science classes.

According to this law, the product of pressure (P) and volume (V) of a gas is equal to the product of the amount of gas present (n), the ambient temperature (T) and a fixed number known as the universal gas constant (R). In mathematic terms, that's written as $PV=nRT$. Since a gas container has a fixed volume, the equation can be rearranged to read $P=kT$, where k is a constant (nR/V). This tells us that when temperature goes up, vapor pressure goes up, and vice versa.

If science and math aren't your specialty, you can take the word of HVAC pro Sergey Nikolin, who deals with vapor pressure as part of his job: "Gas cans swell and collapse due to temperature changes, as gasoline vapors expand when heated and contract when cooled."

Unfortunately, a swollen or collapsed gas can be potentially dangerous, given the flammability of gasoline, but you can avoid accidents by using the right container and following some simple guidelines. We'll tell you all about it.

Why Do Gas Cans Swell?

A gas container swells when the ambient temperature goes up, and if you've been paying attention, you already know why: It's because the vapor pressure in the container has also increased. The pressure inside the container was the same as atmospheric pressure when you filled it and closed the cap, but when the pressure inside the container increases and exceeds atmospheric pressure, it pushes the sides out. "It's completely normal for a sealed container, but honestly, it can be a little surprising if you're not used to it," says Chris Turner, a designer of luxury fire pits.

Is a swollen gas can dangerous?

It can be, warns Nikola— especially if you're using an old gas container. "Excessive swelling can weaken the can over time or even cause it to rupture if it's old or damaged. Over time, the flexing can cause invisible micro-cracks, potentially leading to undetected vapor leaks."

If your can conforms to Occupational Safety and Health Administration (OSHA) specifications, there's less danger of an accident than if it isn't. That's because OSHA-approved containers:

- Hold a maximum of five gallons;
- have a flame-arresting screen under the cap;
- have a spring-closing lid and spout cover;
- have a valve that safely relieves pressure when the container is exposed to fire.

Not all containers on the market are OSHA compliant, so if safety is a priority, choose one that bears the OSHA label.

How to open a swollen gas can

Slowly and carefully. Some of the vapor will escape, so to prevent inhaling it and/or creating a fire hazard, you should always be in a well-ventilated area—preferably outside. You should never be near an open source of heat because if the vapor ignites, it can flash back to the can and ignite the liquid gasoline. Such accidents are rare, but they do happen. NBC News reported 11 deaths and 1,200 emergency room visits between 1998 and 2013 because of this phenomenon.

On hot days, the sun can potentially provide enough heat for flashbacks, so you should always be in the shade. One more thing: Don't open the can while it's resting on a metal surface because metal generates static electricity that can produce sparks.

Should I use the gas in a swollen gas can?

If the container is still intact and the swelling is moderate, the gas should be safe to use. However, an old container and/or extreme swelling can cause small ruptures and possible contamination. If this occurs, it's a good idea to discard the fuel.

Why Do Gas Cans Collapse?

When the vapor pressure in a gas container decreases due to low ambient temperatures, it can't resist the force of atmospheric pressure pushing on the sides, and the container collapses.

Is a collapsed gas can dangerous?

A swollen or collapsed gas can is never a good thing if it is old. Old cans "don't always handle pressure changes well," says Turner. Cracks or leaks can develop, and that's where the fire hazard comes in."

If an old can collapses and ruptures, it won't release fumes while the temperature is low and the can is collapsed, but it very well might when the temperature rises, the vapor pressure increases and the can regains its normal shape and begins to swell. That's a time bomb you want to avoid.

How to fix a collapsed gas can

It may seem strange, but a gas can is supposed to collapse, at least as far as the Environmental Protection Agency (EPA) is concerned. Unlike OSHA, the EPA prohibits pressure-relief vents because they allow gas fumes to escape into the atmosphere. With no way to equalize vapor pressure inside and outside of it, the container has no choice but to collapse.

Restoring an EPA-approved can without a pressure-relief vent to its normal shape is easy. Simply remove the lid to equalize pressure, then replace the lid tightly and set the container in the sun. It should regain its normal shape in an hour or two.

How to prevent gas cans from collapsing

“Use modern gas cans with pressure-relief mechanisms and store them on raised platforms to avoid ground heat transfer,” advises Nikolin. “And periodically inspect for cracks or warping and replace every 5–7 years for safety.” Turner concurs and adds: “Don’t overfill them, this can make the whole situation worse. It’s one of those things that seems fine until it’s not.”

About the Experts

- **Sergey Nikolin** is the President of **Product Air Heating & Cooling, LLC**, which he established in 2019 with his brother.
- **Chris Turner** is the owner and designer at **Studio Nisho**, a brand renowned for luxury fire pits.

Sources

- **Occupational Safety and Health Administration: Letter to Dennis Vance**; (2004)
- **NBC News: Warning: Scientists say gas cans carry risk of explosion**; (2013)
- **Sure Can: Collapsing Gas Cans, EPA Regulations**; (2019)




How to Dispose of Old Gasoline the Legal (and Safe) Way

Submitted by: [Lagertha Rothbrok](#)

**family
handyman**

By [Karuna Eberl](#) - Family Handyman's Editorial Process Published on Jun. 16, 2025



Don't blow up the house or poison the water. Gasoline is both toxic and dangerous, so it's imperative to dispose of it safely. Here's how.

It might feel tempting to just dump out that little bit of **stale gas**, but even a small amount can pollute groundwater and pose an explosion or fire hazard. That means it's imperative to know how to dispose of gas properly.

“I’ve observed gas fumes activating a carbon monoxide detector,” says auto enthusiast Alex Black. “Fortunately, no one got harmed, but it might have been catastrophic. Bottom line: even a small quantity of stale gas can pollute groundwater or pose an explosion hazard. Don’t play with it. Handle it like a loaded gun.”

If you need to dispose of gas safely, here’s what to know.

Why Proper Gas Disposal is Important

Gas is a toxic substance, which is also dangerous because it is highly flammable. So, when it is disposed of improperly, even a small amount can permanently contaminate groundwater and soil, plus create a fire risk and result in fines and legal ramifications.

Local Laws & Regulations on Gas Disposal

Local laws about hazardous waste disposal differ depending on where you live, but all U.S. states classify gasoline as hazardous waste.

“Each county is a bit different, but they all are unanimous in this: no drains, no trash, no backyards,” says Black. “In some communities, if you illegally dump it, you’ll be fined several hundred dollars, even on an ‘oops’ moment.”

To find out laws for your area, visit the municipal waste management authority website or check the local environmental protection agency website.

How To Dispose of Gasoline Safely

Contact your local government to learn about hazardous waste programs, drop-off locations, and regulations. Some fire stations will also take it.

“Disposing of gasoline safely is not something that can be done at home,” says Julie Bausch Lent, managing editor of [Car Talk](#). “Under no circumstances should you dispose of gasoline down a stair or sewer system; you run the risk of this very flammable, dangerous substance getting into the groundwater or contaminating the ecosystem around you.”



To transport gasoline to an approved disposal site:

- Use a red gas can or another gasoline-approved container. Do not use milk jugs or bottles.
- Clearly mark it: “USED GASOLINE – DO NOT USE.”
- Never mix or dilute gasoline with other fluids.
- Call your drop-off location ahead of time, to make sure they are currently accepting it.
- In the meantime, store it in a cool environment with good ventilation, free from heat and ignition sources.
- Don’t haul it in a car with closed windows, and make sure it’s secured well before you drive. “I’ve had trunks drenched from a leaky can, and it’s a nightmare to get the gas off, plus perilous,” says Black.

How To Find Where to Dispose of Gasoline Near Me

Hazardous household waste disposal sites are dependent on your location and your local government. A good place to start is with a Google search for your location and “hazardous waste disposal.” You can also ask recycling centers in your area or your trusted local mechanic or visit [Earth911.com](#), which lists drop-off locations by zip code.

FAQ

Can you pour gasoline down the drain?

No. It is illegal and extremely dangerous, plus even small amounts of gasoline can do major damage to water systems and wildlife.

“The presence of gasoline in pipes leads to corrosion, contaminates water sources and produces explosive vapors that can build up inside plumbing systems,” says auto mechanic Alan Gelfand. “The violation of these regulations will lead to major penalties and health dangers.”

Black also emphasizes that one gallon of gas can contaminate a thousand gallons of water. “And those fumes? If they find a spark in a water heater or from a power tool, boom, it’s gonna burn,” he says. “I’ve interviewed fire marshals who’ve witnessed homes being destroyed by people dumping fuel in storm drains.”

What should I do if I spilled gasoline?

- Remove any possible flame sources, including lit cigarettes.
- If the spill occurred indoors, open windows and doors for ventilation.
- Secure children and pets away from the area.
- Use cat litter or a spill kit (available at hardware stores) to soak up the spill. “Do not pour water on the spill location,” says Bausch Lent. “This will only spread it.
- After the material becomes saturated, carefully move it into a sealable, non-reactive container for transporting it to a hazardous waste facility. “The disposal of gas-soaked materials in household trash and the use of water for gasoline spill cleaning are prohibited because they can ignite spontaneously,” says Gelfand.
- Scrub the area with dish soap or detergent.
- If the spill is large, consider hiring a professional cleaning service.

“On small spills on garage floors or concrete, spread kitty litter, baking soda or even dry coffee grounds onto it,” says Black. “Also, don’t wash and dry clothing like you normally would; it’s a fire hazard in the dryer. Instead, air it outside, then just toss it if it still doesn’t go away.”

About the Experts

- **Julie Bausch Lent** is managing editor of **Car Talk**, the digital content iteration of the long-running NPR show about all things automotive.
- **Alex Black** is chief marketing officer at **EpicVIN**. He has been car expert for more than 15 years, working at car auctions, vehicle history providers and more.
- **Alan Gelfand** has been the owner of **German Car Depot** for more than 30 years. His business is an independent automotive service center in Hollywood, Florida, specializing in the service and repair of German vehicles.

This C7 Corvette ZR1 Race Car Was So Fast It Melted: Video

Submitted by: [Eli Zorich](#)



By [Jonathan Lopez](#) - November 14, 2025 7:04 pm



A heavily modified 2019 Chevy Corvette ZR1 recently set a new record at the Big Bend Open Road Race (BBORR) in southwest Texas, sacrificing its rear fascia to the gods of internal combustion in the process.

With driver John Anhalt at the wheel, the white "Tint World" C7 Corvette ZR1 achieved an average speed of 173.004 mph in a 118-mile round-trip sprint up and down U.S. Highway 285, between Fort Stockton and Sanderson, besting the previous record of 172.249 mph set in 2013 by Tom Whalen in a C5 Corvette Z06. The record-breaking run was recorded over roughly 41 minutes, with Anhalt pushing the Corvette ZR1 up to a top speed of 213 mph.

After crossing the finish line, the rear bumper on the supercharged Vette was heavily damaged, melting after it was blasted by the intense heat pumped out from the front-mounted 6.2L V8 LT5. The combination of an uncorked engine and sustained full-throttle operation earned the car the nickname "Toasted Marshmallow," with the white rear panel crumbled into a distorted mess of crispy, gooey plastic.

According to Anhalt, who purchased the car back in 2020, the ZR1 has been extensively modified to handle high-speed competition. Highlight upgrades include a new supercharger, ported cylinder heads, a larger throttle body, upgraded valvetrain components, Kooks headers, and AWE straight pipes, boosting output by roughly 30 percent over the stock 755 horsepower. The aero was also upgraded, with the car reportedly managing 190 mph in the final corners of the run.

Anhalt was joined by navigator Kelli Hughes, who had originally planned to run her own C6 Corvette, but wasn't quite ready, opting to sit shotgun instead. Incredibly, the ZR1 could have gone even faster, however, Anhalt and Hughes had to carefully manage fuel levels as the thirsty V8 would consume so much of the go juice so quickly, sustained full throttle threatened to drain the tank in less than 20 minutes.

Check out the aftermath in the short video clip below:



To watch the *short* video of the aftermath of the run of the C7 ZR1:

- Place cursor anywhere on the URL below.
- Hold the CTRL key & CLICK your Mouse key.
- Page down until you see the picture on the left.
- Double-click in the middle of the picture.
- IT IS A VERY SHORT VIDEO! (Less than 20 seconds.)

https://gmauthority.com/blog/2025/11/this-c7-corvette-zr1-race-car-was-so-fast-it-melted-video/?utm_source=gmauthority.beehiiv.com&utm_medium=newsletter&utm_campaign=2027-gmc-sierra-interior-spied-again&_bhlid=6ee20dbbd287aab22b96b4f620e2969b7f7cf63a

These Are the Only Highways In the World With No Speed Limit

Submitted by: [Dave Seibel](#)

JALOPNIK

BY [SHANE SCHMID](#) - NOV. 17, 2025 5:05 PM EST



The U.S. has been limiting vehicle speeds since 1901, when the state of Connecticut became the first to set laws regarding automotive speed. The new law set the limit at 12 mph in cities and 15 mph in rural areas. Fast forward to today, and things have changed drastically, especially in 10 states where drivers can hit the highest speeds in the country, up to 85 mph. However, some thoroughfares in Nevada had no limits for decades, and even as

recently as the mid-1990s, Montana had highways with no speed laws for daytime driving.

Outside of the U.S., limiting vehicle speed has been handled differently. Some areas of the world adopted a no limit policy, and a couple of them have stuck to those policies to this day. Whether it be due to public pressure, local identity, or political distinction, places like the German Autobahn and the Isle of Man are the few remaining destinations free of speed restrictions (mostly). These are the last bastions for performance car or superbike enthusiasts eager to open the throttle fully and experience the true potential of their machines outside of a track.

Germany's Autobahn highway system has sections with no speed restrictions

The Autobahn is the national highway system that crisscrosses through the country of Germany. However, it isn't a free-for-all across the entire stretch — there are places where limits are imposed. But the highlight for those with a need for speed has to be the bit between Berlin and Hamburg, which covers 93 miles and is the longest unrestricted section you can find. With no bureaucrats getting in the way, just how fast do things get on the Autobahn? According to CNBC, sections of Germany's highways have seen drivers surpass 250 mph. Given this much freedom, we wanted your picks for the best Autobahn cruisers. While some of your choices like the Aston Martin V12 Vanquish make sense, others were puzzling, to say the least. So, why doesn't the Autobahn have speed limits in certain places?



In order to understand why Germany's highway system is set up like this, a quick dive into the country's history is necessary. When construction of the Autobahn really began to kick off, it was a propaganda project of the Nazi Party, which did implement speed limits at the time. However, following World War II, the landscape of Europe changed. Germany was divided up into zones, with an eastern portion controlled by the Soviet Union, and the western side occupied by Great Britain, France, and the U.S. Wanting to further distance itself from the communists in the East, West Germany removed speed limits across the region in 1952. While initially all limits were lifted, the lack of speed restrictions in cities became problematic, and the limits were reinstated. Fortunately, the Autobahn (or at least parts of it) was left alone.

The Isle of Man features some highways with no speed limit



In between Great Britain and Ireland, lies a small island encompassing just under 221 square miles (572 sq km) that's home to some 84,000 residents. While this wind-swept land offers quaint villages, scenic landscapes, and a robust Celtic history, it's also known for one of the most dangerous motorcycle racing events in the world, The Isle of Man TT.

While peaceful for nearly the entire year, the annual two-week racing event transforms the island.

The race attracts thousands of visitors traveling to see the events, with riders navigating tight two-lane roads lined with stone walls at average speeds greater than 135 mph. However, it isn't just The Isle of Man TT participants that get to careen down its highways at breakneck speeds.

About 30% of the island's highways don't have any restrictions on the books, and this attracts a certain crowd looking for thrills. Considering the island is home to many full-time residents, you may wonder what the locals think of tourists capitalizing on the unrestricted highways. Well, back in 2006, locals voiced their opposition to a plan that would introduce a national speed limit across the island, effectively shutting down the effort, which isn't surprising considering its extreme racing heritage. Speaking with Car and Driver, detective sergeant Allan Thomson with the Manx Constabulary's Road Policing Unit, explained their unique approach to enforcement, saying, "It's all about establishing the idea that if you do wrong, we're going to have a word with you, but we want you to come back next year and tell your friends how good it is."

These highways may not offer you the experience you're envisioning

When you picture the Autobahn, for example, the mind may conjure up a wide assortment of exotic sports cars traveling at blistering speeds beyond anything you've ever seen. While this scenario is possible, there's a side of the Autobahn that's seldom shared. For instance, remember that only a portion of Germany's highway system doesn't have a speed limit, which means you'll need to be cognizant of the laws applicable to the section you're driving, otherwise, there will be penalties. One 199 mph Autobahn speeder got a 3-month driving ban and a hefty fine north of \$1,000 when law enforcement tagged them on radar.



In addition, despite its mystique and appeal, the Autobahn, like any highway, requires maintenance. So, even if you can theoretically go as fast as your car will take you, road construction will certainly slow things down. Can you imagine hitting a pothole at triple-digit speeds? Speaking of slow-downs, you also won't escape the reality of traffic, some of which — like commercial vehicles — is still bound by a speed limit. A large truck certainly isn't going to set any speed records, and it may hamper your cruising abilities as a result.

Unlike the Autobahn, which has some lengthy straightaways with high-speed potential, the Isle of Man's highway system is known for its high number of curves. Apparently, the best chance you have for maximum throttle is a section called Sulby straight, which doesn't quite last a mile.



What Actually Happens If You Shift Into Reverse While Driving

Submitted by: *Ivy Holly*

JALOPNIK

BY *NISHANT JAYARAM* - NOV. 15, 2025 4:25 PM EST



A common fear among drivers is accidentally shifting to reverse while on the move, which many assume could be catastrophic for the vehicle. But can you really hurt your gearbox if you — or some nosey passenger with a death wish — decide to move from drive to reverse while moving?

If you're driving an automatic car that was built in the '90s or later, you will likely not cause any damage to the gearbox, as the powertrain control module (PCM) in most modern cars will simply not shift into reverse when you're on the move. A mechanism called a reverse inhibitor stops the gearbox from engaging reverse, even at speeds of around 5 mph. This function is controlled electronically by the PCM in modern cars, while older vehicles used a hydraulic system to achieve the same effect. Putting your car in reverse while driving may cause the reverse camera to turn on (provided your car has one) and the transmission to shift into neutral, all while giving the drivers behind you a scare as your reverse lights come on.

But if your vehicle's reverse inhibitor isn't functioning or your car doesn't have one, the engine will likely stall. Overall, putting your automatic transmission in reverse while driving isn't a good idea, as it can place extra strain on the transmission and potentially lead to substantial damage.

What happens if you shift a manual into reverse while driving?



While automatic gearboxes have some safeguards to protect your transmission from eating itself from the inside if you accidentally shift to reverse, manual gearboxes don't offer the same protection — though putting your manual transmission in reverse at speed is nearly impossible, due to the shift lockout that's baked into manual gearboxes to protect them from such abuse. You would have to exert a lot of physical effort and force to shift into reverse while the car is moving, as the reverse gear spins in the

opposite direction of the forward gears.

Putting the car in reverse will likely produce a harsh, grinding noise, and if you're successful in engaging reverse, the engine will likely stall. Synchronizers in manual gearboxes allow smooth and precise shifts between forward gears, but reverse usually lacks a dedicated synchronizer. Moving to reverse from a forward gear at speed will cause the gears to clash, potentially damaging the reverse gear teeth and wearing other transmission components. So, it's simple — if you drive a stick, you'll have to use some muscle to get it into reverse while moving, and if you manage to do it, you'll probably end up with a massive hole in your wallet.



How To Perfectly Parallel Park Every Time (The Easy Way)

Submitted by: [Lory Husar](#)

JALOPNIK

BY [B. L. JOHNSON](#) - NOV. 18, 2025 9:25 PM EST



Do you suffer from parallelophobia? If you deal with an irrational fear of parallel parking, you're not alone. Nearly half of all Americans suffer from this condition, and in Britain, many would rather park a mile away than parallel park near their destination.

To help with that, we're going to break down parallel parking into a few easy steps so that you no longer have to fear it. We take this responsibility very seriously at Jalopnik and have done extensive research on the topic, which not only included consulting numerous reliable sources, as well as our own vast experience with parallel parking, but we also conducted some very scientific simulations, as pictured above. We even made "vrooom, vrooom" noises, you know, for accuracy. And, yes, we keep toy cars on our desk. Don't judge us.

Parallel parking is easier than you may think, even without using fancy backup cameras. Start alongside the car parked in front of your spot. As you back up, cut your wheel to the right once you're half-way past the car parked in front of you. Then, cut your wheel to the left once your front bumper clears the rear bumper of the car in front. Finally, line your car up with the cars in front of and behind you. That's pretty much all there is to it. However, our editor expects us to write a whole article about this, so we'll elaborate with additional helpful details. Ultimately, the key is to take your time while remembering to look behind you and check your mirrors.

Entering the space

The first thing you want to do is find the right space. You need enough room to maneuver and to get out of the spot when it's time to leave. So, pick a space that is at least 1.5 times the length of your car. Once you've found your spot, line your car up with the parked car in front of the spot, positioning yourself about 3 feet to its left. Next, flip that turn signal on so people behind you know what you plan to do.




Now you're ready to parallel park. We're going to break this up into four steps. Step one, back up straight until the middle of your car is lined up with the front parked car's rear bumper, and then cut the wheel sharply to the right. Continue backing up. Step two, keep your wheel turned all the way to the right until you are at a 45-degree angle to the curb. Usually, you can tell this is the case when you can see the entire front of the car parked behind you in your driver's side mirror.

Then, straighten your wheels, and continue backing up. Step three, when your front bumper clears the rear bumper of the car parked in front of you, cut your steering wheel to the left. Continue reversing. Step four, when you're aligned with the cars in front of and behind you, position your car an equal distance between the two vehicles to give everyone enough room to get out.

Congratulations, you have parallel parked, one of the automotive skills everyone needs to master. You can release that death grip on your steering wheel. It's okay.

How To Perfectly Parallel Park Every Time (The Easy Way)




Fortunately, pulling out of a parallel parking spot is much easier than pulling into one, so you don't have to worry about breaking into that flop sweat again at this point. But don't let your guard down entirely. You don't want to pull out in front of traffic or back into the car behind you.

The process is simple, as long as you keep looking behind you and checking your mirrors. First, flip on your turn signal. Then back up to give yourself enough space to pull out of the spot, being careful not to hit the vehicle parked behind you. Look over your shoulder to your left, and check your mirrors to make sure that no one is coming. Once the coast is clear, turn your wheel to the left and enter the street. Be mindful of the car parked in front of you, so that you don't hit its bumper.

As you can see, parallel parking is relatively simple (which might be why drivers haven't bothered to use Ford's parking assist). We should note that lots of drivers get anxious about holding up traffic when parallel parking. But don't worry about the drivers behind you. We mean, worry to the point that you avoid backing into them, but don't let the fact that they have to wait for a minute bother you. At some point, they're going to have parallel park, too. That means that they'll have to rely on the patience of strangers as well. So, take your time, keep looking behind you and checking your mirrors, and you'll be fine.



"We only need to shovel 3,000 more driveways to earn enough to buy a Corvette."



"If I'm going to be delivering gifts all over the world, why not have fun doing it?"

Explaining Red Light Laws Across the United States

Submitted by: [Lory Husar](#)



BY [Alex Shoemaker](#) - [Family Handyman's Editorial Process](#) - Published on Nov. 13, 2025



Confused about what to do at a red light? Here's when it's legal to turn, what flashing signals mean, and who can go through a red light.

We have all been there, **sitting at a red light** that seems to last forever, wondering if it is okay to turn or if it is safer to wait. Red light laws exist to clarify those moments. They are designed to keep everyone on the road safe, but the exact rules can vary from state to state. After witnessing a few close calls at intersections, I realized that understanding the meanings of different red lights helps avoid confusion and accidents.

Ahead, you will learn when it is legal to turn right on red, what a blinking red light really means, who can go through a red light, and what the rules say about having red lights on your car.

Can You Always Turn Right on Red?

No, you cannot always turn right on a red light. In most places, you can make a right turn after coming to a complete stop, provided there is no sign prohibiting it. You must also yield to pedestrians, cyclists, and other vehicles before making a turn.



According to the [California Driver's Handbook](#), a solid red light means stop. You can turn right only if there is no "No Turn on Red" sign, you stop completely at the limit line, and the way is clear. A red arrow, however, means you must stay stopped until a green light or arrow appears.

Which States Can You Turn Right on Red In?

No U.S. states unilaterally prohibit you from turning right on red after stopping. However, there are some exceptions, most commonly intersections with a "No Turn on Red" sign. Those are common in busy areas or spots with limited visibility.

In many west coast states, and in a few others, you can also turn left on red when going from one one-way street to another. California, Oregon, Washington, Nevada, and Texas all allow it, as long as no sign says otherwise. Since the exact rules vary, it's best to check your state's driver handbook before assuming the same laws apply everywhere.

What Does a Blinking Red Traffic Light Mean?

A blinking or flashing red light means stop, then go when it is safe. It acts like a stop sign. You must come to a full stop, look both ways, and proceed only when the intersection is clear.

When Can You Run a Red Light?

You can't run a red light, period. It's illegal and risky, even if the road looks clear. The only exception is for emergency vehicles (police, fire, or ambulances) when they're using lights and sirens during an active call.

"Also remember that a right turn on red is an option, not a requirement," says Robert Dillman, founder at NEVO Driving Academy. "You can always choose to wait. Come to a complete stop, breathe for a moment, and check the crosswalk, the oncoming lane, and

any movement that might change your plan. Only turn when the space is clear and you feel fully comfortable making that move. Safe driving is never about rushing.”

Funeral processions are a gray area. Some states let the first car continue through once the line begins moving, but most require everyone to follow normal signals unless a police escort is leading the group. If you’re part of one, it’s safest to stop and wait for the green before continuing.

Can You Have Red Lights on a Car?

No. And for an obvious reason.

“Red and blue lights have long symbolized urgency, which is exactly why they are only permitted on emergency vehicles or for law enforcement purposes,” says Joshua Branch, Founder and Personal Injury Attorney at Law Offices of Joshua W. Branch. “Drivers are not allowed to make upgrades to their vehicles to have red and blue lights because it could cause confusion to other motorists. By making it illegal to use red and blue lights on ordinary vehicles, it allows drivers to quickly recognize a real emergency responder and take appropriate action to move out of the way as required.”



Car lighting rules come from a federal safety standard known as **FMVSS 108**. It outlines what color lights belong where so other drivers can easily tell what your vehicle is doing.

- Red lights go on the back for **brake and tail lights**.
- Turn signals are amber, and headlights or reverse lights are white.
- Putting red lights on the front of your car can confuse other drivers and, in many cases, break the law.
- Flashing red or blue lights are only for emergency vehicles.

If you plan to add aftermarket or decorative lights, check both federal and state rules first. Lights that flash, change color, or look like police lights usually aren’t legal on public roads.

Other Red Light Rules You Might Not Know

- **Red arrows:** A red arrow always means stop. You cannot turn until the light changes.
- **“Dead-red” situations:** Some states allow motorcycles or bicycles to move through a red light if the sensor fails to detect them after waiting a reasonable amount of time.
- **“No Turn on Red” signs:** These signs override the general rule. If you see one, you must stay stopped until the light turns green.
- **Yielding always applies:** Even when it is legal to turn right on red, you must yield to pedestrians, bicyclists, and any vehicles that have the right of way.
- **Vehicle lighting compliance:** The same federal standards that govern red lights also apply to all vehicle lighting equipment. Modifying your lights in a way that causes confusion for other drivers can be illegal.

About the Experts

- **Robert Dillman**, founder of **NEVO Driving Academy**, is a veteran driving instructor with experience training everyone from new drivers to professional and security drivers. His background includes high-performance coaching with Porsche and advanced driver training for the U.S. Department of State.
- **Joshua Branch**, Founder and Personal Injury Attorney at the **Law Offices of Joshua W. Branch**, has spent over 20 years representing accident victims throughout Georgia. He's recognized with an AV® Preeminent™ rating from Martindale-Hubbell® for his exceptional ethics and trial

SOURCES

- California Driver's Handbook – Section 7: Laws and Rules of the Road (Traffic Control / Traffic Signals)
- Federal Motor Vehicle Safety Standards; Lamps, Reflective Devices, and Associated Equipment (49 CFR § 571.108)
- Funeral Procession Laws in All 50 States
- Vehicle LED Lighting Regulations in the U.S.

Is Running a Yellow Light Against the Law? What Drivers Should Know.

Submitted by: [Lory Husar](#)

BY [Alex Shoemaker](#) - Family Handyman's Editorial Process - Published on Jul. 24, 2025

Be prepared next time you're entering an intersection.

The traffic light shifts to yellow just as you approach the intersection. For a second, everything feels uncertain. Your foot hovers between the gas and the brake. The car behind you is close. You're not sure if stopping makes sense—or if continuing will get you in trouble. It's a moment nearly every driver has faced. But what are the actual rules when the light turns yellow?

**family
handyman**



What a Yellow Light Actually Means

Yellow lights aren't as clear-cut as "green means go" and "red means stop." They signal that red is coming, but that doesn't automatically make it illegal to enter the intersection.

In many places, it's legal to go through a yellow light—if it's safest to do so. The California Driver Handbook explains that drivers should stop if they can safely do so, but if not, they can proceed with caution. That's generally how it works in other states, too. Yellow isn't a hard stop, but it is a warning.



Article 38.1 gives even more specific direction: if your vehicle has already crossed the stop line when the light turns yellow, you're allowed to keep going. If you haven't crossed yet and can stop safely, that's what you're expected to do.

Still, just because something isn't always illegal doesn't mean it's always safe. In a 2015 **survey** from the National Highway Traffic Safety Administration, 40% of drivers admitted they sometimes entered intersections just as the light turned from yellow to red. Another 11% said they did this often. That kind of behavior starts to push into risky territory. In the same survey, 10% said they sometimes cut in front of other drivers, and 2% admitted they often did.

So where does enforcement come in? If you blow through a yellow light that turns red while you're in the middle of the intersection, a police officer could decide that you ran a red. It depends on the timing, your speed, and how close you were to the intersection when the light changed. **Traffic cameras** work similarly. If the light turns red before your front tires enter the intersection, it's likely going to count as a violation.

Why Yellow Light Timing Matters

Yellow lights don't last the same amount of time everywhere. Some give you enough room to react. Others flip to red so fast that even careful drivers can get caught in the middle.

According to the **Insurance Institute for Highway Safety**, adding just one second to yellow lights in Philadelphia reduced red light running by 36%. Most people aren't trying to break the law—they just misread the timing. A slightly longer yellow gives drivers a better chance to stop or pass safely.

The Institute of Transportation Engineers has suggested standards, but not all cities use them. That's why some intersections feel rushed, even if you're doing everything right.

Is It Illegal to Enter an Intersection During a Yellow Light?

If you're ever in doubt, it helps to think about the purpose of the yellow light. It's there to give you time to stop. If you're already too close to the intersection to stop without slamming the brakes or getting rear-ended, the expectation is that you'll keep going. But if you've got space and time, stopping is usually the better call.

Yellow lights aren't a free pass, but they're not usually illegal either. It all depends on how fast you're going, how close you are, and whether you can stop safely. Every intersection is different, and the rules only go so far. A yellow light means you have to make a quick decision and whether it's the right one depends more on your timing than the law.

Ultimately, every country and state has unique driving laws, so verify the laws where you're driving






Submitted By: [Lory Husar](#)



By [Ignacio Gregoroff](#) February 21, 2025, 10:39 hs

Peter Frampton's Hidden Gem: A Lesser-Known Chevrolet



Discover the perfect harmony between rock 'n' roll and horsepower. Peter Frampton's legendary Corvette Stingray is a symphony of speed and style. Dive into the details of this iconic duo and uncover the secrets behind their enduring appeal below.

Peter Frampton has always had a penchant for the finer things in life. And when it comes to cars, his love affair with the Chevrolet Corvette C2 Stingray is the stuff of legends. This iconic duo, the rock star and his ride, has become synonymous with each other and you'll see its specs and pictures below.

Peter Frampton and His Iconic Corvette Stingray: A Match Made in Automotive and Music Heaven



The Corvette C2 Stingray, produced from 1963 to 1967, was a revolutionary car for its time. Its sleek, aerodynamic design, coupled with impressive performance, captured the hearts of car enthusiasts.

Under the hood of this beast lurks a powerful engine, capable of delivering exhilarating performance. While the exact specifications of Peter Frampton's Stingray are unknown, the C2 typically offered a range of engine options.



For instance, the 1967 Corvette Stingray could be equipped with a 327 cubic inch V8 engine, generating around 350 horsepower.

This powerplant, coupled with the car's relatively lightweight body, allowed for impressive acceleration and a top speed in excess of 150 mph.

Today, the Chevrolet Corvette C2 Stingray is considered a highly sought-after collector's car. Its iconic status, combined with its impressive performance and timeless design, has made it one of the most desirable classic cars on the market.

While the price of a C2 stingray can vary widely depending on condition, options, and mileage, it's safe to say that these cars are not for the faint of hearts. Values have steadily increased over the years, and pristine examples can fetch up to \$118,000 according to *Classic*.



Santa "Corvette" Baby,
interpreted by Tahja, lyrics by Ken Mihai,
offered by www.TheVetteNet.com
December 24th, 20024

Santa Baby, slip a Corvette under the tree, for me.
I've been an offly bad girl, Santa Baby.
So hurry down the chimney tonight.

Split window Coupe is my first desire,
That would really set my heart on fire.
I want a Stingray that's really loud,
So they can hear me coming in every crowd.
Yeah! Santa Honey, my driving skills are really the best.
You know, I want a car that will really just, mm go.
And hurry down the chimney tonight.

Lots of horsepower is what I need.
If you want to my desire feed, a restored midyear red would be really fine.
As long as the title is totally mine.
Yeah! Santa Baby, a 69 convertible to light blue.
Big side exhaust and huge engine to will do.
And hurry down the chimney tonight.

A bumper car would be so nice.
As long it has a pair of those fuzzy dice.
Hanging from the rear view mirror.
To beat out all those Mustangs and the Mopars, Dear.
Yeah! Santa honey, the one thing that I really have to have, power brakes.
So I can drive 150, you know what it takes.
So hurry down the chimney tonight

Since I can only go really fast.
I need a new old car that will really last,
At the races, they'll know they can't mess with me.
That's what I asked from Santa, while on his knee.
Yeah! Santa Baby, I really need a manual that would be so keen.
I need a stick and big block in my machine.
A ZR1 or Nothing at All.

I don't care if it's green or white.
As long as it has a lot of might.
We need to show them who's the queen, for a Corvette I'm oh so Keen.
Oh yeah! Santa Baby, I want a C2 or C3, the best, a 63 or 9 you know.
I'm on a quest.
So hurry down on the chimney tonight

No convertible of 63, that one is just not for me.
Wheels made of Aluminum.
So we can have some fun in the ZR1, Baby.
Santa Baby, slip a Corvette under the tree for me.
I've been an awfully bad girl, Santa Baby.
So hurry down the chimney tonight.
Hurry down the chimney tonight.
Hurry down the chimney tonight! (3:49)



STCC Discounted 2026 Membership Rate

Submitted By: *Dave Oreski*

With the holidays fast approaching, there are a lot of things that require your attention including renewing your Steel Town Corvette Club membership for 2026. If you renew your STCC membership **before** January 31st, 2026, you can take advantage of a discounted membership rate of \$40.00, a *\$10.00 savings*.

After January. 31st, 2026 all memberships will be \$50.00. 2025 STCC memberships will expire on February 28th, 2026. Members who **do not** renew by February 28th, 2026 will be removed from the active STCC membership list. They will no longer receive the STCC monthly newsletter or emails related to club activities and events. Attached in the STCC December and January newsletters is a 2026 discounted membership application. Please complete the application so we can keep our files up-to-date. Then mail the \$40.00 check **and** application to Steel Town Corvette Club, c/o David Oreski, 235 Spang Road, Baden, Pa 15005.

Thank you. Happy Holidays!!! Dave





\$10 DISCOUNTED APPLICATION FOR STCC MEMBERSHIP 2026

New Member Dues: \$50 per year - singles, couples (married, sig. other, friend or relative)

Membership Renewal \$40 per Year If Paid by January 31, 2026. After January 31, 2026 - \$50

All 2025 memberships expire February 28, 2026

Make checks payable to Steel Town Corvette Club

Please complete all questions and mail application and check to:

**Steel Town Corvette Club
c/o David Oreski
235 Spang Road
Baden, PA 15005**

Date _____ New _____ Renewal _____ Year joined STCC _____

Name _____ Date of Birth (Month/Day) _____

Address _____ City, State, Zip _____

Phone (mobile) _____ Phone (other) _____

E-mail address _____

Spouse/Sig Other _____ Date of Birth (Month/Day) _____

Phone (mobile) _____ Phone (other) _____

E-mail address _____

Wedding Date Anniversary (Month/Day) _____

Corvette(s) owned _____

Year _____ Model _____ Color _____

Year _____ Model _____ Color _____

Year _____ Model _____ Color _____

Would you be willing to work on Club projects? Yes _____ No _____

Which projects? _____

STCC member sponsoring you for Membership _____

Your main reason for joining STCC _____

Are you willing to share your address, email address, phone # with club members Yes _____ No _____

CHECK IT OUT!

By Bill Englert billenglertjr@gmail.com

It's July, and our driving season is here. Most of our members follow us on Facebook, which provides the most updated information about events and club news. This is the best way to keep informed! "Like" us on Facebook and you'll be in the loop. We have numerous events every season as you know from reading our monthly Newsletter – incredible publication! These two options provide a terrific way to stay up to date!

<https://www.facebook.com/pages/Steel-TownCorvette-Club/300247939988861>

Steel Town Corvette Club - Home

In addition, have you visited our Steel Town Corvette Club Web page lately? We regularly update our site and have a formidable presence on the World Wide Web.

contact@steeltowncorvetteclub.com

Our site features articles of interest to all Corvette enthusiasts along with updates on our club activities, initiatives, and accomplishments. Of course, we have a variety of club information and photos. You might even find a picture of your car in our photo gallery, which is continuously growing. Or you might come across something of interest that is for sale. For example, right now you will see a brand-new set of wheels and a used set of wheels our members are selling. Check it out!

<https://steeltowncorvetteclub.com/for-sale-by-stcc-members>



BY STCC MEMBERS:



STEEL TOWN BOARD OF DIRECTORS ***

President	Perry Minnis	contact@steeltowncorvetteclub.com
VP & Car Show	Eli Zorich	contact@steeltowncorvetteclub.com
Secretary	Paula Lewis	contact@steeltowncorvetteclub.com
Treasurer	Frank Holby	contact@steeltowncorvetteclub.com
Events	Dave Seibel	contact@steeltowncorvetteclub.com
Membership	Dave Oreski	contact@steeltowncorvetteclub.com
Points	Mick Yarina	contact@steeltowncorvetteclub.com
PR	Mark Schneider	contact@steeltowncorvetteclub.com
Newsletter	Lory Husar	contact@steeltowncorvetteclub.com
Social Media	Susie Young	contact@steeltowncorvetteclub.com
Webpage Admin	Bill Englert	contact@steeltowncorvetteclub.com
1st Alternate	Mike Sears	contact@steeltowncorvetteclub.com
2 nd Alternate	Nick Krizmanich	contact@steeltowncorvetteclub.com



General Steel Town Club Information

The Steel Town Board of Directors – We are currently following the latest safety protocols as it relates to the Covid Virus. Board Meetings are being conducted virtually using electronic meeting media. We will notify members when we return to meetings in person.

General Membership Meetings – Meetings and membership dinner cruises are the 3rd Tuesday of every month. **Winter meetings (Oct-March)** are held at **various locations** determined by a volunteer member of the board. **Monthly meeting/Dinner cruises (April/Sept)** are determined by the cruise leader, times vary.

Newsletter Submissions – All articles and pictures should be submitted by the Thursday following the regular Members meeting for the next newsletter. Please send via email to: contact@steeltowncorvetteclub.com

Events – We would love to see all members bring fresh ideas and fun to our monthly events and additional cruises. At any time throughout the year an additional cruise can be approved, so don't be shy, step up and volunteer to host an event!!
contact@steeltowncorvetteclub.com

Steel Town Clothing – It is easy to order quality clothing on-line with no extra charge for the logo. <https://steeltowncorvetteclub.qbstores.com/> Ships directly to you! Great prices and specials!

Steel Town Nametags – We now have a new online ordering process for STCC nametags that allows members to order a new nametag and have it shipped directly. Access the website and template to create nametag(s) here:
https://namebadge.com/pre_made/337

Follow us on the web: <http://www.steeltowncorvetteclub.com>

Like us on Facebook: <https://www.facebook.com/steeltowncorvetteclub/>

Purchase STCC Clothing: <http://steeltowncorvetteclub.qbstores.com/>

Order Name Tags: <https://www.namebadge.com/badges/9573138/populate>

Popular Links: right click and press open hyperlink-

Big Al's List	www.bigalslist.com
Car Cruises Online	www.carcruises.com
Colussy Chevrolet	www.colussychevy.com
Corvette America	www.corvetteamerica.com
Corvette Forum	www.corvetteforum.com
Corvette Trader	www.corvettraderonline.com
Corvettes at Carlisle	www.corvettesatcarlisle.com
HV3D	http://www.hv3dworks.com
Kim's Gold Dust	www.kimgolddust.com
Mid America	www.mamotorworks.com
National Corvette Museum	www.corvettemuseum.com
Steel Town Clothing	http://steeltowncorvetteclub.qbstores.com/
Steel Town Corvette Club	www.steeltowncorvetteclub.com
Steel Town Corvette Club	https://www.facebook.com/pages/Steel-TownCorvette-Club/300247939988861
US Automobile Museums Map	US Automobile Museums Map - Driving Test Sample
Yogi Bair's Corvettes	http://www.bairscorvette.com/
Yogi Bair's Parts & Services	http://www.bairs.com/

Corvette Funny:



"Santa sent me to determine if you're cool enough to drive a Corvette."

Special Thanks to Colussy Chevrolet



Colussy Chevrolet in Bridgeville is Steel Town's *Dealer Sponsor*! To be recognized as an official Corvette Club, it is necessary to secure a dealer sponsor. Colussy Chevrolet has not only served as our sponsor but also has been exceptionally supportive of Steel Town events such as the annual All Chevy Show. In addition to great deals on new cars and trucks, Colussy is known for its large selection of used cars. They offer excellent service and feature an extensive body shop. Be sure to visit Colussy Chevrolet when you are shopping for a new or pre-owned vehicle, or when your vehicle is in need of service! And remember to mention you are a member of the Steel Town Corvette Club.

412-221-1600

<http://www.colussychevy.com>

Thank you to our Sponsors!





HV3DWorks LLC

Making
"Un-Obtainium"
Obsolete!

Paul A. Vorbach

CEO

3D Scanning/Design * 3D Print Managment
for Automotive Restoration/Customization
Metal - Composite - Plastic & more

322 Compton Court Dr.
Sewickley, PA 15143

Office 724-266-7925
Cell 412-303-1725

3d@hv3dworks.com
www.hv3dworks.com



Dale Schneider

Enhanced Inspection
State Inspection
Emissions Inspection

SCHNEIDER TRUCK INC.

1190 Margaret St.

McKees Rocks, Pa. 15136

Phone: 412-771-2288

Cell: 412-613-2465

Fax: 412-771-7240

Kimberly N. Porter

724.945.5184 (EST)

kim@kimsgolddust.com

kimsgolddust.com

**KIM'S
GOLD DUST**

**Corvette Jewelry
at its finest!**