


WETHERTEX[®]

PERFORMANCE COATINGS

MP44 Pliolite Spray Wall Coating

ADVANCED TECHNOLOGY

*Protect your property 365 days a year
with Wethertex Wall Coatings*



**Registered
Contractor**



*Wethertex performance coating systems are only
sold through our registered contractor network*



Ultimate Protection for your Property

Constant exposure to water, frost and sun, can seriously degrade traditional paint and render finishes, ultimately causing them to fail. Even bricks can become damaged and delaminate. This can lead to damp problems, damage to the wall construction itself and potentially extremely expensive remedial works.



OUR RANGE OF WETHERTEX PERFORMANCE COATINGS HAVE BEEN DEVELOPED FOR USE BY SPECIALIST APPLIERS IN ORDER TO GIVE YOUR PROPERTY THE ADDED PROTECTION OVER STANDARD PAINTS, GIVING YOU THE REASSURANCE AND PIECE OF MIND THAT YOUR PROPERTY IS FULLY PROTECTED, WATERPROOFED AND LOOKING GREAT FOR YEARS TO COME.

Before and After

Below are some examples of Wethertex MP44 Pliolite Spray Wall Coating in action. Using MP44 spray coating means that these properties are sure to stay looking great for up to 40 years.



BEFORE

AFTER



BEFORE

AFTER



BEFORE

AFTER



BEFORE

AFTER

Why Should You Choose MP44 Wall Coating

MP44 Pliolite Spray Wall Coating is unique to the market as it has been specifically engineered to deliver the same great benefits traditionally found with trowel & roll products, in a spray applied product, meaning that your building can be fully protected in half the time, with a product that will continue to protect and look great for up to 40 years.

HERE ARE JUST SOME OF THE GREAT BENEFITS YOU CAN ENJOY FROM THIS PRODUCT.



PLIOLITE TECHNOLOGY

Unbeatable bond strength ensuring no delamination, flaking and blistering



SPRAY APPLIED

Your property is fully protected in half the time



40 TIMES THICKER THAN STANDARD PAINT

Greater durability and added protection



TOTAL WATERPROOFING

Resists rain penetration whilst allowing the building to breathe



MOULD & ALGAE RESISTANT

Keep that perfect finish for longer



EXCELLENT UV STABILITY

Colour stays stronger for longer



CAN BE APPLIED IN LOW TEMPS DOWN TO -5°C

Enables the painting of properties all year round



PROTECTION FOR UP TO 40 YEARS

Eliminates the need for frequent repainting



3 FINISHES


Textured finishes help conceal surface imperfections



19 COLOURS

Choose the perfect colour for your property

Finish Selector



Fine



Medium




Coarse


Colour Selector

Colour plays a vitally important role in the world in which we live; colour can way thinking, change actions and cause reactions.


Our colours have been created and designed in collaboration with leading UK based colour technicians, architects and designers to put together a palette of pastel tones that will allow you to design a building freely and creatively in a sympathetic approach to its surroundings.




Chalk White




Antique White




African Ivory




Butter Cream



Travertine Stone



Sand Dune



Old Gold




Dusk & Dawn




Fired Copper




Earth Taupe



Mallow Rose



Orchard Pink



Red Sandstone




Fired Earth



Blue Sky



Mountain Grey



Moon Stone



Mint Green



Sea Mist

DISCLAIMER:
Please note that all colours within this colour selector have been displayed as accurately as the print process will allow and that slight variations in colour will possibly occur. Please request specification sample before final colour is accepted.

So how is Wethertex MP44 Pliolite Spray Coating applied?

Application is in 5 stages:

STAGE

01



Wall Preparation and Cleaning

When renovating the exterior of your home, preparation is key to creating a flawless, long lasting finish. All surfaces must be thoroughly cleaned down by either power washing or, if required, wire brush. Years of grime, mould, algae and any other contaminants must be removed.

All loose, flaking paintwork and render must be removed – if necessary by mechanical means. This process will show up any damaged render, brickwork, roughcast, pebble dash or masonry that may need repair. Once this is complete a C10 Fungicidal Wash should be applied to eliminate any algae growth that may affect the result.



STAGE


02



Pre-application Protection

All doors, windows, paths and surrounding areas, that are not to be coated, should be protected before application begins.

This should be done by using heavy duty paper, tapes and dust sheets to ensure that everywhere is fully protected from the permanent effect of Wethertex.



STAGE

03



Stabilising Wall Repairs

Once any old, loose material has been removed from the wall and any remedial building work carried out, advanced Wethertex GRC or X71 Polymer Render should be applied to reinforce and waterproof the repairs.

Wethertex GRC & X71 Polymer Renders are modified with dual polymer technology, and glass fibres, to make them very flexible and hugely strong to stabilise repairs, inhibit cracking and ensure a long life for the substrate.



STAGE

04



Wall Priming

PP1 Pre-Prep Primer is next applied to penetrate deep into the substrate and ensure a high quality bond.

This procedure will also ensure that when the wall coating is applied a uniform finish is guaranteed.



STAGE

05



Wall Coating

The final stage is to apply the Wethertex MP44 Pliolite Spray Coating using heavy duty spray equipment.

This delivers the material in an even coat which is up to 40 times thicker than standard paint. Our power coat technology covers the surface evenly to create a stunning finished look.



WETHERTEX[®]

PERFORMANCE COATINGS

CONTRACTOR



Wetherby[®]
Performance Building Products

Dalton Industrial Estate, Dalton, North Yorkshire YO7 3HE

T 01845 578555 | F 01845 578777 | E sales@wetherbygroup.com
www.wethertex.co.uk