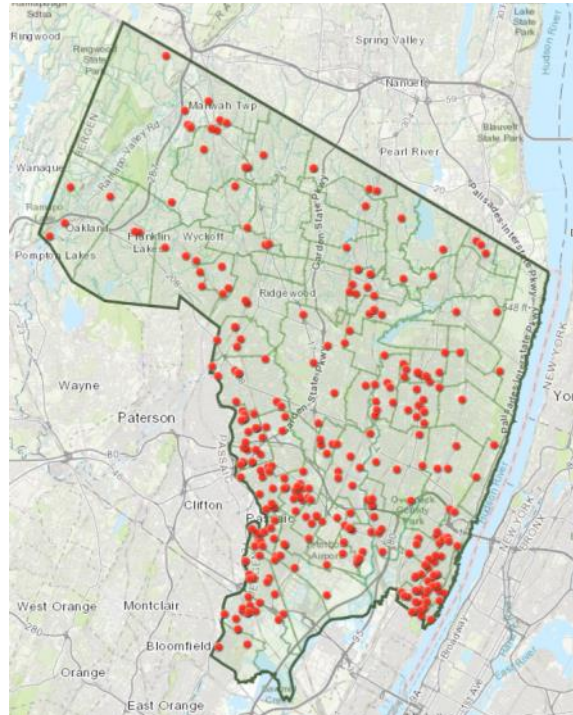




Bergen County Prosecutor's Office

Report on the Bergen County Heroin and Opioid Epidemic



January 1, 2016 - December 31, 2016
Year End Report (Revised)



Message from Prosecutor Gurbir S. Grewal



Dear Reader:

Heroin and opioid overdoses continue to rise across the country and across this state, including in Bergen County. In 2016, we saw **320 reported overdoses**, which represented a 11.1% increase from 2015. This increase is attributable to both an overall rise in the number of individuals abusing heroin and opioids and to an increase in the potency of the heroin being sold in this state, which is often mixed or substituted with fentanyl, a synthetic opioid up to 50 times more powerful than heroin. There was also an increase in successful deployments of **Naloxone** or “**Narcan**,” the overdose reversal drug, in 2016. To combat this growing epidemic, the Bergen County Prosecutor’s Office (“BCPO”) implemented a three-prong approach in 2016, which we hope to build on this year. This approach focuses on **innovative criminal enforcement, treatment options** for addicts, and **educational programming** to prevent individuals from becoming addicted to opioids and heroin.

Innovative Criminal Enforcement. In 2016, we moved away from traditional, large-scale arrests of low-level drug offenders. Instead, we pioneered “**Operation Helping Hand**,” a program that brought together county law enforcement and county healthcare professionals in an effort to offer detox and treatment options to low-level drug offenders. Bergen County Executive James J. Tedesco, III, and the Bergen County Sheriff’s Office, under the direction of Sheriff Michael Saudino, were key partners in this collaborative initiative. During a one-week period in September 2016, BCPO detectives working with county law enforcement arrested approximately 40 such individuals and offered them help; 12 individuals accepted medical help as a result of the initiative. Notably, the treatment we facilitated was in addition to, not in lieu of, criminal charges.

Treatment Options. In 2016, we continued facilitating the distribution of Narcan kits to all law enforcement officers in the County. Last year alone, they **deployed Narcan on more than 200 occasions and saved 180 lives**. I want to recognize and thank them for their work on the frontlines against the heroin and opioid epidemic. If it were not for them and their heroic efforts, we would clearly have lost even more lives.

In addition, we made significant progress with our “**Recovery Coach Program**,” a program which, when implemented, will dispatch trained recovery specialists to local emergency rooms to counsel overdose victims and to encourage them to seek treatment options



Message from Prosecutor Gurbir S. Grewal



options. To date, **12 individuals** have gone through training and have been certified as recovery coaches. This year, we will secure agreements with area hospitals to allow these coaches into the emergency room setting to help those recovering from overdoses.

Educational Programming. If we can steer children and adults from the known pathways to heroin and opioid addiction, we can stem this rising epidemic. Education, therefore, is the key. The BCPO has developed an interactive presentation entitled “Path to Addiction” to educate students and families in this regard. During the presentation, which is available on request to schools and community groups in Bergen County, BCPO detectives and recovering addicts and/or parents who have lost children to the epidemic, detail the pathways to addiction and discuss strategies to avoid getting on those pathways altogether. During the 2015-2016 school year, BCPO detectives presented to approximately 45 freshman classes in the County, reaching nearly 10,000 students. In addition, they gave similar presentations to dozens of parents and community groups.

To enhance our educational programming, in November 2016, we launched **#StopTheODs**, a social media campaign using **Twitter (@BCPONJ)** and **Facebook (fb.com/bcponj)**. This campaign is designed to share information with the public about overdoses and Narcan saves in Bergen County, and includes graphics showing the municipality where these events occurred, the age and gender of the victim, and, in the case of a Narcan save, the agency that saved the overdose victim’s life. Through this campaign, we hope to destigmatize addiction by mapping the epidemic and showing that it affects every pocket of Bergen County. We also hope to encourage others, including teachers and parents, to use this information to discuss the epidemic with their students and children, respectively.

This **Report on the Bergen County Heroin and Opioid Epidemic** is the natural extension of our educational and social media efforts. It summarizes in one document the widespread and dangerous impact the heroin and opioid epidemic had on Bergen County in 2016. We hope that you will use this report to do your part to help us **#StopTheODs**.

GURBIR S. GREWAL
BERGEN COUNTY PROSECUTOR



2016 Year End Report



Overview and Sources of Information

This report includes information and analysis of opioid and non-opioid related overdoses, including fatal overdoses, as well as statistical data on law enforcement use of Narcan. Narcan is a medication used as an emergency treatment of a known or suspected opioid overdose, and is administered as a nasal spray. If administered in a timely manner, it may counteract the life-threatening effects of opioid overdoses. In Bergen County, Narcan is provided to local law enforcement departments through a program funded by the Bergen County Prosecutor's Office. While Narcan may be administered in many settings, including by family members at home or by emergency medical technicians, this report only tracks Narcan deployments by Bergen County law enforcement. Accordingly, a "Narcan save" for purposes of this report is defined as a non-fatal overdose where Narcan was successfully deployed by a member of Bergen County law enforcement.

The data contained in this report is derived primarily from reporting by Bergen County law enforcement to the Bergen County Prosecutor's Office and is supplemented with information provided by the Bergen County Medical Examiner's Office. Therefore, ***this report likely understates the scope of the heroin and opioid crisis affecting the County*** because it does not capture overdoses where law enforcement was not notified and where the victim sought treatment at a hospital. Similarly, as stated above, this report only captures Narcan deployments by County law enforcement.

All information in this report is current to the date of the report and subject to further review.

Summary of Key Findings for 2016

- County law enforcement responded to **320 overdose related incidents**, a 11.1% increase from 2015.
- County law enforcement reported **98 overdose fatalities**, the majority of which were opioid related.
- Narcan was deployed by County law enforcement on **208 occasions**, a 11.2% increase from 2015.
- County law enforcement were responsible for **180 Narcan saves**, a 5.9% increase from 2015.

2015 to 2016 Totals and Percent Change				
	Overdoses	Narcan Deployments	Narcan Saves	Overdose Fatality
2015 TOTAL:	288	187	170	87
2016 TOTAL:	320	208	180	98
PERCENT CHANGE:	+ 11.1%	+ 11.2%	+ 5.9%	12.6%



2016 Year End Report



Overdose Statistics

In 2016, Bergen County law enforcement agencies responded to **320 reported overdoses**, approximately 81% of which are currently believed to be opioid related. Of these overdoses, **98 were fatal overdoses**, approximately 84% of which are also currently believed to be opioid related.

Bergen County Overdoses - 2016		
	Non-Fatal Overdoses	Fatal Overdoses
Opioid Overdoses	177	82
Non-Opioid Overdoses	31	16
Unknown Drug Type	14	0
Total	222	98

2016 Top 10 Municipalities: Total Overdoses

The geographic location of overdoses does not necessarily mean that the overdose victims were residents of the municipality. In addition, in some cases, there were multiple overdoses involving the same victim.

Rank	Municipality	Total Overdoses	OD Rate/10,000 pop.
1	Elmwood Park	23	11.85
2	Cliffside Park	16	6.78
3 (tie)	Lyndhurst	14	6.81
3 (tie)	Lodi	14	5.80
3 (tie)	Fort Lee	14	3.96
4	Garfield	13	4.26
5 (tie)	Fairview	11	7.95
5 (tie)	Dumont	11	6.29
6 (tie)	Wallington	10	8.82
6 (tie)	Fair Lawn	10	3.08



2016 Year End Report



Demographic Statistics for Opioid Related Overdoses

2016 Opioid Overdoses by Gender and Age			
Gender	Age	# of Opioid Overdoses	% of Total Opioid Overdoses
Female	< 18	2	0.8%
	18 - 24	11	4.2%
	25 - 31	18	6.9%
	32 - 38	11	4.2%
	39 - 45	5	1.9%
	46 - 52	9	3.5%
	53 - 59	9	3.5%
	60 & over	5	1.9%
	UKN	0	0.0%
Sub-Total		70	27.0%
Male	< 18	0	0.0%
	18 - 24	42	16.2%
	25 - 31	64	24.7%
	32 - 38	25	9.7%
	39 - 45	14	5.4%
	46 - 52	23	8.9%
	53 - 59	10	3.9%
	60 & over	7	2.7%
	UKN	1	0.4%
Sub-Total		186	71.8%
Unspecified of All Ages		3	1.2%
Total		259	

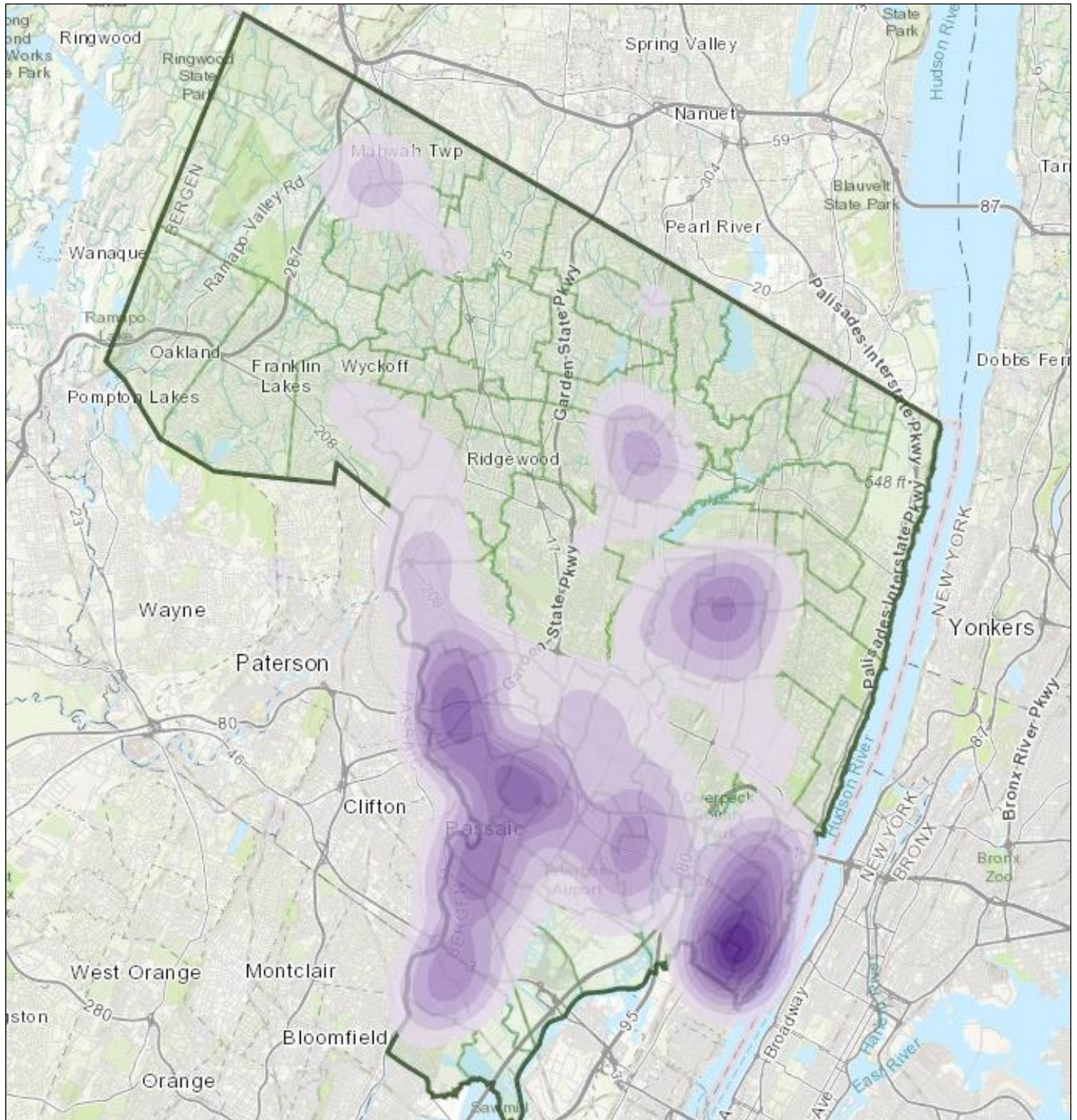
2016 Opioid Overdoses by Race		
Race/Ethnicity	Count of Race/ Ethnicity	Percent of Opioid Overdoses
White	223	86.1%
Hispanic	19	7.3%
Unknown	5	1.9%
Asian/Indian	6	2.3%
Black	5	1.9%
Native American	1	0.4%
Pacific Islander	0	0.0%
Total	259	100.0%



2016 Year End Report



2016 Density Map of All Overdoses

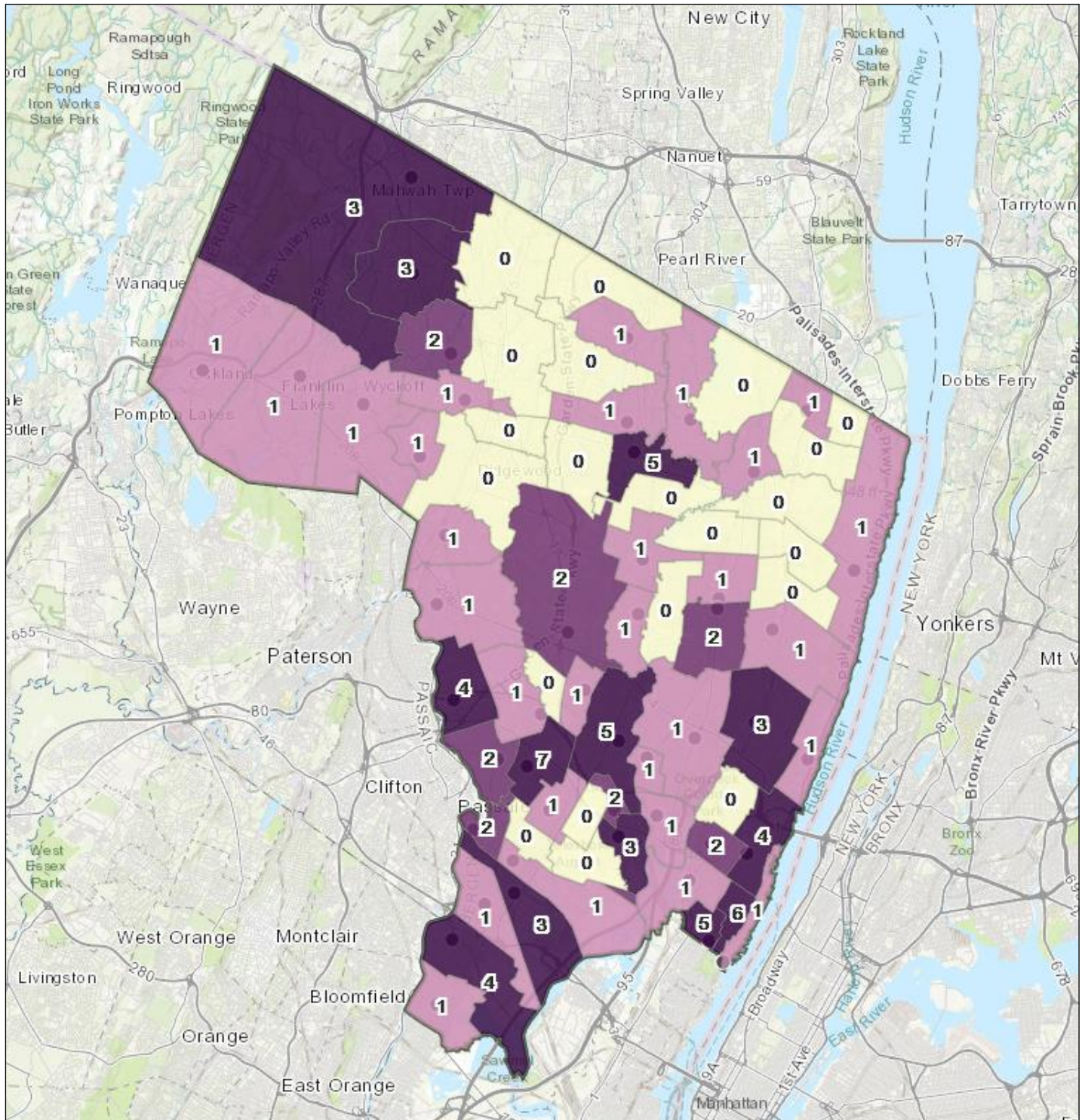




2016 Year End Report



2016 Map of Overdose Fatalities





2016 Year End Report



Narcan Deployments

Narcan was deployed during 208 incidents reported by local law enforcement in 2016, resulting in ***180 Narcan saves*** in 2016.

2016 Top 10 Municipalities: Narcan Deployments

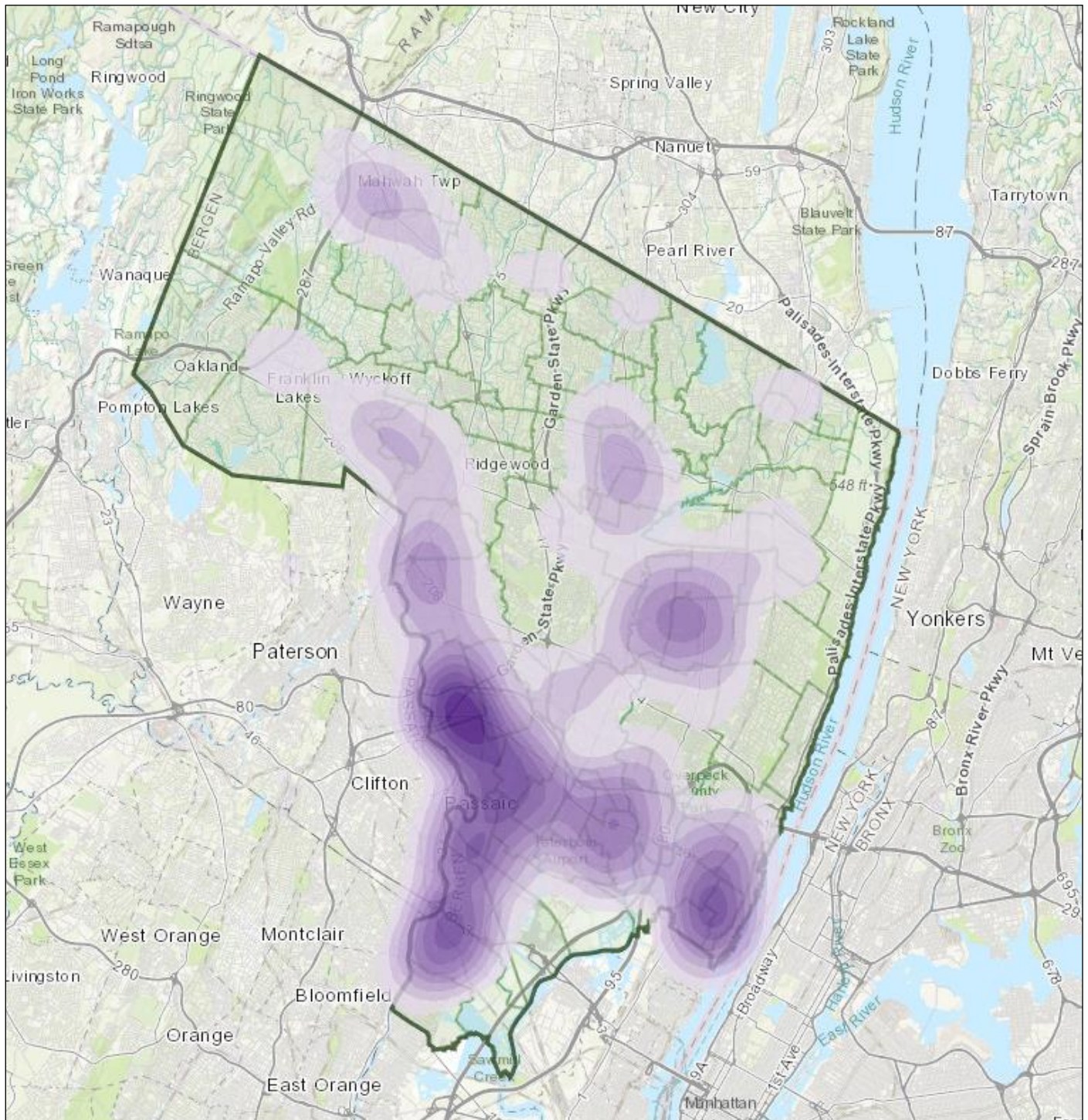
Rank	Municipality	Total Narcan Deployments
1	Elmwood Park	15
2	Lyndhurst	12
3 (tie)	Garfield	9
3 (tie)	Fair Lawn	9
3 (tie)	Mahwah	9
4 (tie)	Rutherford	8
4 (tie)	New Milford	8
4 (tie)	Wallington	8
5 (tie)	Bergenfield	7
5 (tie)	Lodi	7



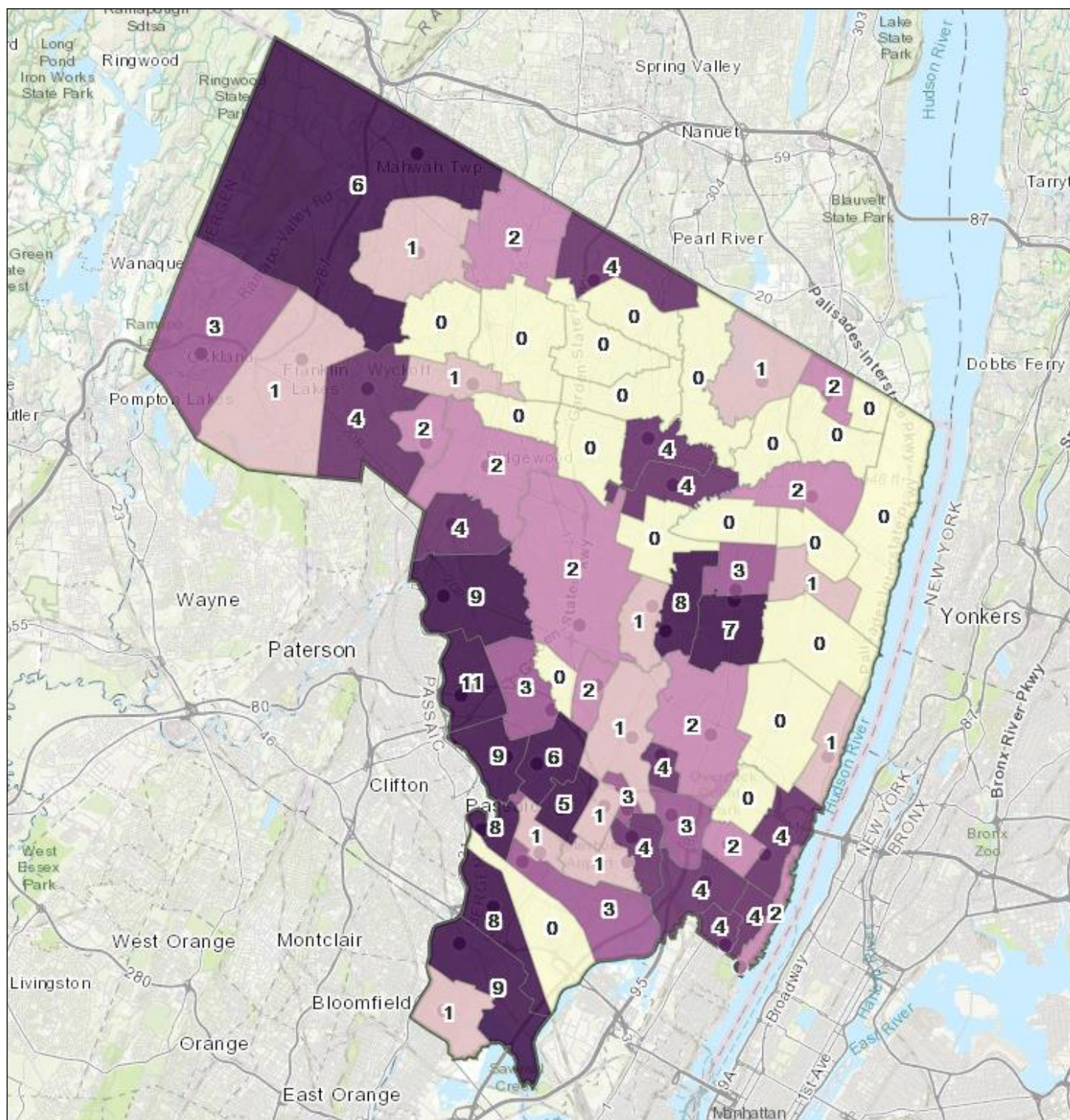
2016 Year End Report



2016 Map of Narcan Deployments



2016 Map of Narcan Saves





Appendix A



Incident Totals by Municipality

Municipality	Overdoses	Narcan Deployments	Narcan Saves	Overdose Fatality
Allendale	2	1	0	2
Alpine	1	1	0	1
Bergenfield	9	7	7	2
Bogota	5	4	4	1
Carlstadt	5	3	3	1
Cliffside Park	16	6	4	6
Closter	2	2	2	0
Cresskill	1	1	1	0
Demarest	0	1	0	0
Dumont	11	3	3	1
East Rutherford	3	0	0	3
Edgewater	3	2	2	1
Elmwood Park	23	15	11	4
Emerson	5	4	4	0
Englewood	3	1	0	3
Englewood Cliffs	2	2	1	1
Fair Lawn	10	9	9	1
Fairview	11	4	4	5
Fort Lee	14	4	4	4
Franklin Lakes	2	2	1	1
Garfield	13	9	9	2
Glen Rock	5	4	4	1
Hackensack	7	1	1	5
Harrington Park	1	0	0	1
Hasbrouck Heights	6	5	5	1
Haworth	0	0	0	0



Appendix A (continued)



Incident Totals by Municipality

Municipality	Overdoses	Narcan Deployments	Narcan Saves	Overdose Fatality
Hillsdale	1	1	0	1
Ho Ho Kus	0	0	0	0
Leonia	0	0	0	0
Little Ferry	7	6	4	3
Lodi	14	7	6	7
Lyndhurst	14	12	9	4
Mahwah	9	9	6	3
Maywood	4	3	2	1
Midland Park	3	3	2	1
Montvale	4	4	4	0
Moonachie	2	1	1	0
New Milford	8	8	8	0
North Arlington	2	1	1	1
Northvale	3	2	2	1
Norwood	0	0	0	0
Oakland	4	3	3	1
Old Tappan	1	1	1	0
Oradell	1	1	0	1
Palisades Park	4	2	2	2
Paramus	5	2	2	2
Park Ridge	1	0	0	1
Ramsey	4	2	1	3
Ridgefield	5	4	4	1
Ridgefield Park	4	3	3	1
Ridgewood	2	2	2	0
River Edge	2	2	1	1



Appendix A (continued)



Incident Totals by Municipality

Municipality	Overdoses	Narcan Deployments	Narcan Saves	Overdose Fatality
River Vale	2	0	0	1
Rochelle Park	0	0	0	0
Rockleigh	0	0	0	0
Rutherford	9	8	8	1
Saddle Brook	4	3	3	1
Saddle River	0	0	0	0
South Hackensack	5	3	3	2
Teaneck	5	2	2	1
Tenafly	1	0	0	1
Teterboro	1	1	1	0
Upper Saddle River	2	2	2	0
Waldwick	2	1	1	1
Wallington	10	8	8	2
Washington Township	0	0	0	0
Westwood	9	5	4	5
Woodcliff Lake	0	0	0	0
Wood-Ridge	1	1	1	0
Wyckoff	5	4	4	1
2016 TOTAL:	320	208	180	98