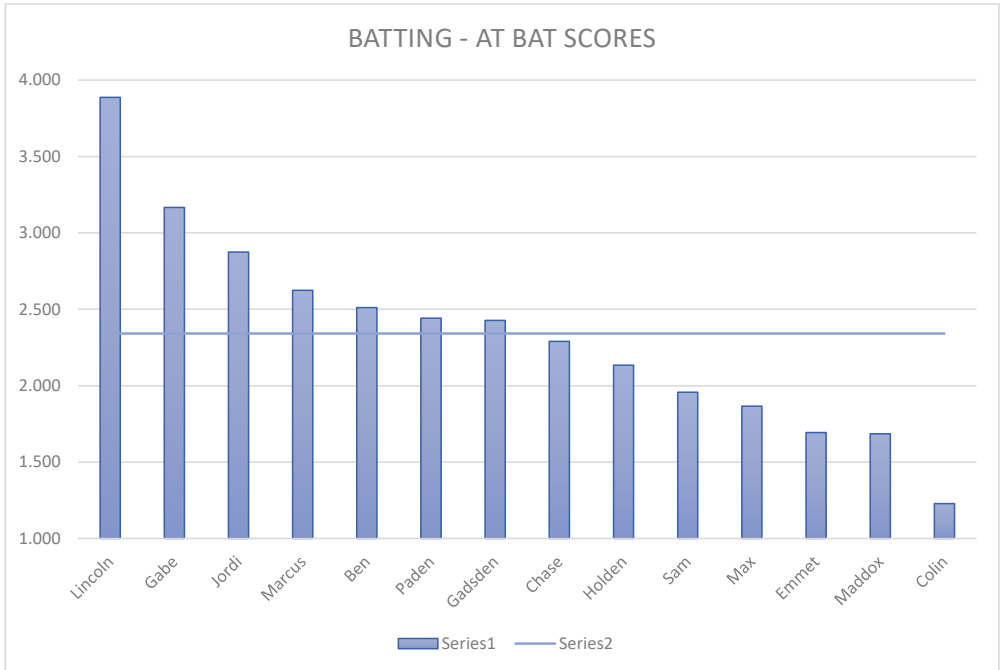


BATTING SCORES 2025 Perfect Game - 13U NIT										ELEVATE NW - ALLEN 13U		
#	NAME	AB	HHB	CONTACT	OPS	CLUTCH	QAB	SO	K-L	ABS	+/- AVG	
2	Gadsden	9	3.00	100.00	0.52	0.33	50.00	0.00	0.00			
	SCORE		0.33	1.00	0.26	0.33	0.50	0.00	0.00	2.43	100%	
3	Marcus	4	2.00	100.00	0.58	0.50	33.33	0.00	0.00			
	SCORE		0.50	1.00	0.29	0.50	0.33	0.00	0.00	2.62	108%	
5	Emmet	5	1.00	80.00	0.29	0.00	75.00	-1.00	0.00			
	SCORE		0.20	0.80	0.14	0.00	0.75	-0.20	0.00	1.69	70%	
9	Chase	11	3.00	81.82	0.90	0.40	53.33	-2.00	0.00			
	SCORE		0.27	0.82	0.45	0.40	0.53	-0.18	0.00	2.29	95%	
10	Holden	7	2.00	85.71	0.80	0.25	62.50	-1.00	-1.00			
	SCORE		0.29	0.86	0.40	0.25	0.63	-0.14	-0.14	2.13	88%	
11	Gabe	10	4.00	100.00	1.20	0.50	66.67	0.00	0.00			
	SCORE		0.40	1.00	0.60	0.50	0.67	0.00	0.00	3.17	131%	
13	Paden	10	6.00	90.00	0.92	0.00	58.33	-1.00	0.00			
	SCORE		0.60	0.90	0.46	0.00	0.58	-0.10	0.00	2.44	101%	
16	Lincoln	9	6.00	100.00	1.25	0.75	84.62	0.00	0.00			
	SCORE		0.67	1.00	0.62	0.75	0.85	0.00	0.00	3.89	161%	
21	Colin	5	1.00	80.00	0.29	-	28.57	-1.00	0.00			
	SCORE		0.20	0.80	0.14	-	0.29	-0.20	0.00	1.23	51%	
22	Jordi	2	1.00	100.00	1.25	-	75.00	0.00	0.00			
	SCORE		0.50	1.00	0.63	-	0.75	0.00	0.00	2.88	119%	
24	Max	10	4.00	90.00	0.53	0.00	50.00	-1.00	-1.00			
	SCORE		0.40	0.90	0.27	0.00	0.50	-0.10	-0.10	1.87	77%	
27	Maddox	7	3.00	57.14	1.30	0.25	50.00	-3.00	-2.00			
	SCORE		0.43	0.57	0.65	0.25	0.50	-0.43	-0.29	1.68	70%	
29	Sam	9	4.00	66.67	0.59	0.25	63.64	-3.00	0.00			
	SCORE		0.44	0.67	0.29	0.25	0.64	-0.33	0.00	1.96	81%	
51	Ben	10	2.00	90.00	1.04	0.40	69.23	-1.00	-1.00			
	SCORE		0.20	0.90	0.52	0.40	0.69	-0.10	-0.10	2.51	104%	
	TEAM TOTAL	108	42	87.04	0.85	0.32	59.44	-14.00	-5.00			
	AVG		0.39	0.87	0.42	0.32	0.59	-0.13	-0.05	2.42	100%	CATEGORY LEADER
	category weighting %'s		16%	36%	17%	13%	25%	-5%	-2%	AVG	BOTTOM 5	TOP 5

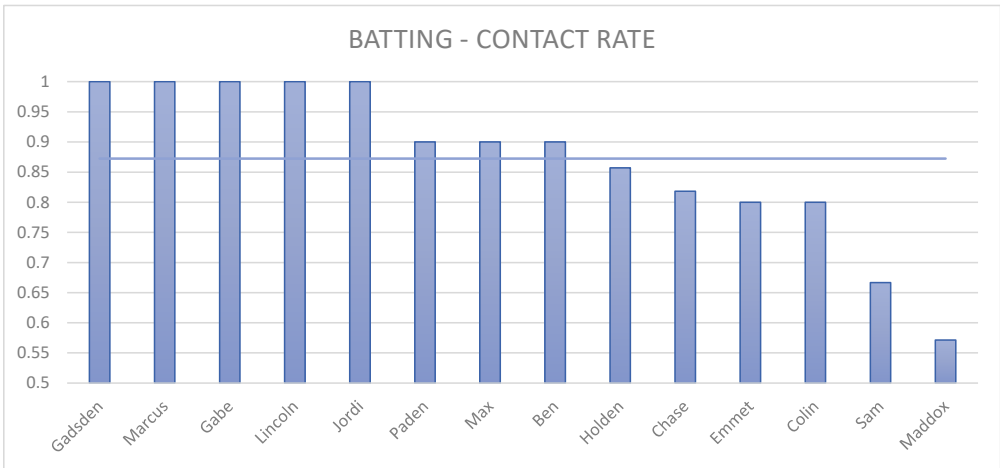
AB= AT BATS / HHB = HARD HIT BALLS / CONTACT = CONTACT % (AB-K/AB) / OPS = ON BASE + SLUGGING % / CLUTCH = BA/RISP / QAB% = QUALITY AT BAT % / K'S = STRIKEOUTS / K-L = STRIKEOUTS LOOKING / ABS = AT BAT SCORE (COMPOSITE OF ALL CATEGORIES) / +/- AVG = % ABOVE OR BELOW TEAM AVERAGE

NAME	AB	HHB	CONTACT	OPS	CLUTCH	QAB	SO	K-L	ABS
Gadsden	9	0.33	1.00	0.52	0.33	0.50	0.00	0.00	2.43
Marcus	4	0.50	1.00	0.58	0.50	0.33	0.00	0.00	2.62
Emmet	5	0.20	0.80	0.29	0.00	0.75	-0.20	0.00	1.69
Chase	11	0.27	0.82	0.90	0.40	0.53	-0.18	0.00	2.29
Holden	7	0.29	0.86	0.80	0.25	0.63	-0.14	-0.14	2.13
Gabe	10	0.40	1.00	1.20	0.50	0.67	0.00	0.00	3.17
Paden	10	0.60	0.90	0.92	0.00	0.58	-0.10	0.00	2.44
Lincoln	9	0.67	1.00	1.25	0.75	0.85	0.00	0.00	3.89
Colin	5	0.20	0.80	0.29	-	0.29	-0.20	0.00	1.23
Jordi	2	0.50	1.00	1.25	-	0.75	0.00	0.00	2.88
Max	10	0.40	0.90	0.53	0.00	0.50	-0.10	-0.10	1.87
Maddox	7	0.43	0.57	1.30	0.25	0.50	-0.43	-0.29	1.68
Sam	9	0.44	0.67	0.59	0.25	0.64	-0.33	0.00	1.96
Ben	10	0.20	0.90	1.04	0.40	0.69	-0.10	-0.10	2.51

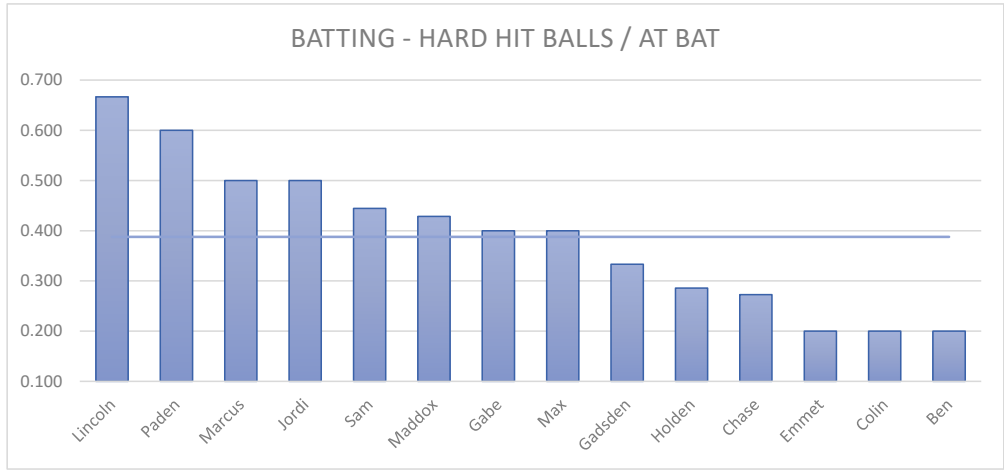
NAME	ABS	AVG
Lincoln	3.887	2.342
Gabe	3.167	2.342
Jordi	2.875	2.342
Marcus	2.625	2.342
Ben	2.511	2.342
Paden	2.442	2.342
Gadsden	2.427	2.342
Chase	2.291	2.342
Holden	2.134	2.342
Sam	1.957	2.342
Max	1.867	2.342
Emmet	1.693	2.342
Maddox	1.685	2.342
Colin	1.229	2.342



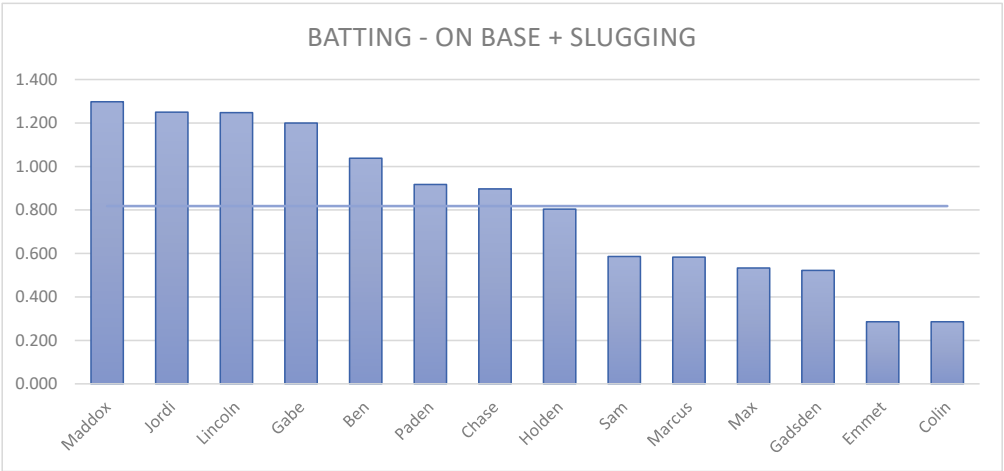
NAME	INTACT	AVG
Gadsden	1	0.872
Marcus	1	0.872
Gabe	1	0.872
Lincoln	1	0.872
Jordi	1	0.872
Paden	0.9	0.872
Max	0.9	0.872
Ben	0.9	0.872
Holden	0.857	0.872
Chase	0.818	0.872
Emmet	0.8	0.872
Colin	0.8	0.872
Sam	0.667	0.872
Maddox	0.571	0.872



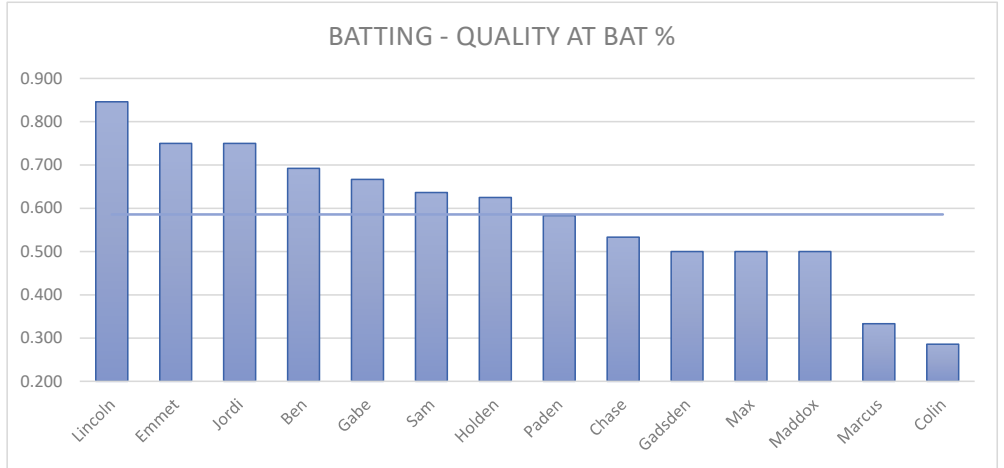
NAME	HHB	AVG
Lincoln	0.667	0.388
Paden	0.600	0.388
Marcus	0.500	0.388
Jordi	0.500	0.388
Sam	0.444	0.388
Maddox	0.429	0.388
Gabe	0.400	0.388
Max	0.400	0.388
Gadsden	0.333	0.388
Holden	0.286	0.388
Chase	0.273	0.388
Emmet	0.200	0.388
Colin	0.200	0.388
Ben	0.200	0.388



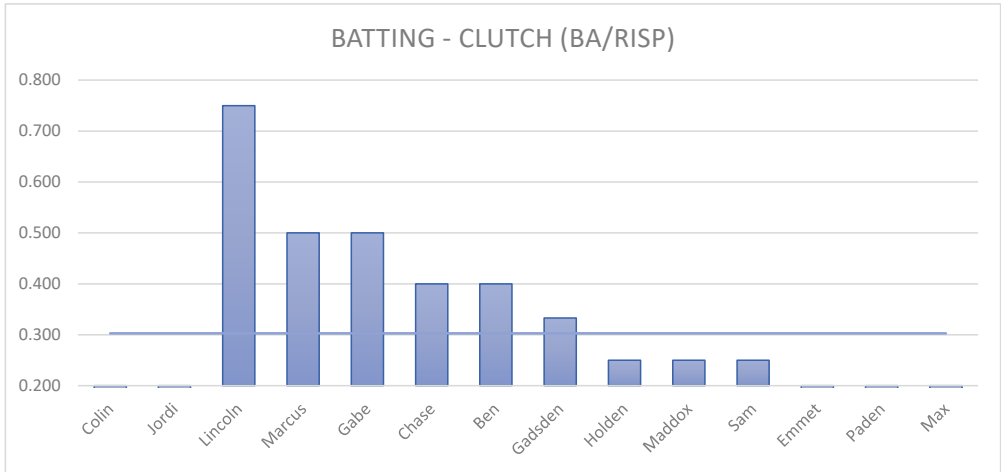
NAME	OPS	AVG
Maddox	1.298	0.818
Jordi	1.250	0.818
Lincoln	1.248	0.818
Gabe	1.200	0.818
Ben	1.038	0.818
Paden	0.917	0.818
Chase	0.897	0.818
Holden	0.804	0.818
Sam	0.586	0.818
Marcus	0.583	0.818
Max	0.533	0.818
Gadsden	0.522	0.818
Emmet	0.286	0.818
Colin	0.286	0.818



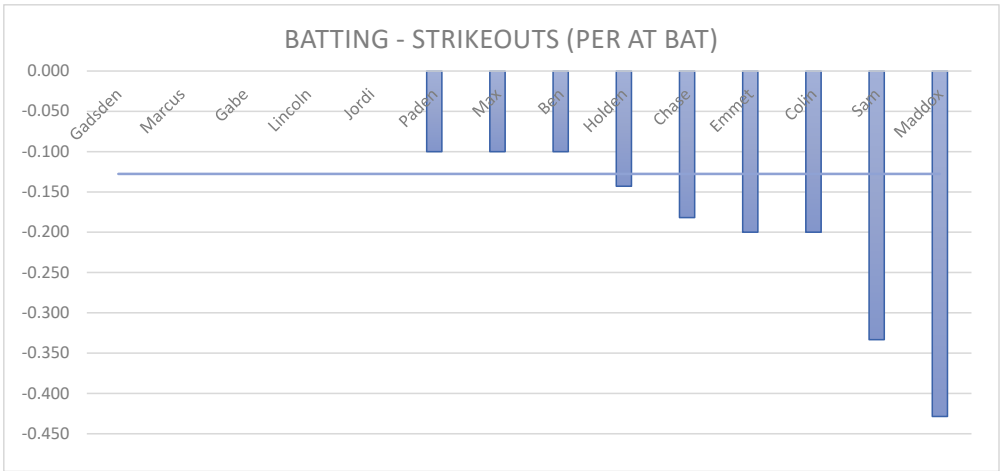
NAME	QAB	AVG
Lincoln	0.846	0.586
Emmet	0.750	0.586
Jordi	0.750	0.586
Ben	0.692	0.586
Gabe	0.667	0.586
Sam	0.636	0.586
Holden	0.625	0.586
Paden	0.583	0.586
Chase	0.533	0.586
Gadsden	0.500	0.586
Max	0.500	0.586
Maddox	0.500	0.586
Marcus	0.333	0.586
Colin	0.286	0.586



NAME	CLUTCH	AVG
Colin	-	0.303
Jordi	-	0.303
Lincoln	0.750	0.303
Marcus	0.500	0.303
Gabe	0.500	0.303
Chase	0.400	0.303
Ben	0.400	0.303
Gadsden	0.333	0.303
Holden	0.250	0.303
Maddox	0.250	0.303
Sam	0.250	0.303
Emmet	0.000	0.303
Paden	0.000	0.303
Max	0.000	0.303



NAME	SO	AVG
Gadsden	0.000	-0.128
Marcus	0.000	-0.128
Gabe	0.000	-0.128
Lincoln	0.000	-0.128
Jordi	0.000	-0.128
Paden	-0.100	-0.128
Max	-0.100	-0.128
Ben	-0.100	-0.128
Holden	-0.143	-0.128
Chase	-0.182	-0.128
Emmet	-0.200	-0.128
Colin	-0.200	-0.128
Sam	-0.333	-0.128
Maddox	-0.429	-0.128



NAME	K-L	AVG
Gadsden	0.000	-0.045
Marcus	0.000	-0.045
Emmet	0.000	-0.045
Chase	0.000	-0.045
Gabe	0.000	-0.045
Paden	0.000	-0.045
Lincoln	0.000	-0.045
Colin	0.000	-0.045
Jordi	0.000	-0.045
Sam	0.000	-0.045
Max	-0.100	-0.045
Ben	-0.100	-0.045
Holden	-0.143	-0.045
Maddox	-0.286	-0.045

