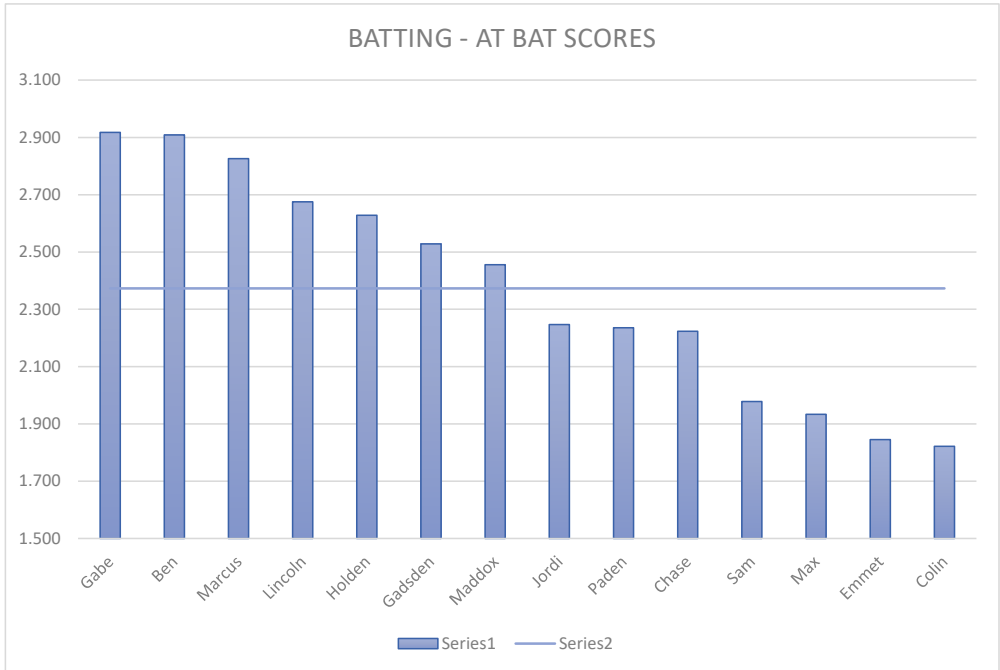


BATTING SCORES 2025 APRIL											ELEVATE NW - ALLEN 13U	
#	NAME	AB	HHB	CONTACT	OPS	CLUTCH	QAB	SO	K-L	ABS	+/- AVG	
2	Gadsden	18	6.00	94.44	0.73	0.55	45.00	-1.00	-1.00			
	SCORE		0.33	0.94	0.37	0.55	0.45	-0.06	-0.06	2.53	103%	
3	Marcus	15	7.00	93.33	1.06	0.40	56.52	-1.00	0.00			
	SCORE		0.47	0.93	0.53	0.40	0.57	-0.07	0.00	2.83	115%	
5	Emmet	11	3.00	81.82	0.54	0.00	66.67	-2.00	0.00			
	SCORE		0.27	0.82	0.27	0.00	0.67	-0.18	0.00	1.85	75%	
9	Chase	25	7.00	84.00	0.79	0.40	46.88	-4.00	0.00			
	SCORE		0.28	0.84	0.39	0.40	0.47	-0.16	0.00	2.22	91%	
10	Holden	15	6.00	93.33	0.99	0.30	63.16	-1.00	-1.00			
	SCORE		0.40	0.93	0.50	0.30	0.63	-0.07	-0.07	2.63	107%	
11	Gabe	24	12.00	95.83	0.96	0.36	65.52	-1.00	0.00			
	SCORE		0.50	0.96	0.48	0.36	0.66	-0.04	0.00	2.92	119%	
13	Paden	22	10.00	77.27	1.00	0.14	59.26	-5.00	0.00			
	SCORE		0.45	0.77	0.50	0.14	0.59	-0.23	0.00	2.24	91%	
16	Lincoln	23	12.00	82.61	0.89	0.39	71.43	-4.00	-1.00			
	SCORE		0.52	0.83	0.45	0.39	0.71	-0.17	-0.04	2.68	109%	
21	Colin	14	3.00	71.43	0.97	0.40	36.36	-4.00	-1.00			
	SCORE		0.21	0.71	0.49	0.40	0.36	-0.29	-0.07	1.82	74%	
22	Jordi	7	2.00	100.00	0.83	0.00	54.55	0.00	0.00			
	SCORE		0.29	1.00	0.42	0.00	0.55	0.00	0.00	2.25	92%	
24	Max	20	7.00	95.00	0.60	0.00	43.48	-1.00	-1.00			
	SCORE		0.35	0.95	0.30	0.00	0.43	-0.05	-0.05	1.93	79%	
27	Maddox	25	13.00	76.00	1.08	0.39	61.29	-6.00	-3.00			
	SCORE		0.52	0.76	0.54	0.39	0.61	-0.24	-0.12	2.46	100%	
29	Sam	14	5.00	78.57	0.53	0.29	50.00	-3.00	0.00			
	SCORE		0.36	0.79	0.26	0.29	0.50	-0.21	0.00	1.98	81%	
51	Ben	26	11.00	96.15	1.03	0.43	65.63	-1.00	-1.00			
	SCORE		0.42	0.96	0.52	0.43	0.66	-0.04	-0.04	2.91	119%	
	TEAM TOTAL	259	104	86.87	0.88	0.34	56.71	-34.00	-9.00			
	AVG		0.40	0.87	0.44	0.34	0.57	-0.13	-0.03	2.45	100%	CATEGORY LEADER
	category weighting %'s		16%	35%	18%	14%	23%	-5%	-1%	AVG	BOTTOM 5	TOP 5

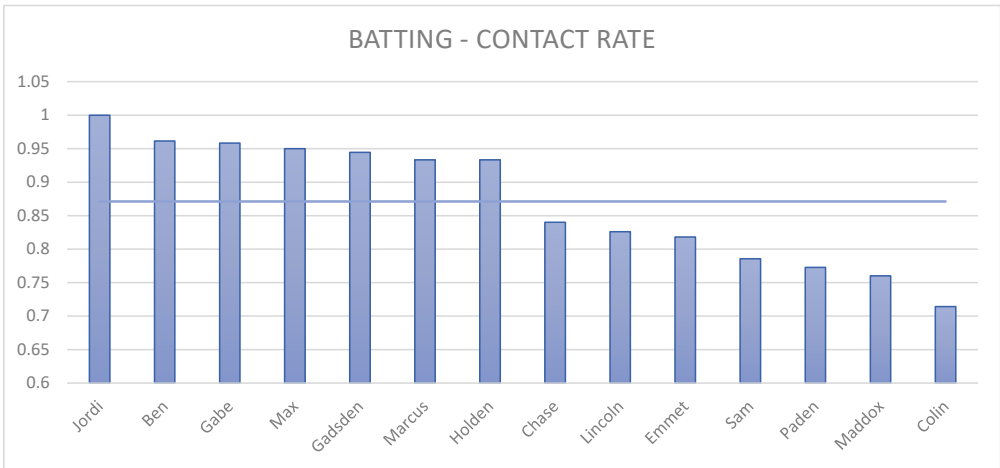
AB= AT BATS / HHB = HARD HIT BALLS / CONTACT = CONTACT % (AB-K/AB) / OPS = ON BASE + SLUGGING % / CLUTCH = BA/RISP / QAB% = QUALITY AT BAT % / K'S = STRIKEOUTS / K-L = STRIKEOUTS LOOKING / ABS = AT BAT SCORE (COMPOSITE OF ALL CATEGORIES) / +/- AVG = % ABOVE OR BELOW TEAM AVERAGE

NAME	AB	HHB	CONTACT	OPS	CLUTCH	QAB	SO	K-L	ABS
Gadsden	18	0.33	0.94	0.73	0.55	0.45	-0.06	-0.06	2.53
Marcus	15	0.47	0.93	1.06	0.40	0.57	-0.07	0.00	2.83
Emmet	11	0.27	0.82	0.54	0.00	0.67	-0.18	0.00	1.85
Chase	25	0.28	0.84	0.79	0.40	0.47	-0.16	0.00	2.22
Holden	15	0.40	0.93	0.99	0.30	0.63	-0.07	-0.07	2.63
Gabe	24	0.50	0.96	0.96	0.36	0.66	-0.04	0.00	2.92
Paden	22	0.45	0.77	1.00	0.14	0.59	-0.23	0.00	2.24
Lincoln	23	0.52	0.83	0.89	0.39	0.71	-0.17	-0.04	2.68
Colin	14	0.21	0.71	0.97	0.40	0.36	-0.29	-0.07	1.82
Jordi	7	0.29	1.00	0.83	0.00	0.55	0.00	0.00	2.25
Max	20	0.35	0.95	0.60	0.00	0.43	-0.05	-0.05	1.93
Maddox	25	0.52	0.76	1.08	0.39	0.61	-0.24	-0.12	2.46
Sam	14	0.36	0.79	0.53	0.29	0.50	-0.21	0.00	1.98
Ben	26	0.42	0.96	1.03	0.43	0.66	-0.04	-0.04	2.91

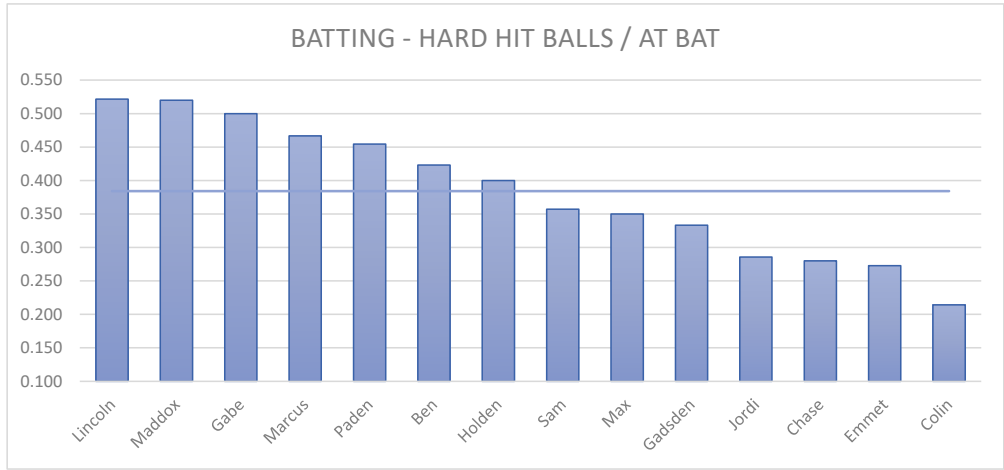
NAME	ABS	AVG
Gabe	2.918	2.373
Ben	2.908	2.373
Marcus	2.826	2.373
Lincoln	2.675	2.373
Holden	2.628	2.373
Gadsden	2.528	2.373
Maddox	2.456	2.373
Jordi	2.247	2.373
Paden	2.236	2.373
Chase	2.223	2.373
Sam	1.978	2.373
Max	1.934	2.373
Emmet	1.845	2.373
Colin	1.822	2.373



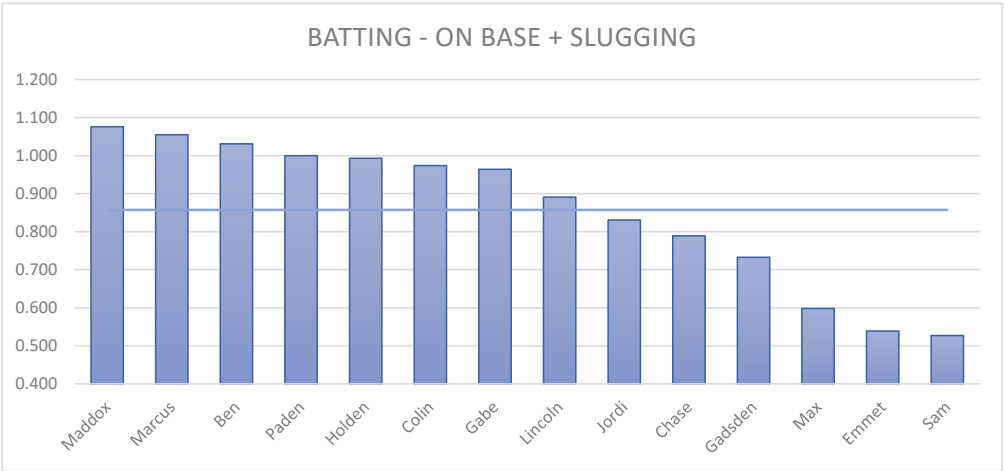
NAME	CONTACT	AVG
Jordi	1	0.871
Ben	0.962	0.871
Gabe	0.958	0.871
Max	0.95	0.871
Gadsden	0.944	0.871
Marcus	0.933	0.871
Holden	0.933	0.871
Chase	0.84	0.871
Lincoln	0.826	0.871
Emmet	0.818	0.871
Sam	0.786	0.871
Paden	0.773	0.871
Maddox	0.76	0.871
Colin	0.714	0.871



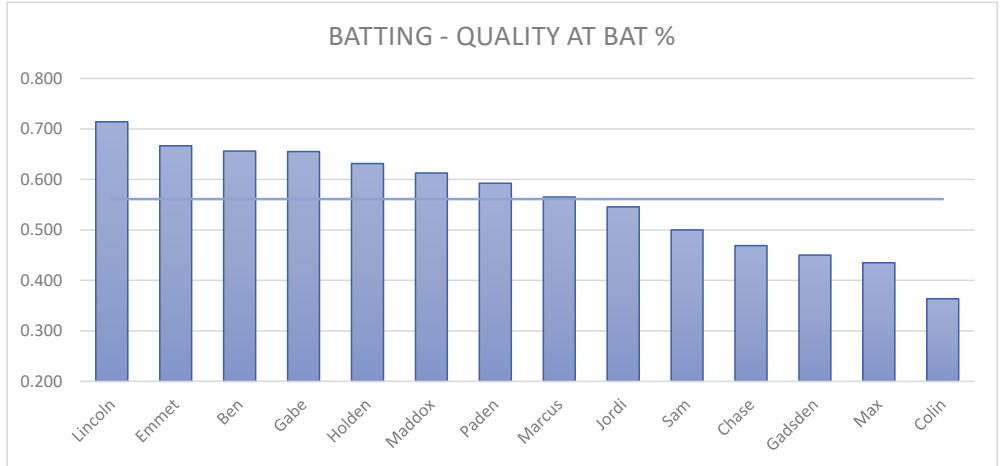
NAME	HHB	AVG
Lincoln	0.522	0.384
Maddox	0.520	0.384
Gabe	0.500	0.384
Marcus	0.467	0.384
Paden	0.455	0.384
Ben	0.423	0.384
Holden	0.400	0.384
Sam	0.357	0.384
Max	0.350	0.384
Gadsden	0.333	0.384
Jordi	0.286	0.384
Chase	0.280	0.384
Emmet	0.273	0.384
Colin	0.214	0.384



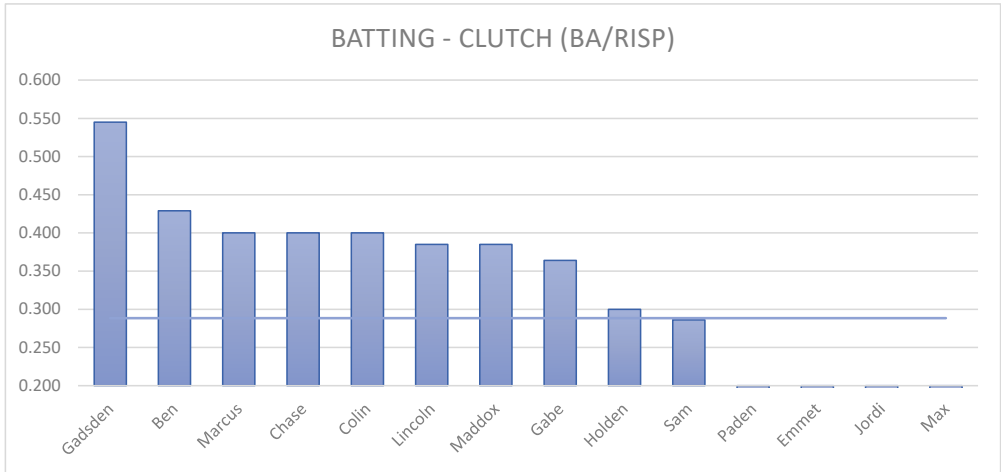
NAME	OPS	AVG
Maddox	1.076	0.857
Marcus	1.055	0.857
Ben	1.031	0.857
Paden	1.000	0.857
Holden	0.993	0.857
Colin	0.974	0.857
Gabe	0.964	0.857
Lincoln	0.891	0.857
Jordi	0.831	0.857
Chase	0.789	0.857
Gadsden	0.733	0.857
Max	0.598	0.857
Emmet	0.539	0.857
Sam	0.527	0.857



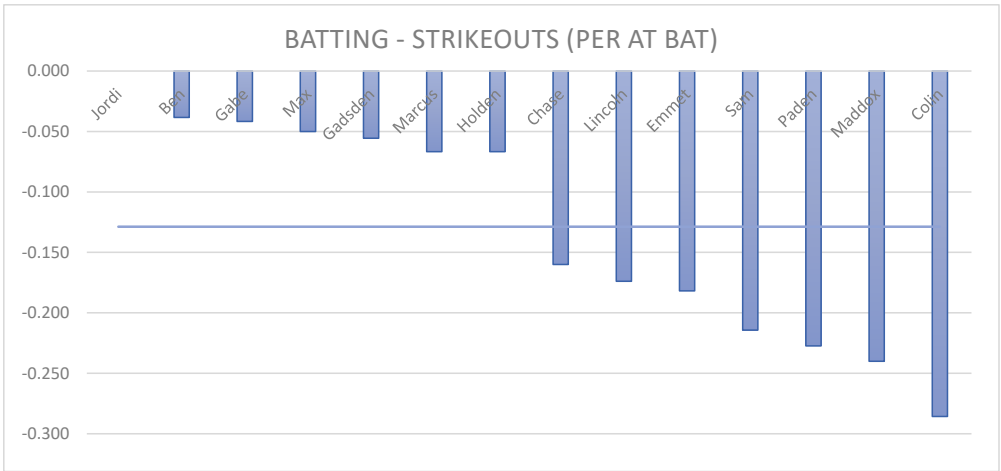
NAME	QAB	AVG
Lincoln	0.714	0.561
Emmet	0.667	0.561
Ben	0.656	0.561
Gabe	0.655	0.561
Holden	0.632	0.561
Maddox	0.613	0.561
Paden	0.593	0.561
Marcus	0.565	0.561
Jordi	0.546	0.561
Sam	0.500	0.561
Chase	0.469	0.561
Gadsden	0.450	0.561
Max	0.435	0.561
Colin	0.364	0.561



NAME	CLUTCH	AVG
Gadsden	0.545	0.288
Ben	0.429	0.288
Marcus	0.400	0.288
Chase	0.400	0.288
Colin	0.400	0.288
Lincoln	0.385	0.288
Maddox	0.385	0.288
Gabe	0.364	0.288
Holden	0.300	0.288
Sam	0.286	0.288
Paden	0.143	0.288
Emmet	0.000	0.288
Jordi	0.000	0.288
Max	0.000	0.288



NAME	SO	AVG
Jordi	0.000	-0.129
Ben	-0.038	-0.129
Gabe	-0.042	-0.129
Max	-0.050	-0.129
Gadsden	-0.056	-0.129
Marcus	-0.067	-0.129
Holden	-0.067	-0.129
Chase	-0.160	-0.129
Lincoln	-0.174	-0.129
Emmet	-0.182	-0.129
Sam	-0.214	-0.129
Paden	-0.227	-0.129
Maddox	-0.240	-0.129
Colin	-0.286	-0.129



NAME	K-L	AVG
Marcus	0.000	-0.032
Emmet	0.000	-0.032
Chase	0.000	-0.032
Gabe	0.000	-0.032
Paden	0.000	-0.032
Jordi	0.000	-0.032
Sam	0.000	-0.032
Ben	-0.038	-0.032
Lincoln	-0.043	-0.032
Max	-0.050	-0.032
Gadsden	-0.056	-0.032
Holden	-0.067	-0.032
Colin	-0.071	-0.032
Maddox	-0.120	-0.032

