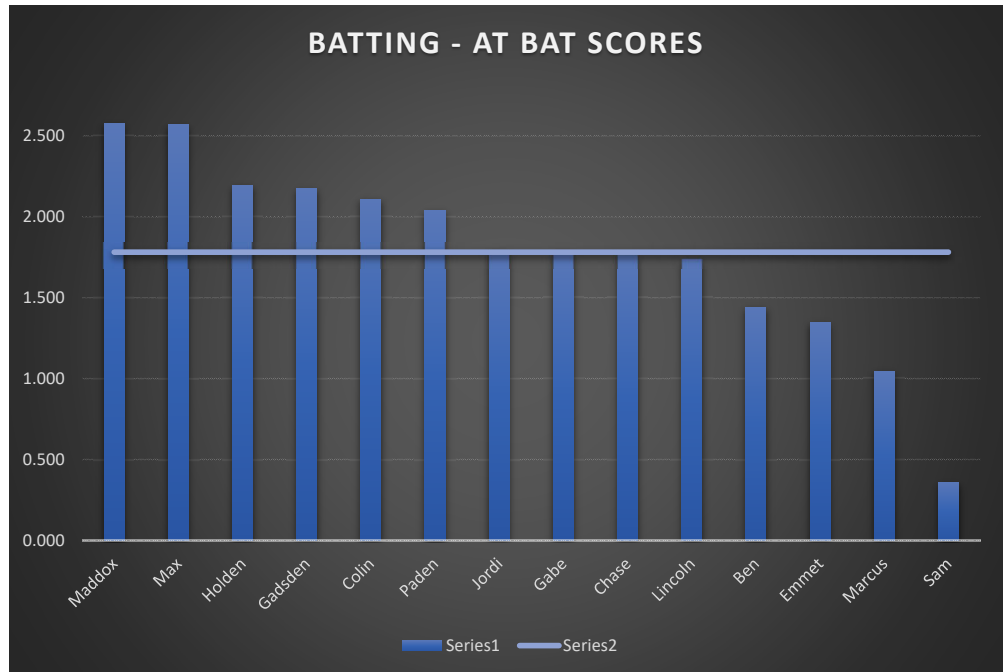


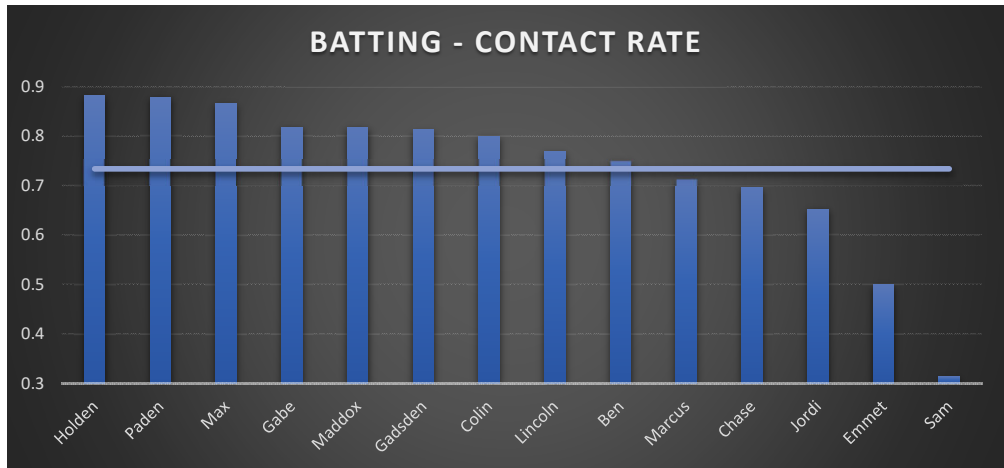
BATTING SCORES										13U FALL SEASON TOTALS (SCRIMMAGES INCLUDED)										ELEVATE NW - ALLEN 13U	
#	NAME	AB	HHB	CONTACT	OPS	CLUTCH	QAB%	K'S	K-L	ABS	+/- AVG										
2	Gadsden	32	13.00	26.00	0.78	0.33	51.43	-6.00	-3.00												
	SCORE		0.41	0.81	0.39	0.33	0.51	-0.19	-0.09	2.17	114%										
3	Marcus	14	2.00	10.00	0.64	0.00	36.84	-4.00	-3.00												
	SCORE		0.14	0.71	0.32	0.00	0.37	-0.29	-0.21	1.04	55%										
5	Emmet	12	3.00	6.00	0.82	0.43	59.09	-6.00	-4.00												
	SCORE		0.25	0.50	0.41	0.43	0.59	-0.50	-0.33	1.35	71%										
9	Chase	23	6.00	16.00	0.69	0.29	52.78	-7.00	-1.00												
	SCORE		0.26	0.70	0.35	0.29	0.53	-0.30	-0.04	1.77	93%										
10	Holden	34	8.00	30.00	0.85	0.41	41.46	-4.00	-2.00												
	SCORE		0.24	0.88	0.43	0.41	0.41	-0.12	-0.06	2.19	115%										
11	Gabe	22	4.00	18.00	0.60	0.22	44.44	-4.00	0.00												
	SCORE		0.18	0.82	0.30	0.22	0.44	-0.18	0.00	1.78	94%										
13	Paden	33	9.00	29.00	0.63	0.25	47.50	-4.00	-1.00												
	SCORE		0.27	0.88	0.32	0.25	0.48	-0.12	-0.03	2.04	107%										
16	Lincoln	26	7.00	20.00	0.59	0.20	51.61	-6.00	-2.00												
	SCORE		0.27	0.77	0.29	0.20	0.52	-0.23	-0.08	1.74	91%										
21	Colin	30	8.00	24.00	0.84	0.41	47.50	-6.00	-2.00												
	SCORE		0.27	0.80	0.42	0.41	0.48	-0.20	-0.07	2.11	111%										
22	Jordi	23	5.00	15.00	0.66	0.31	71.88	-8.00	-2.00												
	SCORE		0.22	0.65	0.33	0.31	0.72	-0.35	-0.09	1.79	94%										
24	Max	30	11.00	26.00	1.09	0.40	55.56	-4.00	-1.00												
	SCORE		0.37	0.87	0.54	0.40	0.56	-0.13	-0.03	2.57	135%										
27	Maddox	22	8.00	18.00	1.27	0.33	60.61	-4.00	0.00												
	SCORE		0.36	0.82	0.64	0.33	0.61	-0.18	0.00	2.58	135%										
29	Sam	16	1.00	5.00	0.46	0.11	64.00	-11.00	-5.00												
	SCORE		0.06	0.31	0.23	0.11	0.64	-0.69	-0.31	0.36	19%										
51	Ben	16	3.00	12.00	0.52	0.10	52.17	-4.00	-2.00												
	SCORE		0.19	0.75	0.26	0.10	0.52	-0.25	-0.13	1.44	76%										
71	Brody	6	1.00	4.00	0.97	0.00	63.64	-2.00	-1.00												
	SCORE		0.17	0.67	0.49	0.00	0.64	-0.33	-0.17	1.45	76%										
TEAM TOTAL		339	89	259.00	0.77	0.29	52.77	-80.00	-29.00												
AVG			0.26	0.76	0.39	0.29	0.53	-0.24	-0.09	1.91	100%	CATEGORY LEADER									
category weighting %'s			14%	40%	20%	15%	28%	-12%	-4%	AVG	BOTTOM 5	TOP 5									
AB= AT BATS / HHB = HARD HIT BALLS / CONTACT = CONTACT % (AB-K/AB) / OPS = ON BASE + SLUGGING % / CLUTCH = BA/RISP / QAB% = QUALITY AT BAT % / K'S = STRIKEOUTS / K-L = STRIKEOUTS LOOKING / ABS = AT BAT SCORE (COMPOSITE OF ALL CATEGORIES) / +/- AVG = % ABOVE OR BELOW TEAM AVERAGE																					

NAME	AB	HHB	CONTACT	OPS	CLUTCH	QAB%	K'S	K-L	ABS
Gadsden	32	0.41	0.81	0.78	0.33	0.51	-0.19	-0.09	2.17
Marcus	14	0.14	0.71	0.64	0.00	0.37	-0.29	-0.21	1.04
Emmet	12	0.25	0.50	0.82	0.43	0.59	-0.50	-0.33	1.35
Chase	23	0.26	0.70	0.69	0.29	0.53	-0.30	-0.04	1.77
Holden	34	0.24	0.88	0.85	0.41	0.41	-0.12	-0.06	2.19
Gabe	22	0.18	0.82	0.60	0.22	0.44	-0.18	0.00	1.78
Paden	33	0.27	0.88	0.63	0.25	0.48	-0.12	-0.03	2.04
Lincoln	26	0.27	0.77	0.59	0.20	0.52	-0.23	-0.08	1.74
Colin	30	0.27	0.80	0.84	0.41	0.48	-0.20	-0.07	2.11
Jordi	23	0.22	0.65	0.66	0.31	0.72	-0.35	-0.09	1.79
Max	30	0.37	0.87	1.09	0.40	0.56	-0.13	-0.03	2.57
Maddox	22	0.36	0.82	1.27	0.33	0.61	-0.18	0.00	2.58
Sam	16	0.06	0.31	0.46	0.11	0.64	-0.69	-0.31	0.36
Ben	16	0.19	0.75	0.52	0.10	0.52	-0.25	-0.13	1.44

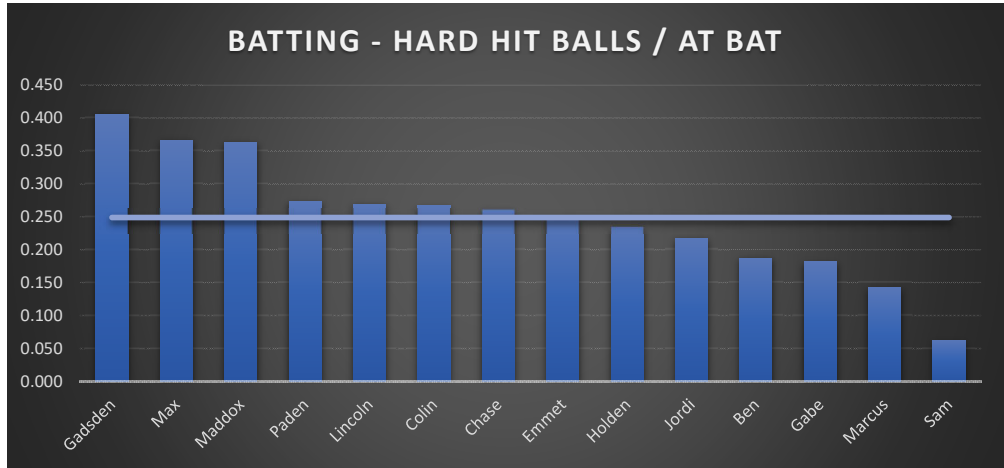
NAME	ABS	AVG
Maddox	2.576	1.781
Max	2.567	1.781
Holden	2.193	1.781
Gadsden	2.174	1.781
Colin	2.108	1.781
Paden	2.041	1.781
Jordi	1.789	1.781
Gabe	1.784	1.781
Chase	1.767	1.781
Lincoln	1.740	1.781
Ben	1.442	1.781
Emmet	1.347	1.781
Marcus	1.043	1.781
Sam	0.358	1.781



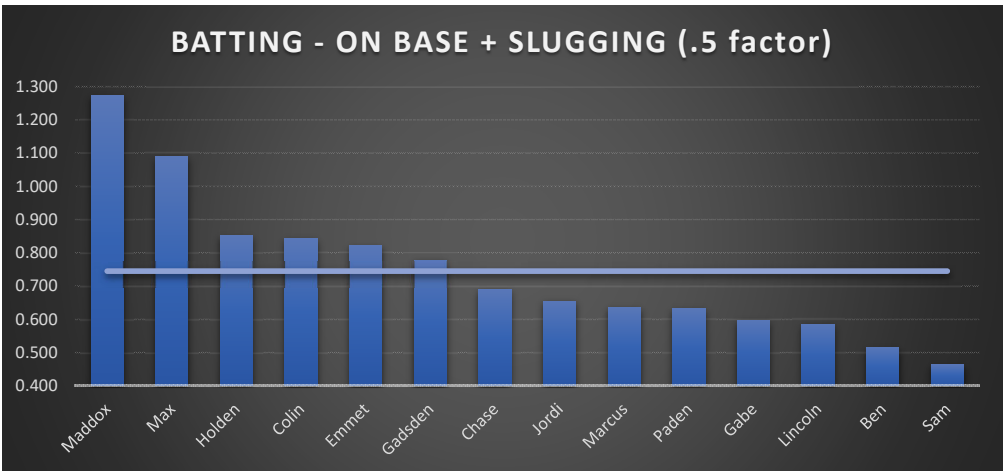
NAME	CONTACT	AVG
Holden	0.882	0.734
Paden	0.879	0.734
Max	0.867	0.734
Gabe	0.818	0.734
Maddox	0.818	0.734
Gadsden	0.813	0.734
Colin	0.8	0.734
Lincoln	0.769	0.734
Ben	0.75	0.734
Marcus	0.714	0.734
Chase	0.696	0.734
Jordi	0.652	0.734
Emmet	0.5	0.734
Sam	0.313	0.734



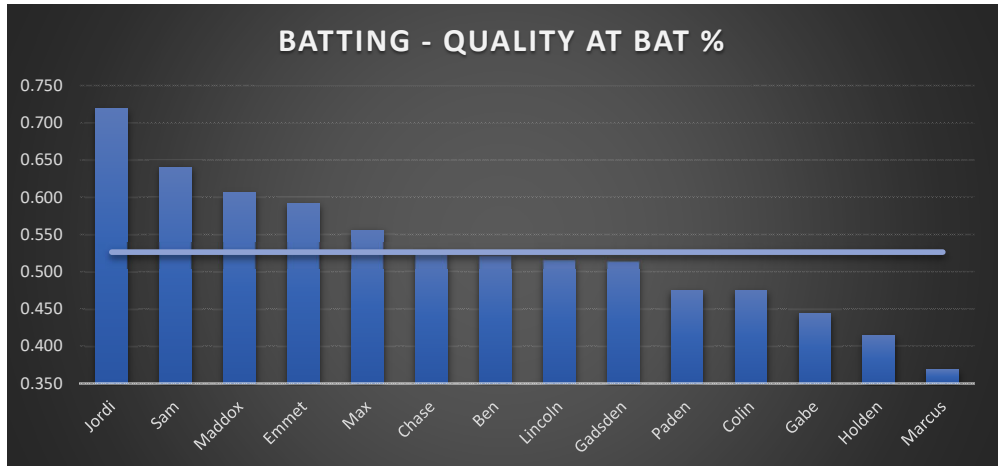
NAME	HHB	AVG
Gadsden	0.406	0.249
Max	0.367	0.249
Maddox	0.364	0.249
Paden	0.273	0.249
Lincoln	0.269	0.249
Colin	0.267	0.249
Chase	0.261	0.249
Emmet	0.250	0.249
Holden	0.235	0.249
Jordi	0.217	0.249
Ben	0.188	0.249
Gabe	0.182	0.249
Marcus	0.143	0.249
Sam	0.063	0.249



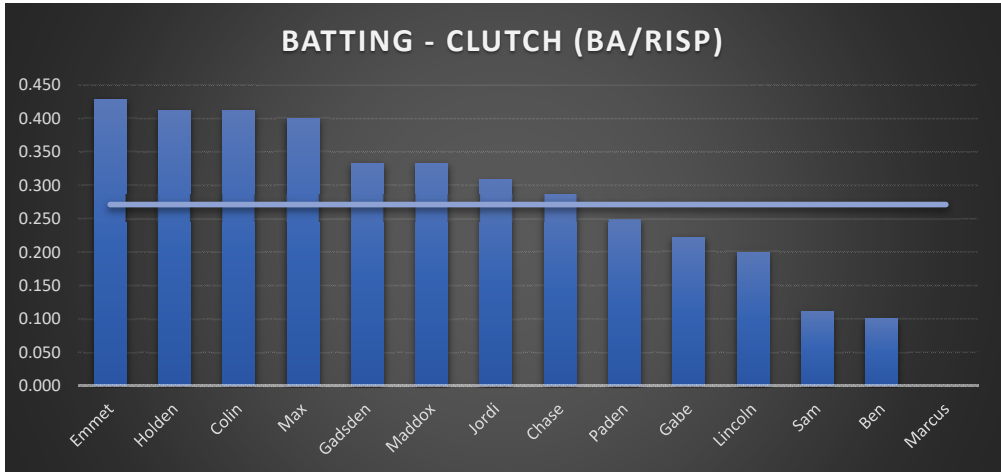
NAME	OPS	AVG
Maddox	1.273	0.745
Max	1.089	0.745
Holden	0.851	0.745
Colin	0.842	0.745
Emmet	0.821	0.745
Gadsden	0.778	0.745
Chase	0.690	0.745
Jordi	0.655	0.745
Marcus	0.635	0.745
Paden	0.632	0.745
Gabe	0.598	0.745
Lincoln	0.586	0.745
Ben	0.516	0.745
Sam	0.463	0.745




NAME	QAB%	AVG
Jordi	0.719	0.526
Sam	0.640	0.526
Maddox	0.606	0.526
Emmet	0.591	0.526
Max	0.556	0.526
Chase	0.528	0.526
Ben	0.522	0.526
Lincoln	0.516	0.526
Gadsden	0.514	0.526
Paden	0.475	0.526
Colin	0.475	0.526
Gabe	0.444	0.526
Holden	0.415	0.526
Marcus	0.368	0.526



NAME	CLUTCH	AVG
Emmet	0.429	0.271
Holden	0.412	0.271
Colin	0.412	0.271
Max	0.400	0.271
Gadsden	0.333	0.271
Maddox	0.333	0.271
Jordi	0.308	0.271
Chase	0.286	0.271
Paden	0.250	0.271
Gabe	0.222	0.271
Lincoln	0.200	0.271
Sam	0.111	0.271
Ben	0.100	0.271
Marcus	0.000	0.271



NAME	K'S	AVG
Holden	-0.118	-0.266
Paden	-0.121	-0.266
Max	-0.133	-0.266
Gabe	-0.182	-0.266
Maddox	-0.182	-0.266
Gadsden	-0.188	-0.266
Colin	-0.200	-0.266
Lincoln	-0.231	-0.266
Ben	-0.250	-0.266
Marcus	-0.286	-0.266
Chase	-0.304	-0.266
Jordi	-0.348	-0.266
Emmet	-0.500	-0.266
Sam	-0.688	-0.266



NAME	K-L	AVG
Gabe	0.000	-0.105
Maddox	0.000	-0.105
Paden	-0.030	-0.105
Max	-0.033	-0.105
Chase	-0.043	-0.105
Holden	-0.059	-0.105
Colin	-0.067	-0.105
Lincoln	-0.077	-0.105
Jordi	-0.087	-0.105
Gadsden	-0.094	-0.105
Ben	-0.125	-0.105
Marcus	-0.214	-0.105
Sam	-0.313	-0.105
Emmet	-0.333	-0.105

