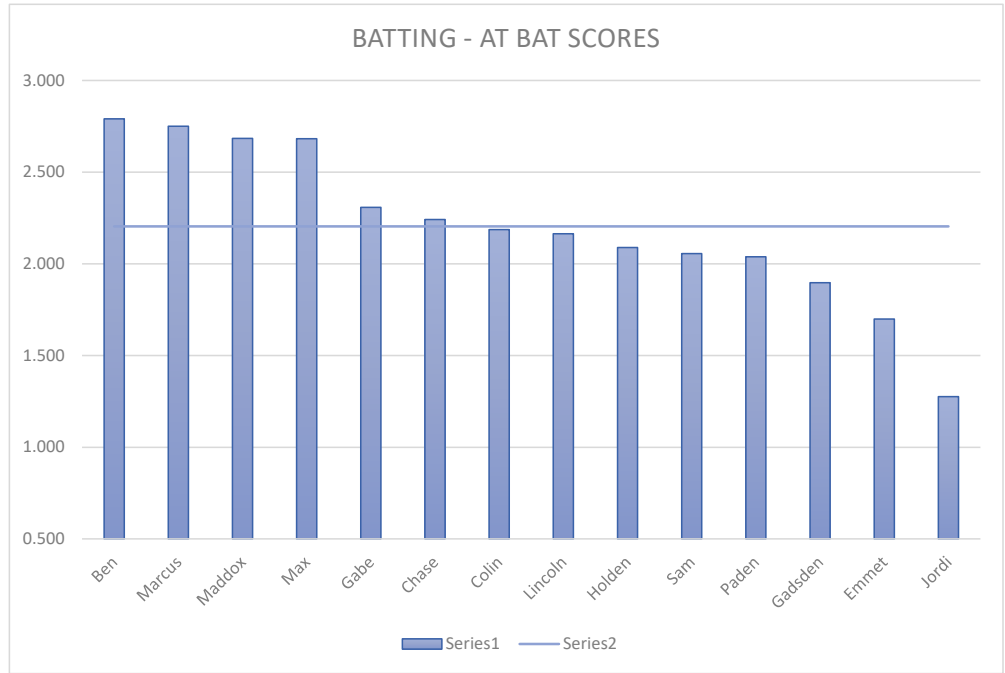


BATTING SCORES 2025 ALL 13U SEASON GAMES (NO SCRIMMAGES)										ELEVATE NW - ALLEN 13U		
#	NAME	AB	HHB	CONTACT	OPS	CLUTCH	QAB	SO	K-L	ABS	+/- AVG	
2	Gadsden	45	12.00	80.00	0.58	0.32	48.98	-9.00	-3.00			
	SCORE		0.27	0.80	0.29	0.32	0.49	-0.20	-0.07	1.90	84%	
3	Marcus	23	9.00	91.30	1.04	0.50	51.52	-2.00	0.00			
	SCORE		0.39	0.91	0.52	0.50	0.52	-0.09	0.00	2.75	121%	
5	Emmet	25	7.00	72.00	0.50	0.22	54.55	-7.00	-1.00			
	SCORE		0.28	0.72	0.25	0.22	0.55	-0.28	-0.04	1.70	75%	
9	Chase	49	13.00	83.67	0.85	0.41	53.23	-8.00	-3.00			
	SCORE		0.27	0.84	0.43	0.41	0.53	-0.16	-0.06	2.24	99%	
10	Holden	29	8.00	86.21	0.73	0.36	47.22	-4.00	-3.00			
	SCORE		0.28	0.86	0.36	0.36	0.47	-0.14	-0.10	2.09	92%	
11	Gabe	51	15.00	84.31	0.80	0.39	55.74	-8.00	-1.00			
	SCORE		0.29	0.84	0.40	0.39	0.56	-0.16	-0.02	2.31	102%	
13	Paden	35	12.00	82.86	0.83	0.17	48.78	-6.00	-1.00			
	SCORE		0.34	0.83	0.41	0.17	0.49	-0.17	-0.03	2.04	90%	
16	Lincoln	46	19.00	80.43	0.71	0.26	59.26	-9.00	-3.00			
	SCORE		0.41	0.80	0.36	0.26	0.59	-0.20	-0.07	2.16	96%	
21	Colin	37	12.00	70.27	1.10	0.56	48.08	-11.00	-5.00			
	SCORE		0.32	0.70	0.55	0.56	0.48	-0.30	-0.14	2.19	97%	
22	Jordi	24	6.00	54.17	0.48	0.17	62.07	-11.00	-2.00			
	SCORE		0.25	0.54	0.24	0.17	0.62	-0.46	-0.08	1.28	56%	
24	Max	56	24.00	92.86	0.89	0.46	52.46	-4.00	-2.00			
	SCORE		0.43	0.93	0.44	0.46	0.52	-0.07	-0.04	2.68	118%	
27	Maddox	44	24.00	77.27	1.31	0.33	67.19	-10.00	-3.00			
	SCORE		0.55	0.77	0.66	0.33	0.67	-0.23	-0.07	2.68	119%	
29	Sam	31	12.00	74.19	0.73	0.35	56.76	-8.00	-3.00			
	SCORE		0.39	0.74	0.36	0.35	0.57	-0.26	-0.10	2.06	91%	
51	Ben	42	19.00	90.48	1.07	0.43	66.10	-4.00	-4.00			
	SCORE		0.45	0.90	0.53	0.43	0.66	-0.10	-0.10	2.79	123%	
TEAM TOTAL		541	193	81.15	0.86	0.36	55.69	-102.00	-34.00			
AVG			0.36	0.81	0.43	0.36	0.56	-0.19	-0.06	2.27	100%	CATEGORY LEADER
<i>category weighting %'s</i>			16%	36%	19%	16%	25%	-8%	-3%	AVG	BOTTOM 5	TOP 5

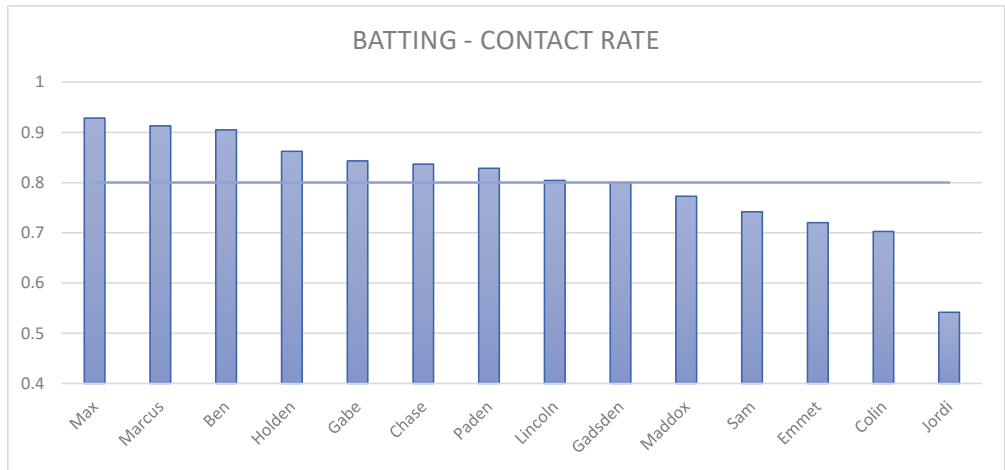
AB= AT BATS / HHB = HARD HIT BALLS / CONTACT = CONTACT % (AB-K/AB) / OPS = ON BASE + SLUGGING % / CLUTCH = BA/RISP / QAB% = QUALITY AT BAT % / K'S = STRIKEOUTS / K-L = STRIKEOUTS LOOKING / **ABS = AT BAT SCORE** (COMPOSITE OF ALL CATEGORIES) / +/- AVG = % ABOVE OR BELOW TEAM AVERAGE

NAME	AB	HHB	CONTACT	OPS	CLUTCH	QAB	SO	K-L	ABS
Gadsden	45	0.27	0.80	0.58	0.32	0.49	-0.20	-0.07	1.90
Marcus	23	0.39	0.91	1.04	0.50	0.52	-0.09	0.00	2.75
Emmet	25	0.28	0.72	0.50	0.22	0.55	-0.28	-0.04	1.70
Chase	49	0.27	0.84	0.85	0.41	0.53	-0.16	-0.06	2.24
Holden	29	0.28	0.86	0.73	0.36	0.47	-0.14	-0.10	2.09
Gabe	51	0.29	0.84	0.80	0.39	0.56	-0.16	-0.02	2.31
Paden	35	0.34	0.83	0.83	0.17	0.49	-0.17	-0.03	2.04
Lincoln	46	0.41	0.80	0.71	0.26	0.59	-0.20	-0.07	2.16
Colin	37	0.32	0.70	1.10	0.56	0.48	-0.30	-0.14	2.19
Jordi	24	0.25	0.54	0.48	0.17	0.62	-0.46	-0.08	1.28
Max	56	0.43	0.93	0.89	0.46	0.52	-0.07	-0.04	2.68
Maddox	44	0.55	0.77	1.31	0.33	0.67	-0.23	-0.07	2.68
Sam	31	0.39	0.74	0.73	0.35	0.57	-0.26	-0.10	2.06
Ben	42	0.45	0.90	1.07	0.43	0.66	-0.10	-0.10	2.79

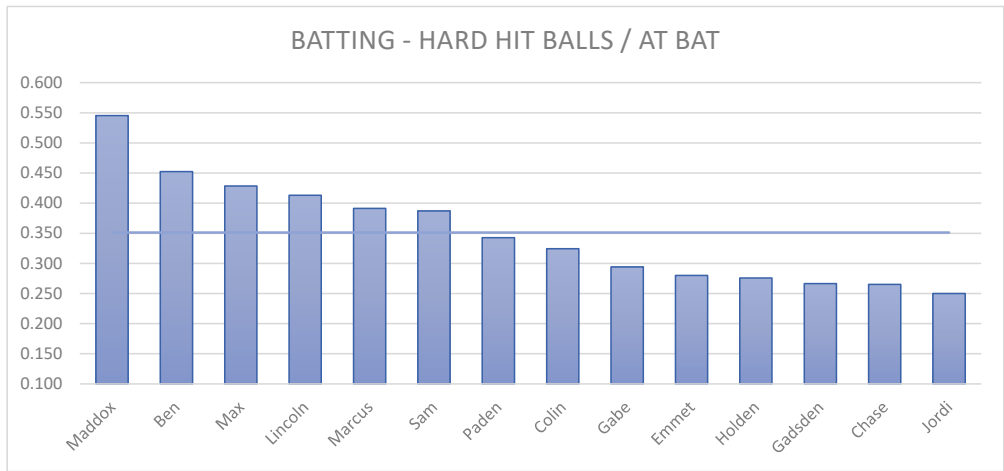
NAME	ABS	AVG
Ben	2.791	2.205
Marcus	2.751	2.205
Maddox	2.685	2.205
Max	2.683	2.205
Gabe	2.309	2.205
Chase	2.242	2.205
Colin	2.187	2.205
Lincoln	2.164	2.205
Holden	2.089	2.205
Sam	2.056	2.205
Paden	2.039	2.205
Gadsden	1.897	2.205
Emmet	1.700	2.205
Jordi	1.276	2.205



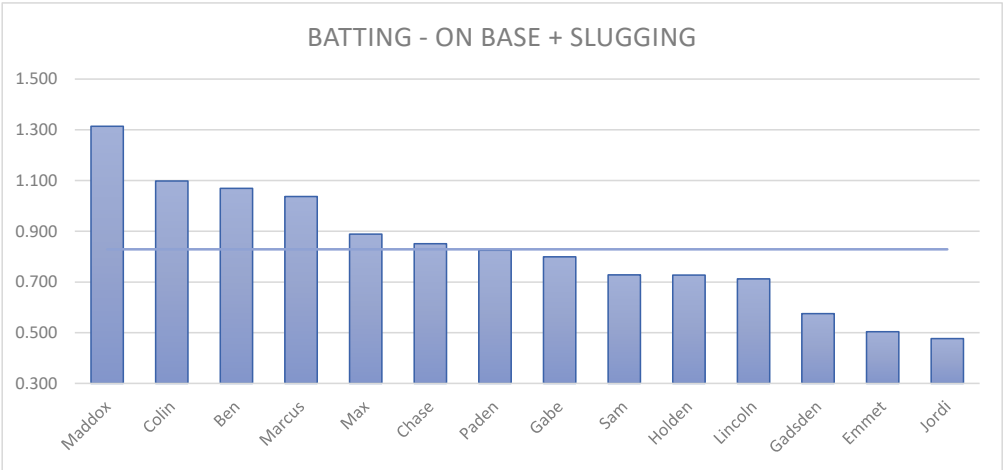
NAME	INTACT	AVG
Max	0.929	0.800
Marcus	0.913	0.800
Ben	0.905	0.800
Holden	0.862	0.800
Gabe	0.843	0.800
Chase	0.837	0.800
Paden	0.829	0.800
Lincoln	0.804	0.800
Gadsden	0.8	0.800
Maddox	0.773	0.800
Sam	0.742	0.800
Emmet	0.72	0.800
Colin	0.703	0.800
Jordi	0.542	0.800



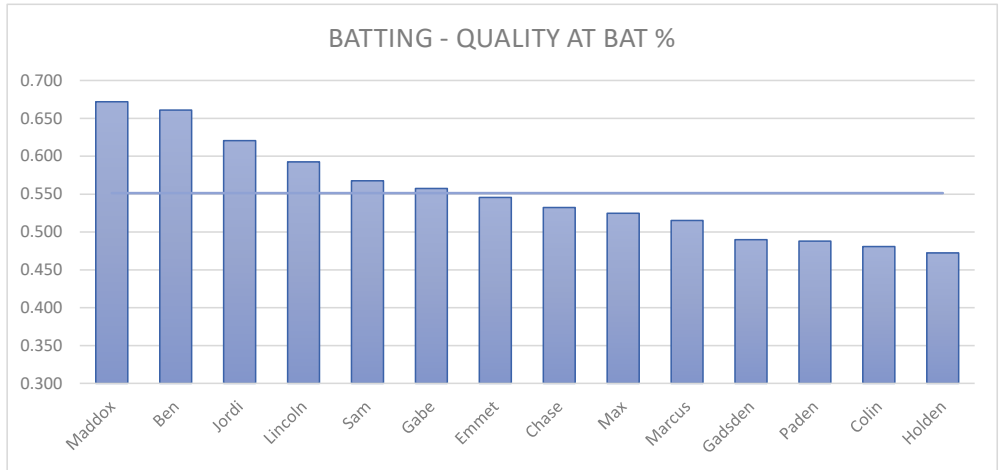
NAME	HHB	AVG
Maddox	0.545	0.351
Ben	0.452	0.351
Max	0.429	0.351
Lincoln	0.413	0.351
Marcus	0.391	0.351
Sam	0.387	0.351
Paden	0.343	0.351
Colin	0.324	0.351
Gabe	0.294	0.351
Emmet	0.280	0.351
Holden	0.276	0.351
Gadsden	0.267	0.351
Chase	0.265	0.351
Jordi	0.250	0.351



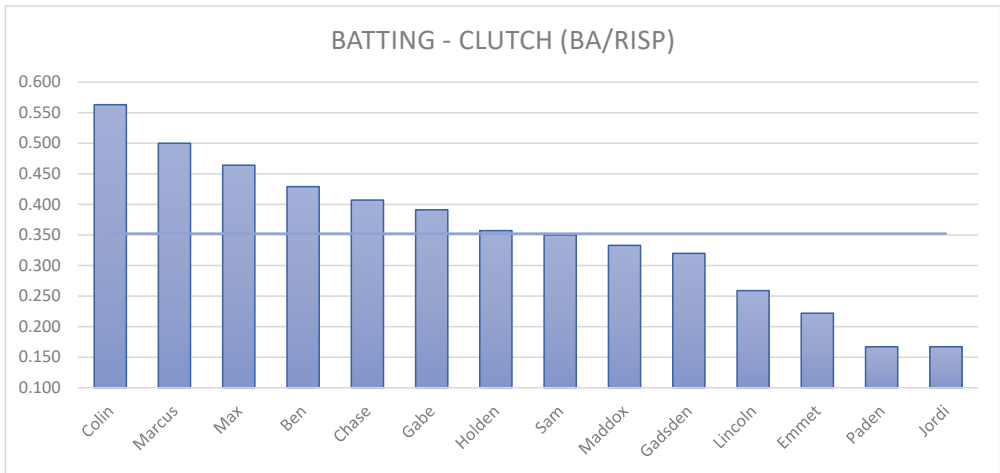
NAME	OPS	AVG
Maddox	1.314	0.829
Colin	1.098	0.829
Ben	1.069	0.829
Marcus	1.037	0.829
Max	0.889	0.829
Chase	0.851	0.829
Paden	0.825	0.829
Gabe	0.799	0.829
Sam	0.728	0.829
Holden	0.727	0.829
Lincoln	0.712	0.829
Gadsden	0.575	0.829
Emmet	0.504	0.829
Jordi	0.477	0.829



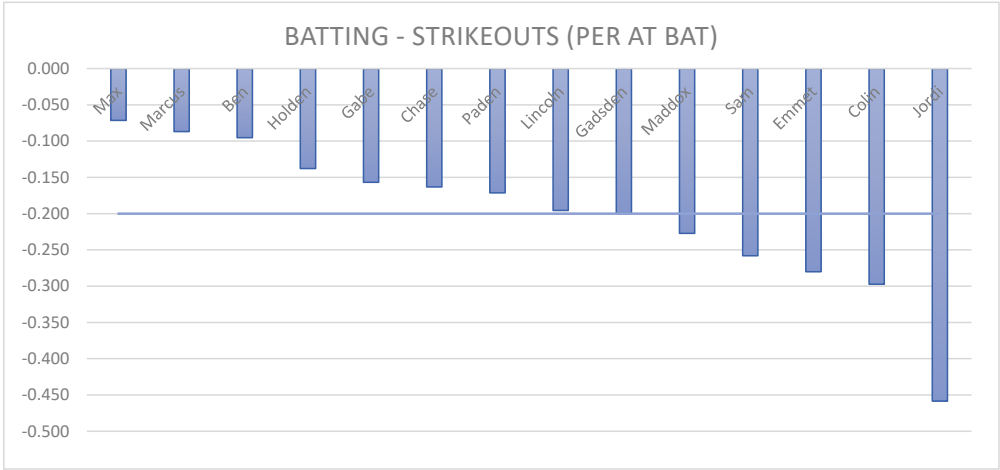
NAME	QAB	AVG
Maddox	0.672	0.551
Ben	0.661	0.551
Jordi	0.621	0.551
Lincoln	0.593	0.551
Sam	0.568	0.551
Gabe	0.557	0.551
Emmet	0.546	0.551
Chase	0.532	0.551
Max	0.525	0.551
Marcus	0.515	0.551
Gadsden	0.490	0.551
Paden	0.488	0.551
Colin	0.481	0.551
Holden	0.472	0.551



NAME	CLUTCH	AVG
Colin	0.563	0.352
Marcus	0.500	0.352
Max	0.464	0.352
Ben	0.429	0.352
Chase	0.407	0.352
Gabe	0.391	0.352
Holden	0.357	0.352
Sam	0.350	0.352
Maddox	0.333	0.352
Gadsden	0.320	0.352
Lincoln	0.259	0.352
Emmet	0.222	0.352
Paden	0.167	0.352
Jordi	0.167	0.352



NAME	SO	AVG
Max	-0.071	-0.200
Marcus	-0.087	-0.200
Ben	-0.095	-0.200
Holden	-0.138	-0.200
Gabe	-0.157	-0.200
Chase	-0.163	-0.200
Paden	-0.171	-0.200
Lincoln	-0.196	-0.200
Gadsden	-0.200	-0.200
Maddox	-0.227	-0.200
Sam	-0.258	-0.200
Emmet	-0.280	-0.200
Colin	-0.297	-0.200
Jordi	-0.458	-0.200



NAME	K-L	AVG
Marcus	0.000	-0.064
Gabe	-0.020	-0.064
Paden	-0.029	-0.064
Max	-0.036	-0.064
Emmet	-0.040	-0.064
Chase	-0.061	-0.064
Lincoln	-0.065	-0.064
Gadsden	-0.067	-0.064
Maddox	-0.068	-0.064
Jordi	-0.083	-0.064
Ben	-0.095	-0.064
Sam	-0.097	-0.064
Holden	-0.103	-0.064
Colin	-0.135	-0.064

