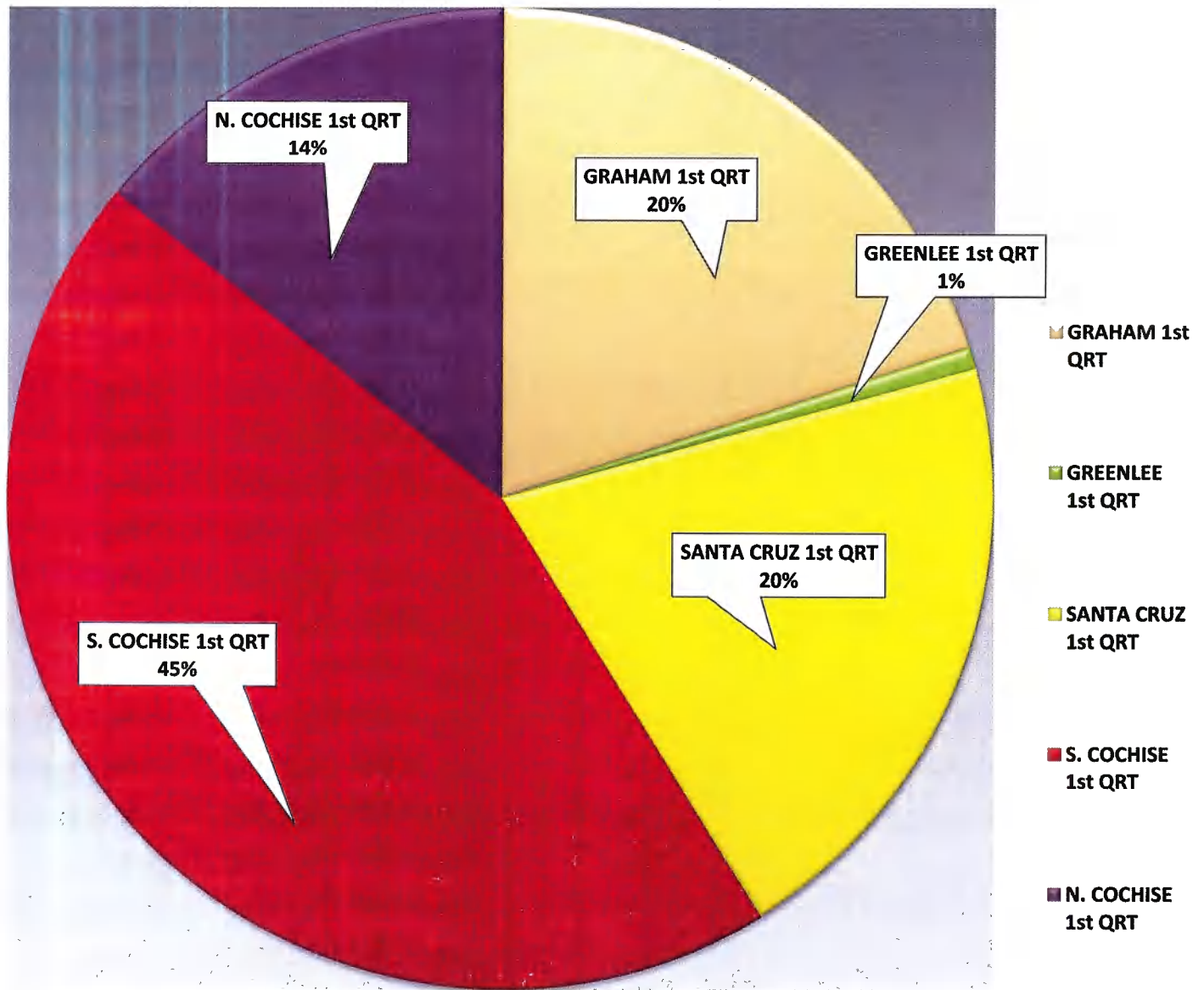


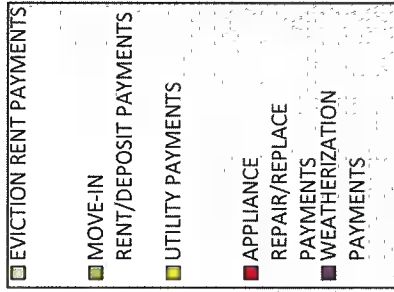
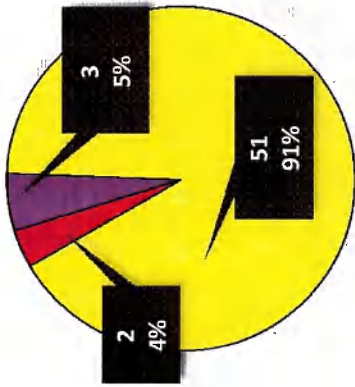
**SEACAP
1ST QRT EXPENDITURES
JULY - SEPTEMBER 2021**

	NUMBER OF FAMILIES ASSISTED	NUMBER OF ELDERLY ASSISTED	NUMBER OF CHILDREN ASSISTED
SEACAP SFY 2022	280	213	133
GRAHAM 1st QRT	56	42	31
GREENLEE 1st QRT	2	1	0
SANTA CRUZ 1st QRT	57	42	32
S. COCHISE 1st QRT	125	94	50
N. COCHISE 1st QRT	40	34	20


OVERALL NUMBER OF FAMILIES ASSISTED BY COUNTY





**NUMBER OF FAMILIES ASSISTED
GRAHAM**




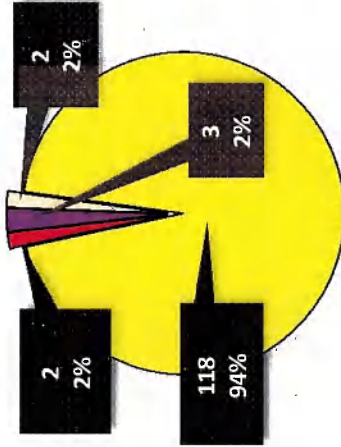
**NUMBER OF FAMILIES ASSISTED
GREENLEE**



**NUMBER OF FAMILIES ASSISTED
SANTA CRUZ**



**NUMBER OF FAMILIES ASSISTED
S. COCHISE**



**NUMBER OF FAMILIES ASSISTED
N. COCHISE**

