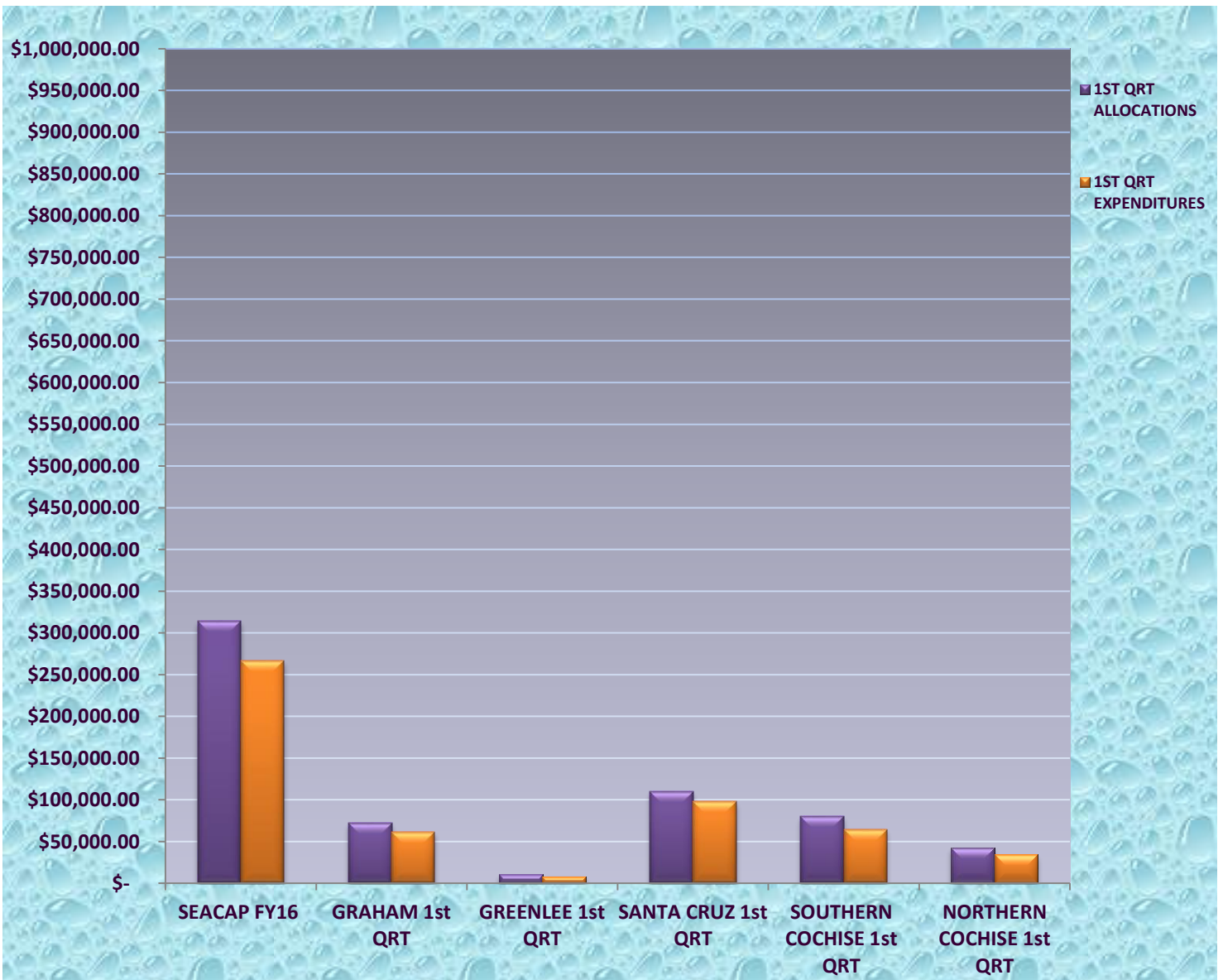


**SEACAP
1ST QRT EXPENDITURES
JULY - SEPTEMBER 2015**

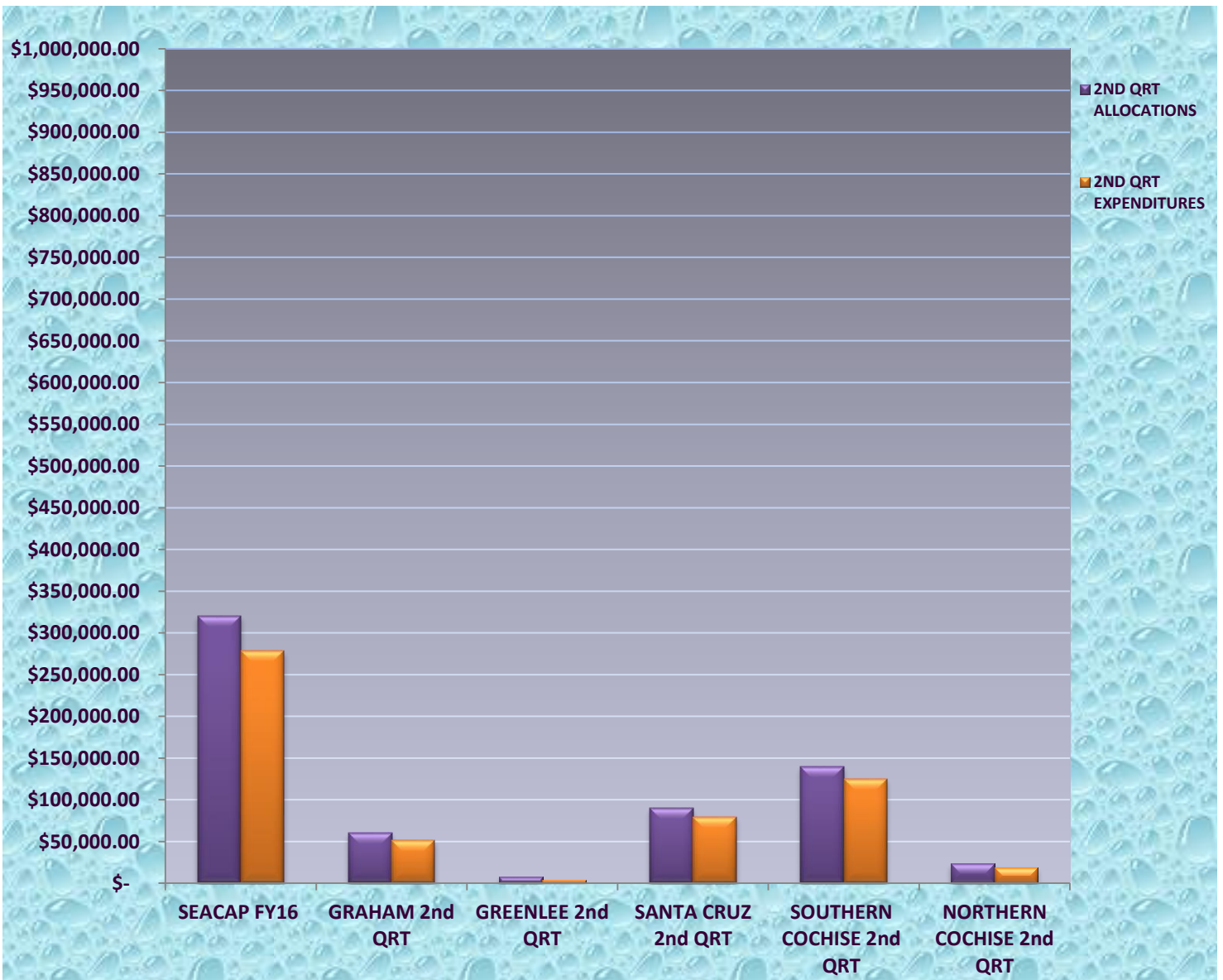
	1ST QRT ALLOCATIONS	1ST QRT EXPENDITURES	1ST QRT PERCENTAGE EXPENDED
SEACAP FY16	\$ 314,500.00	\$ 266,311.73	84.7%
GRAHAM 1st QRT	\$ 72,000.00	\$ 61,412.01	85.3%
GREENLEE 1st QRT	\$ 10,500.00	\$ 8,317.53	79.2%
SANTA CRUZ 1st QRT	\$ 110,000.00	\$ 97,794.13	88.9%
SOUTHERN COCHISE 1st QRT	\$ 80,000.00	\$ 64,724.36	80.9%
NORTHERN COCHISE 1st QRT	\$ 42,000.00	\$ 34,063.70	81.1%



**SEACAP
1ST QRT EXPENDITURES
JULY - SEPTEMBER 2015**

**SEACAP
2ND QRT EXPENDITURES
OCTOBER - DECEMBER 2015**

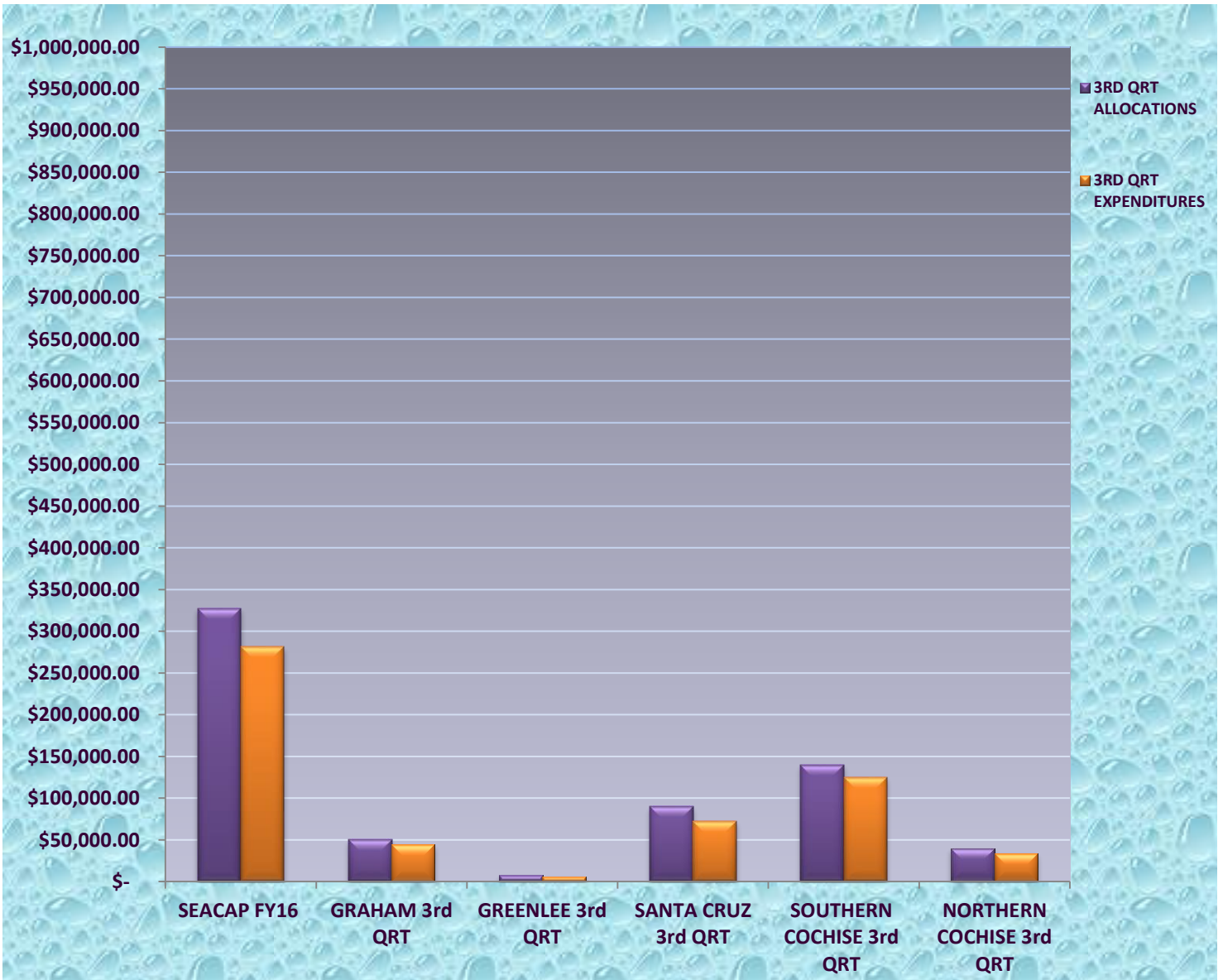
	2ND QRT ALLOCATIONS	2ND QRT EXPENDITURES	2ND QRT PERCENTAGE EXPENDED
SEACAP FY16	\$ 320,500.00	\$ 278,566.30	86.9%
GRAHAM 2nd QRT	\$ 60,000.00	\$ 51,644.67	86.1%
GREENLEE 2nd QRT	\$ 7,500.00	\$ 3,540.00	47.2%
SANTA CRUZ 2nd QRT	\$ 90,000.00	\$ 79,434.47	88.3%
SOUTHERN COCHISE 2nd QRT	\$ 140,000.00	\$ 125,147.41	89.4%
NORTHERN COCHISE 2nd QRT	\$ 23,000.00	\$ 18,799.75	81.7%



**SEACAP
2ND QRT EXPENDITURES
OCTOBER - DECEMBER 2015**

**SEACAP
3RD QRT EXPENDITURES
JANUARY - MARCH 2016**

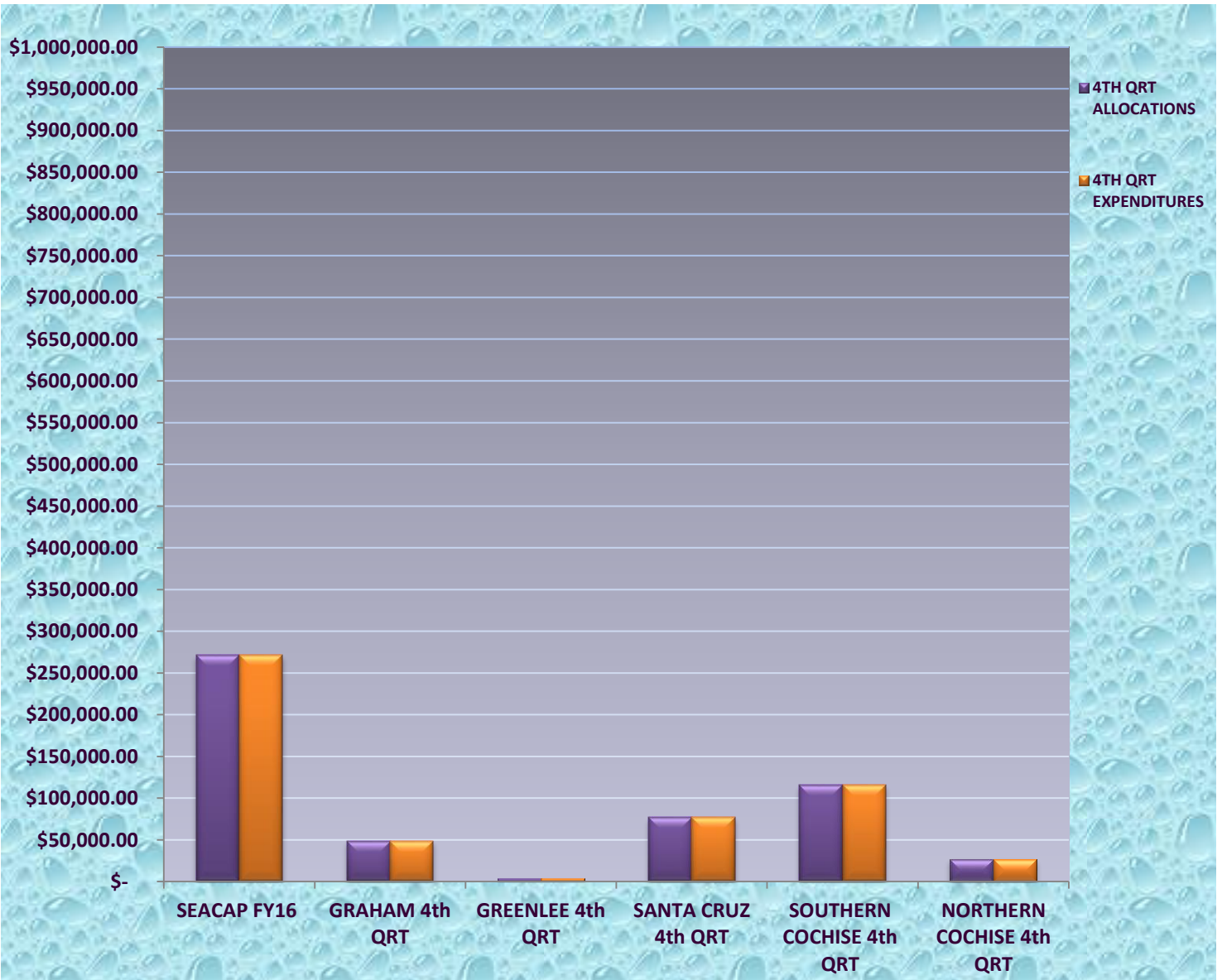
	3RD QRT ALLOCATIONS	3RD QRT EXPENDITURES	3RD QRT PERCENTAGE EXPENDED
SEACAP FY16	\$ 327,500.00	\$ 281,264.57	85.9%
GRAHAM 3rd QRT	\$ 50,000.00	\$ 43,913.78	87.8%
GREENLEE 3rd QRT	\$ 7,500.00	\$ 6,100.00	81.3%
SANTA CRUZ 3rd QRT	\$ 90,000.00	\$ 72,487.62	80.5%
SOUTHERN COCHISE 3rd QRT	\$ 140,000.00	\$ 125,025.07	89.3%
NORTHERN COCHISE 3rd QRT	\$ 40,000.00	\$ 33,738.10	84.3%



**SEACAP
3RD QRT EXPENDITURES
JANUARY - MARCH 2016**

**SEACAP
4TH QRT EXPENDITURES
APRIL - JUNE 2016**

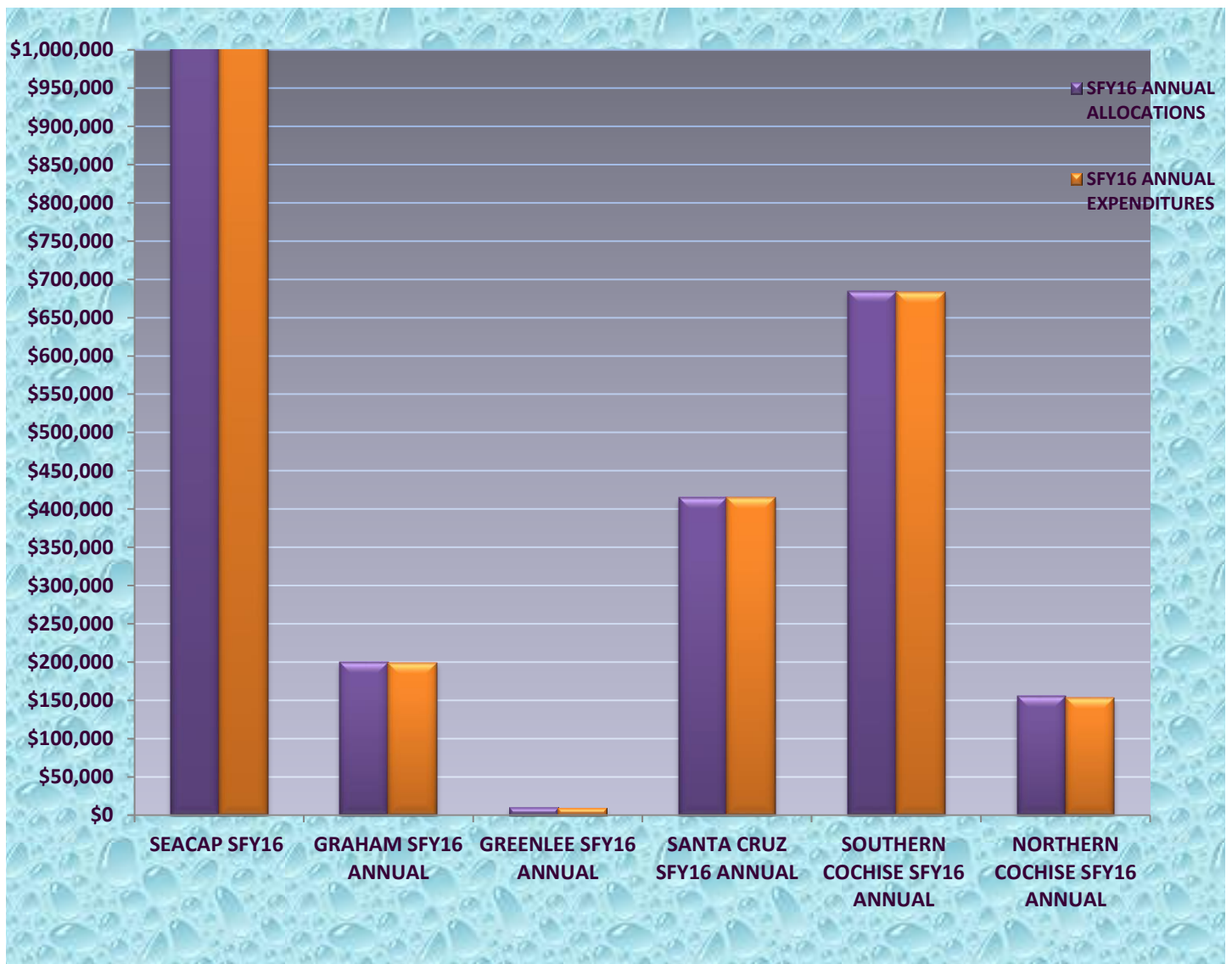
	4TH QRT ALLOCATIONS	4TH QRT EXPENDITURES	4TH QRT PERCENTAGE EXPENDED
SEACAP FY16	\$ 271,560.00	\$ 271,450.40	100.0%
GRAHAM 4th QRT	\$ 48,600.00	\$ 48,603.66	100.0%
GREENLEE 4th QRT	\$ 3,800.00	\$ 3,725.31	98.0%
SANTA CRUZ 4th QRT	\$ 77,100.00	\$ 77,069.33	100.0%
SOUTHERN COCHISE 4th QRT	\$ 115,360.00	\$ 115,360.38	100.0%
NORTHERN COCHISE 4th QRT	\$ 26,700.00	\$ 26,691.72	100.0%



**SEACAP
4TH QRT EXPENDITURES
APRIL - JUNE 2016**

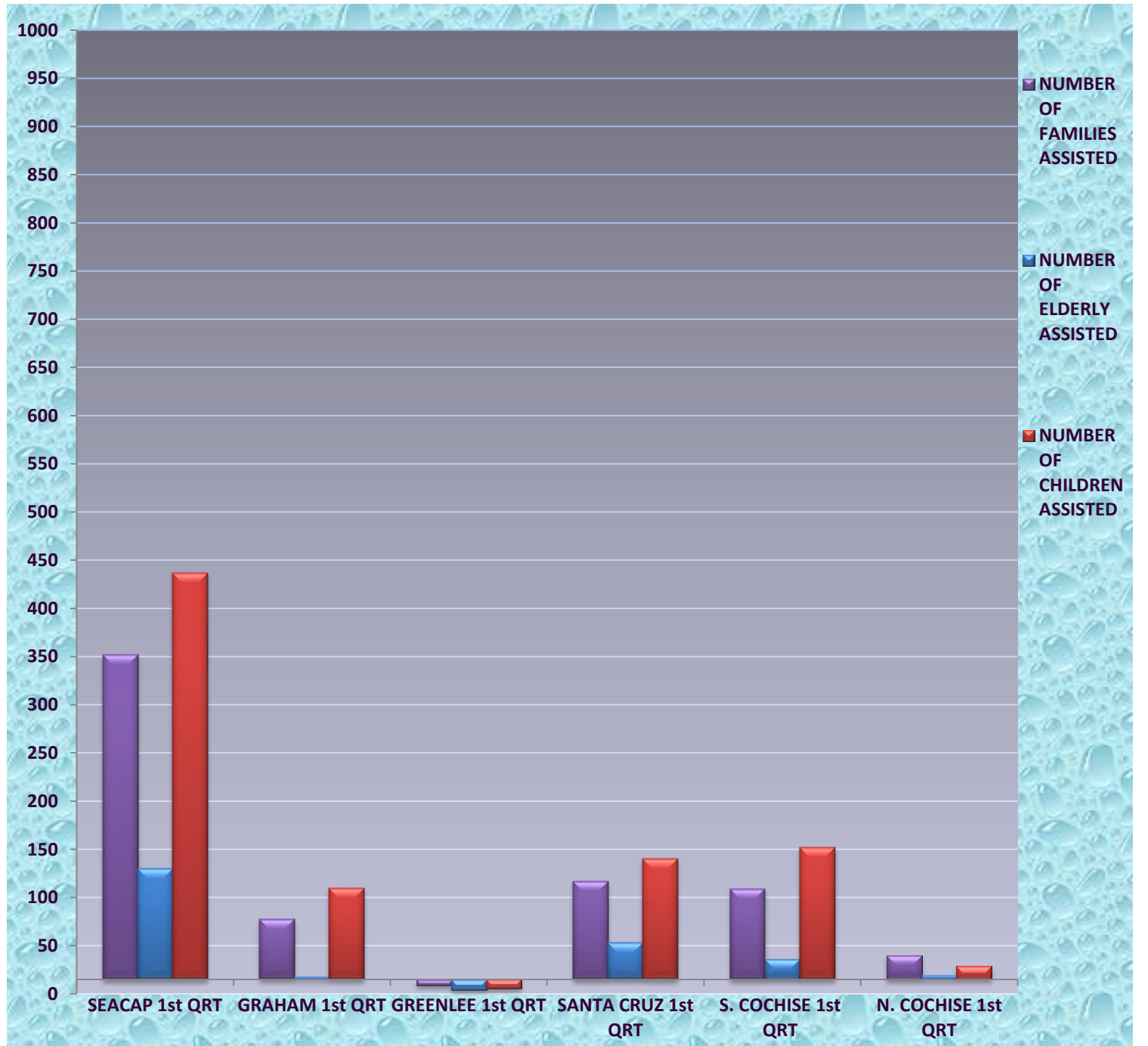
**SEACAP
SFY16 ANNUAL EXPENDITURES
JULY 2015 - JUNE 2016**

	SFY16 ANNUAL ALLOCATIONS	SFY16 ANNUAL EXPENDITURES	SFY16 ANNUAL PERCENTAGE EXPENDED
SEACAP SFY16	\$1,465,000	\$1,460,880	100%
GRAHAM SFY16 ANNUAL	\$200,000	199,256.61	100%
GREENLEE SFY16 ANNUAL	\$10,000	9,645.31	96%
SANTA CRUZ SFY16 ANNUAL	\$415,000	415,415.13	100%
SOUTHERN COCHISE SFY16 ANNUAL	\$685,000	683,637.29	100%
NORTHERN COCHISE SFY16 ANNUAL	\$155,000	152,926.04	99%



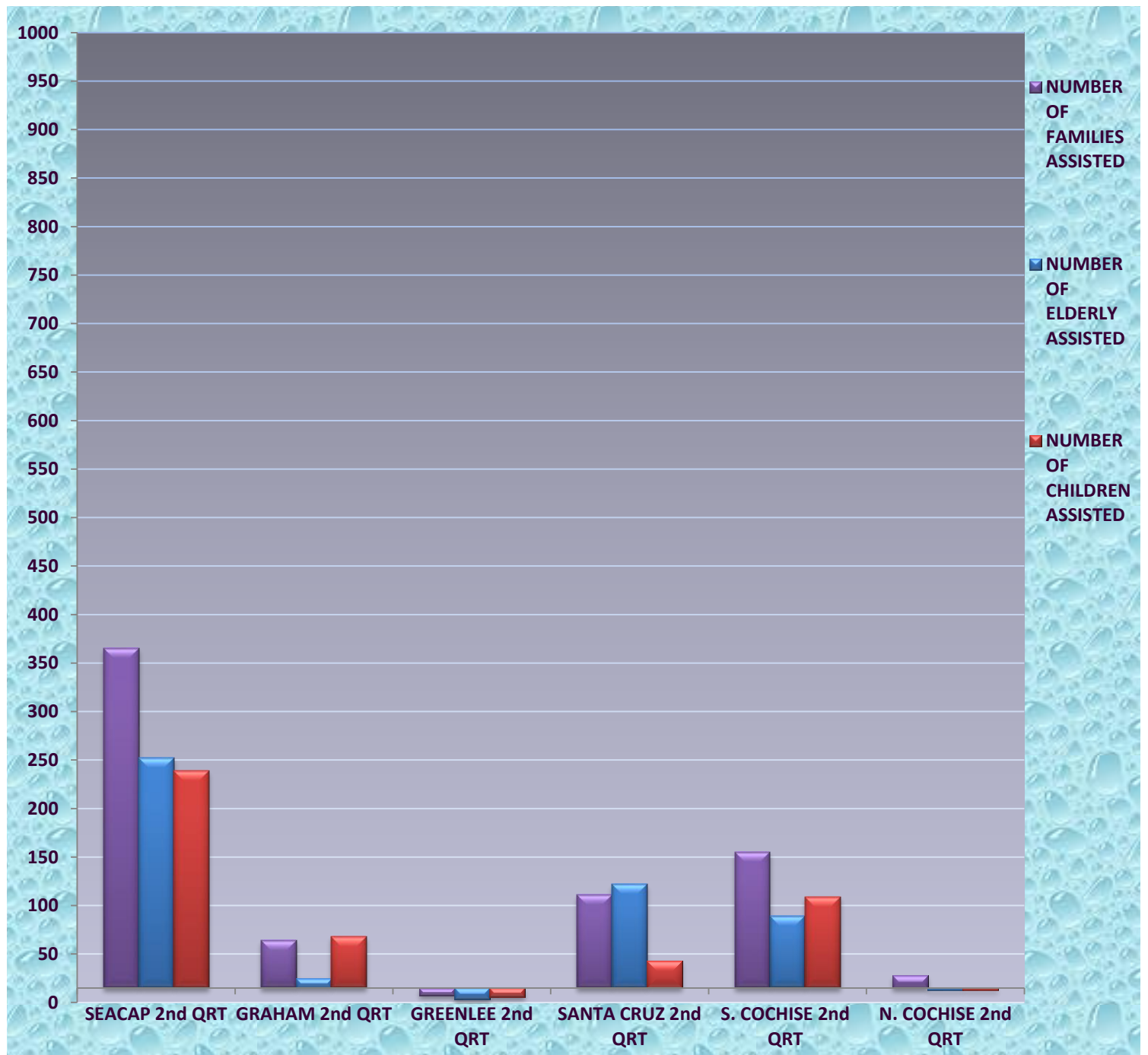
**SEACAP
1ST QRT NUMBER OF ASSISTED
JULY - SEPTEMBER 2015**

	NUMBER OF FAMILIES ASSISTED	NUMBER OF ELDERLY ASSISTED	NUMBER OF CHILDREN ASSISTED
SEACAP 1st QRT	352	130	437
GRAHAM 1st QRT	77	18	110
GREENLEE 1st QRT	9	4	6
SANTA CRUZ 1st QRT	117	53	140
S. COCHISE 1st QRT	109	36	152
N. COCHISE 1st QRT	40	19	29



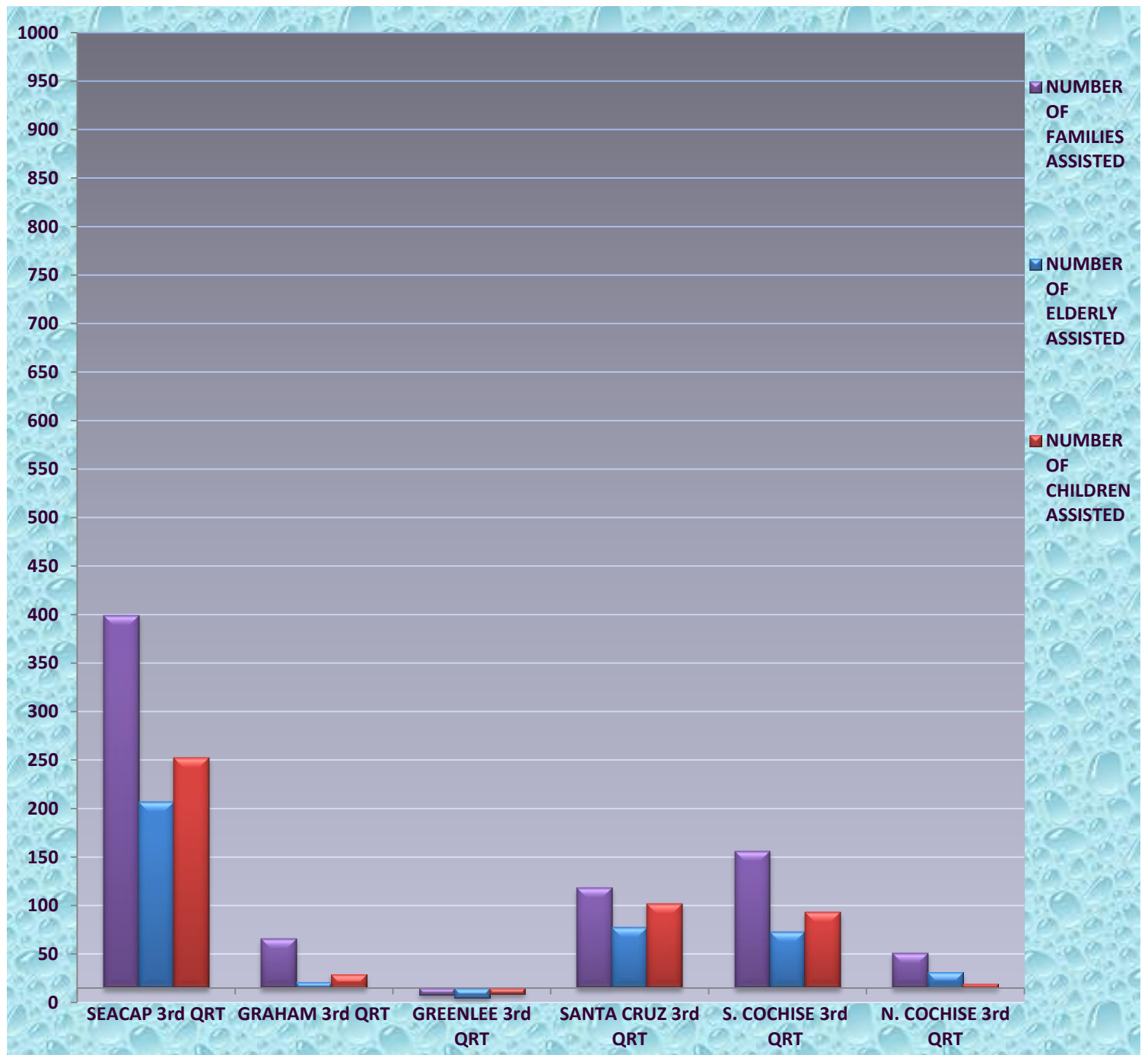
**SEACAP
2ND QRT NUMBER OF ASSISTED
OCTOBER - DECEMBER 2015**

	NUMBER OF FAMILIES ASSISTED	NUMBER OF ELDERLY ASSISTED	NUMBER OF CHILDREN ASSISTED
SEACAP 2nd QRT	365	252	239
GRAHAM 2nd QRT	64	25	68
GREENLEE 2nd QRT	7	3	6
SANTA CRUZ 2nd QRT	111	122	43
S. COCHISE 2nd QRT	155	89	109
N. COCHISE 2nd QRT	28	13	13



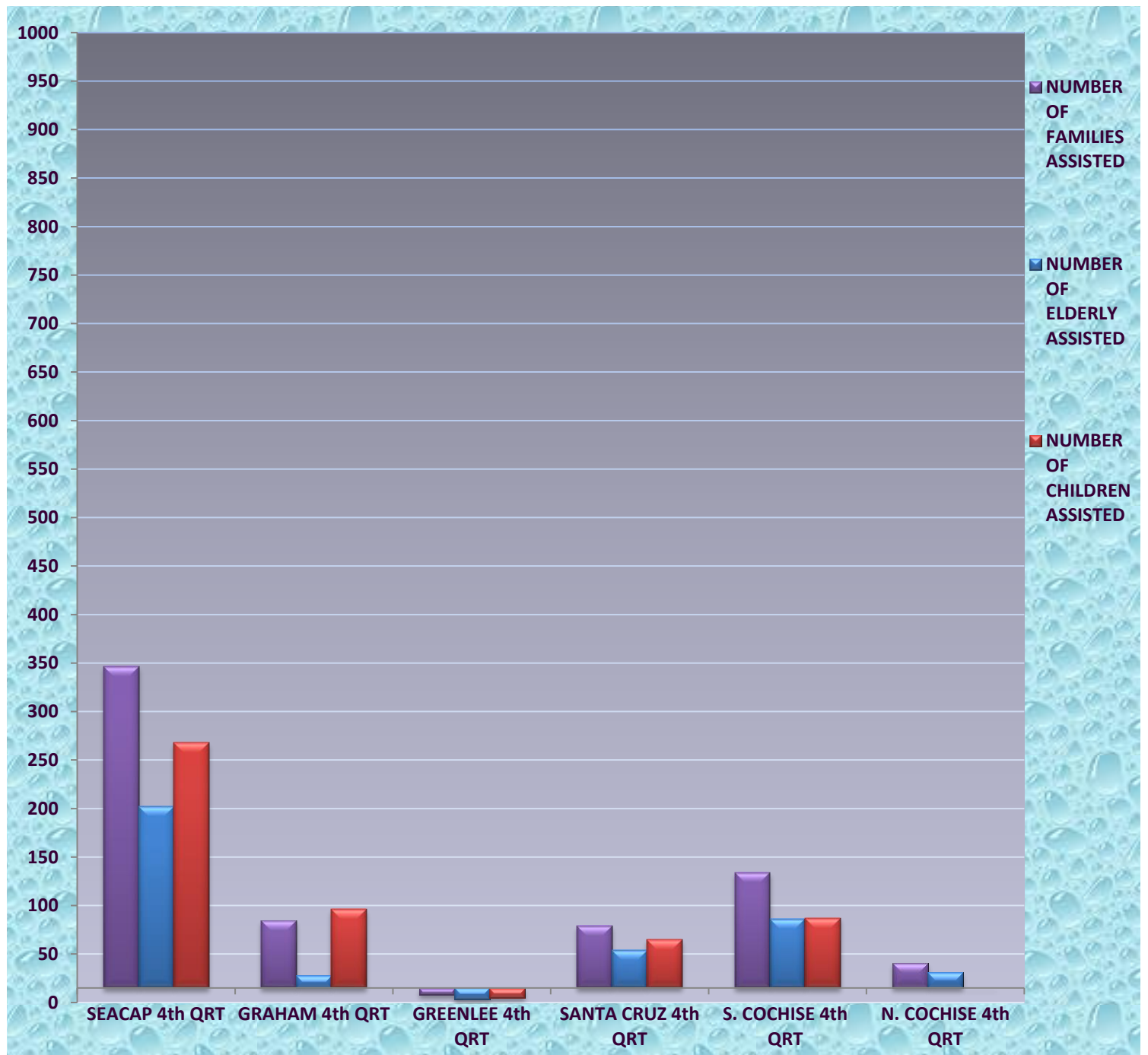
**SEACAP
3RD QRT NUMBER OF ASSISTED
JANUARY - MARCH 2016**

	NUMBER OF FAMILIES ASSISTED	NUMBER OF ELDERLY ASSISTED	NUMBER OF CHILDREN ASSISTED
SEACAP 3rd QRT	399	207	252
GRAHAM 3rd QRT	66	21	29
GREENLEE 3rd QRT	8	5	9
SANTA CRUZ 3rd QRT	118	77	102
S. COCHISE 3rd QRT	156	73	93
N. COCHISE 3rd QRT	51	31	19



**SEACAP
4TH QRT NUMBER OF ASSISTED
APRIL - JUNE 2016**

	NUMBER OF FAMILIES ASSISTED	NUMBER OF ELDERLY ASSISTED	NUMBER OF CHILDREN ASSISTED
SEACAP 4th QRT	346	202	268
GRAHAM 4th QRT	84	28	96
GREENLEE 4th QRT	8	3	5
SANTA CRUZ 4th QRT	79	54	65
S. COCHISE 4th QRT	134	86	87
N. COCHISE 4th QRT	41	31	15



SEACAP
SFY16 ANNUAL NUMBER OF ASSISTED
JULY 2015 - JUNE 2016

	SFY16 ANNUAL NUMBER OF FAMILIES ASSISTED	SFY16 ANNUAL NUMBER OF ELDERLY ASSISTED	SFY16 ANNUAL NUMBER OF CHILDREN ASSISTED
SEACAP SFY16 ANNUAL	1460	794	1198
GRAHAM SFY16 ANNUAL	291	92	303
GREENLEE SFY16 ANNUAL	32	15	26
SANTA CRUZ SFY16 ANNUAL	425	306	352
S. COCHISE SFY16 ANNUAL	554	287	441
N. COCHISE SFY16 ANNUAL	158	94	76

