

**BOARD OF UNION COUNTY COMMISSIONERS
REGULAR MEETING
AGENDA
December 10, 2019**

9:00 a.m.

1. Call to order
2. Pledge of Allegiance
3. Approval of agenda and minutes
4. Hospital Report

9:30 a.m. Joint Meeting with Town of Clayton and Clayton Municipal Schools

5. Discussion/Possible Action Items
 - i. Resolution #2020-24 NMFA Sedan FD truck
 - ii. Resolution #2020-25 Holiday Schedule
 - iii. Bid #19/20-02 Fire Storage Building award
 - iv. Rescind RFP #19/20-01 Transport Services
 - v. RFP #19/20-02 Transport Services Award
 - vi. Jail Agreement with neighboring Counties
 - vii. Local Jail Update
 - viii. Approval of Bills
 - ix. Road Crossing Permits
 - x. Inventory Items Disposition - Road Department International Water Truck
 - xi. Healthcare Assistance - Approval of Claims
 - xii. County Travel Requests
 - xiii. Comprehensive Plan Update
 - xiv. Kiser Building Update

11:00 a.m. Citizen's Forum

1. Road Superintendents Report
2. Fire Coordinator/Emergency Manager Report
3. Elected Officials Reports

Executive Session-Pursuant to NMSA 1978, Section 10-15-1(H)2- Limited Personnel Matters

- i. County Manager

Possible Actions Items following executive session:

- i. County Manager

Adjourn

As of 12/5/2019

Next Meeting January 14, 2020 @ 9:00
Joint Meeting with Town of Clayton March 10, 2020 @9:30

BOARD OF UNION COUNTY COMMISSION
REGULAR MEETING
November 12, 2019

BOARD MEMBERS PRESENT:

Chairman Justin K. Bennett Commissioner W. Carr Vincent Commissioner Clayton F. Kiesling

OTHERS PRESENT:

Clerk Mary Lou Harkins Manager Angie Gonzales Admin. Assistant Cheryl Garcia
Treasurer Brandy Thompson Sheriff James Lobb Assessor Louis Trujillo

GUESTS:

Tammi Stump, CEO - Union County General Hospital
Bob Williams, Secretary - Clayton Health Systems
Judy Steen, Trustee - Town of Clayton
Judith Cooper, President - Clayton Health Systems Board
Sue Richardson, Reporter - Union County Leader

At 9:00 a.m., Chairman Bennett called the meeting to order in the Union County Commissioner's Office, located in the Union County Courthouse. The pledge of allegiance was recited.

Commissioner Kiesling moved to approve the agenda and the regular meeting minutes of October 10, 2019. Commissioner Vincent seconded. There was no further discussion. Vote: All YES. Motion carried. The minutes were signed.

HOSPITAL REPORT

Tammie Stump, CEO, distributed copies of the "County Commissioner Monthly Hospital Report, Union County General Hospital, Tammie Stump, CEO, November 12, 2019", attached as an exhibit (three pages).

Stump reported on the following (but not limited to the following): **Provider Recruitment Update - Dentist; Des Moines Clinic; Business Office/Revenue Cycle Update; Materials Management; Finance; Financial Assistance Update; Radiology Report; Plant Services; Therapy Services; Pharmacy Services; Laboratory Services; Union County Health Center; and IT (Information Technology)** - Stump was asked by Paul Briesch of Baca Valley Telephone to advise both the hospital board and the County of the wiring options to integrate phone, computer and internet systems between the hospital and clinics. Stump spoke specifically about running the wiring via PNM's poles. Chairman Bennett suggested that PNM may require a MOU from the County because of liability issues. Stump will relay this concern to Briesch. Stump reported that she is considering all options, including grants to fund this IT project.

The following reports were e-mailed to the County Manager prior to the meeting, for distribution to the Board: "Union County Consolidated, Consolidated Operations Review, for the Period Ending September 30, 2019" (thirteen pages), and "Clayton Health Systems, October 23, 2019 MOR, Notes to Consolidated Financial Statements, Period Ending September 30, 2019" (one page), attached as an exhibit.

Tammie Stump, CEO, reported on the following (but not limited to the following): Patient Volumes and Utilization Statistics, Physician Utilization, Operating Performance, Operating Ratios, Patient Revenue Analysis, Trends, Summary Cash Flow Analysis, Supply Chain Trend, Business Office Elements, Income Statement, Balance Sheet and Statement of Cash Flows; a five (5) year Federal Government Grant has been applied for and approved for pre-natal, delivery and post-natal services. A brief discussion followed.

DISCUSSION /POSSIBLE ACTION ITEMS

LETTER OF SUPPORT FOR GLADSTONE WIND PROJECT

Mgr. Gonzales reported that she did not have a letter of support for presentation. Commissioner Kiesling reported that he attended the public meeting at the Gladstone Community Center on October 30th about the Gladstone New Energy Wind Farm Project. Kiesling spoke of the various topics discussed during this meeting. Chairman Bennett spoke about the difficulties the project is having getting right-of-way easements for transmission within the project. A request was made to use the County road(s) to bury the electric line. Bennett suggested that consideration be given to charging fees for said right-of-way easements. Discussion followed. Mgr. Gonzales was instructed to contact the County attorney regarding the discussed electric easements and the possible fees associated with the easements.

RESOLUTION #2020-19 BUDGET INCREASE FOR ICOUNT GRANT FUNDS

Mgr. Gonzales reported that the County has already received the ICount 2020 Complete Count Census Outreach Grant. A proposed resolution authorizing Union County to receive the ICount NM Complete Count Census Outreach (401) (DFA #11000) budget increase was reviewed and discussed.

Commissioner Vincent moved to approve Resolution #2020-19 budget increase for ICount Grant Funds. Chairman Kiesling seconded. There was no further discussion. Vote: All YES. Motion carried. The resolution was signed.

RESOLUTION #2020-20 NEW MEXICO FINANCE AUTHORITY EXECUTION & DELIVERY OF A LOAN AGREEMENT FOR RABBIT EAR FIRE DEPARTMENT TRUCKS

A proposed resolution authorizing the execution and delivery of a loan agreement and intercept agreement between Union County and the New Mexico Finance Authority for the purpose of purchasing a new firefighting apparatus and related equipment for the Rabbit Ear Volunteer Fire Department, was reviewed and discussed.

Commissioner Kiesling moved to approve Resolution #2020-20 New Mexico Finance Authority Execution and Delivery of a Loan Agreement for the Rabbit Ear Fire Department Trucks. Commissioner Vincent seconded. There was no further discussion. Vote: All YES. Motion carried. The resolution was signed.

RESOLUTION #2020-21 SUPPORTING NEW MEXICO COUNTIES PRIORITIES

A proposed resolution whereby Union County supports the New Mexico Counties 2020 Legislative Priorities (**HB2 Appropriations** – Detention Reimbursement Fund, Prisoner Transport, Extradition, EMS Funding; **Law Enforcement Protection Fund**, **Behavioral Health**, and **PERA Solvency**) was reviewed and discussed. Chairman Bennett who also serves on the New Mexico Counties Board explained the four priorities.

Commissioner Vincent moved to approve Resolution #2020-21 New Mexico Counties 2020 Legislative Priorities. Chairman Kiesling seconded. There was no further discussion. Vote: All YES. Motion carried. The resolution was signed.

RESOLUTION #2020-22 SELECTIVE SERVICE

Commissioner Kiesling reported that the Selective Service was a particular item of discussion during his recent White House visit, and that it was urged that County's consider approving a Resolution Supporting the Selective Service System. A proposed resolution supporting the Selective Service System urging all eligible Union County men to register, and to oppose funding reductions to the Agency was reviewed and discussed.

Commissioner Kiesling moved to approve Resolution #2020-22 supporting the Selective Service System. Chairman Bennett seconded. There was no further discussion. Vote: All YES. Motion carried. The resolution was signed.

RESOLUTION #2020-23 GRT BUDGET INCREASE

A proposed resolution authorizing a budget increase for the following County funds was reviewed and discussed: Healthcare Assistance (406 - DFA #22000); Correctional GRT (424 - DFA #22600); Emergency Services GRT (500 - DFA #22700); Special Hospital GRT (502 - DFA #22100); GGRT Special Fund (600 - DFA #29900); and the GRT Reserve Fund (601 - DFA #29900). Treasurer Thompson and Mgr. Gonzales explained the increase in the various funds. Discussion followed.

Commissioner Kiesling moved to approve Resolution #2020-22 supporting the GRT Budget Increase. Commissioner Vincent seconded. There was no further discussion. Vote: All YES. Motion carried. The resolution was signed.

JAIL AGREEMENT WITH NEIGHBORING COUNTIES

A copy of a Joint Powers Agreement with Quay County was contained in the meeting packet. The agreement set forth the terms and conditions for which Quay County will house Union County prisoners in their Detention Center for a term of four (4) years, beginning on November 1, 2019, through November 1, 2023. The Quay County Board of Commissioners previously signed the agreement. This agreement was reviewed as discussed.

Commissioner Vincent moved to approve the jail agreement with Quay County. Commissioner Kiesling seconded. There was no further discussion. Vote: All YES. Motion carried. The agreement was signed.

Discussion followed about possible jail agreement options with the neighboring counties of Colfax, San Miguel, and Taos. Union County is currently housing inmates in Roosevelt County. This agenda item will be tabled so that agreements can be considered as needed.

BERNALILLO COUNTY JUVENILE DETENTION SERVICES CONTRACT

There were no contracts presented for consideration.

LOCAL JAIL UPDATE

A copy of an e-mail correspondence, dated November 6, 2019, was contained in the meeting packet from Clint Harden to County Mgr. Gonzales, and the Town of Clayton Manager Ferron Lucero regarding the "Meeting with Sec. of Corrections". Discussions followed which included the following (but not limited to the following): the State officially took over prison operations on November 3rd; the use of temporary holding cell options; **Council Member Judy Steen** reported on the Town's circumstances; Chairman Bennett directed Mgr. Gonzales to ask of the County attorney that he be present during the Joint Communications Meeting in December, and that the attorney prepares an opinion/recommendation on holding cell requirements. Chairman Bennett will be reaching out to the New Mexico Counties Executive Director Steve Kopleman and Grace Phillips, General Counsel, for an additional opinion. This item will be on the next Joint Communications meeting agenda.

At 10:28 a.m., the meeting recessed for a short break. At 10:35 a.m., the meeting resumed.

CITIZENS' FORUM

There were no citizens present during the forum to address the Board.

RFP #19/20-01 TRANSPORT SERVICES AWARD

A copy of a bid opening for the "RFP #19/20-01 Transport Services" was contained in the meeting packet. The opening of the bid was conducted in the Manager's office on November 7, 2019, at 1:00 p.m. One bid was received from Blue Raven Extradition which happens to be a local service. The opening of the bid was witnessed by Sheriff James R. Lobb and Assistant Administrative Assistant Cheryl Garcia. Transport services were discussed.

Commissioner Vincent moved to award the bid for Transport Services to Blue Raven Extradition. Commissioner Kiesling seconded. There was no further discussion. Vote: All YES. Motion carried.

BID #19/20-01 SELF CONTAINED CRUSHER FOR ROAD DEPARTMENT AWARD

A copy of a bid opening for the "Bid #19/20-01 Road Crusher" was contained in the meeting packet. Two bids were received. One from 4 Rivers and one from Celtic Equipment. The opening of the bids was conducted in the Manager's Office on November 7, 2019, at 2:00 p.m. The opening of bids was witnessed by Commissioner Clay Kiesling, Mgr. Gonzales, Road Superintendent Russell Kear, and Administrative Assistance Cheryl Garcia. Superintendent Kear explained the differences in the two bids. Kear recommended awarding the bid to Celtic Equipment out of Northglenn, CO for the Tesab RK643S in the amount of \$397,900.00. The machine will be built and should be available by next May. Because the bid was considerably lower than expected, Kear asked that the Board consider approving the purchase of a used truck to haul the new crusher. The Board agreed.

Commissioner Vincent moved to award the bid for a self-contained crusher from Celtic Equipment for the Tesab RK643S. Commissioner Kiesling seconded. There was no further discussion. Vote: All YES. Motion carried.

Kear reported that Celtic is also interested in purchasing the old crusher. A brief discussion followed.

APPROVAL OF BILLS

The Board reviewed and discussed bills in the amount of \$292,586.55. Administrative Assistant Garcia asked that mid-winter conference registration fees also be approved.

Chairman Bennett moved to approve the payment of bills in the amount of \$292,586.55 plus the mid-winter conference registration fees. Commissioner Kiesling seconded. There was no further discussion. Vote: All YES. Motion carried.

ROAD CROSSING PERMITS

No road crossing permits were presented for consideration.

INVENTORY ITEMS DISPOSITION - ROAD DEPARTMENT INTERNATIONAL WATER TRUCK

No inventory items were presented for disposition.

HEALTHCARE ASSISTANCE PROGRAM - Approval of Claims

No Healthcare Assistance Claims were presented for consideration.

COUNTY TRAVEL REQUESTS

The following employees reported/requested travel approval: Mgr. Gonzales reported that there will be a Managers' Affiliate meeting in Cloudcroft and that **Administrative Assistant Cheryl Garcia** may attend; **Chairman Bennett, Commissioners Kiesling, and Vincent** may attend the 2019 Legislative Forum hosted by the Eastern Plains Council of Governments in Tucumcari on November 20th; **Commissioner Kiesling** may attend the Northeast Regional Transportation Planning Organization (NERTPO) and the New Mexico Department of Transportation (NMDOT) Commission meeting in Las Vegas on November 21st; Commissioner Kiesling reminded attendees that the Town of Clayton and the County will be hosting the NERTPO meeting in Clayton on February 26, 2020. All travel approved.

COMPREHENSIVE PLAN UPDATE

The last round of Comprehensive Plan workshops will be scheduled in the early part of 2020. Drafts of the Comprehensive Plan should be made available during these workshops.

KISER BUILDING UPDATE

Mgr. Gonzales gave a status report on the Kiser Building. A brief discussion followed.

ROAD SUPERINTENDANT'S REPORT

Superintendent Kear reported on the following (but not limited to the following): routine road maintenance; currently working on Harris and Wagner Roads; various placements of cattle guards; various culvert repairs; routine equipment repair; and, plows and chains are ready to go for the winter season.

FIRE COORDINATOR REPORT

Fire Coordinator O'Bryant was not present.

EMERGENCY MANAGER REPORT

The newly hired Emergency Manager, Robert Wingo, was not present. Mgr. Gonzales reported on Wingo's behalf: Robert Wingo officially started as the Emergency Manager on October 21st; Wingo assisted the Sheriff during the recent winter storm; the Hazard Mitigation Plan Kick-Off Workshop (Local Planning Committee) meeting will be on November 20th; the community has been complimentary of Wingo as the new Emergency

Manager; relocation of the mass casualty trailer was discussed. Commissioner Vincent reported that there is an open bay at the EMS building in Des Moines, where the trailer can be housed and easily accessible; the purchase of another Emergency Manager vehicle was also briefly discussed.

ELECTED OFFICIALS REPORTS

Sheriff Lobb reported on the following (but not limited to the following): During a winter storm on October 29th and 30th, Lobb helped coordinate and assist with road closures and worked vehicle accidents. Lobb was complimentary of the Clayton Fire & Rescue and the Clayton Police Department who assisted during this winter storm; handling several court-ordered transports; will continue to look for inmate housing options; hired Casey Coats as a new deputy, who will begin November 25th; a second hire is pending background checks.

Assessor Trujillo reported that tax rolls have been sent over to the Treasurer; the Assessor's Office has been busy conducting reappraisals throughout the County, which should be done every six years; cattle numbers remain about the same. Judy Steen asked about the appraisal of livestock within the municipality. Trujillo advised Steen that all livestock within the municipality should be rendered and appraised.

Treasurer Thompson reported that the Treasurer's Office is busy collecting tax bills; taxpayers are using the on-line payment method to pay their taxes; as of this date, no tax protests have been made.

Clerk Harkins reported on a successful first-ever Regular Local Election. Approximately 39% (965) of the eligible registered voters (2,453) participated. Union County had one of the higher turnouts in the State. Lastly, the previously scheduled IT assessment for the County has been canceled. Other IT options are being considered. Chairman Bennett suggested going through New Mexico Counties to solicit for IT services.

Commissioner Kiesling reported on his trip to Williston, ND for the Ports-to-Plains Conference; Kiesling will be attending the next NERTPO meeting, where he will encourage the inclusion of Ports-to-Plains in NERTPO's updated plan. Discussion followed. Mgr. Gonzales will work on a resolution regarding Hwy 402 for next month's meeting.

Commissioner Vincent reported on his recent tour of the local shooting range. Vincent reported that the berms are extremely high making for a very safe range. Commissioner Vincent suggested that the ranges be extended for competitive shooting. Sheriff Lobb will be tasked with opening and closing the entrance to the range once it's officially opened.

2019 REGULAR LOCAL ELECTION CANVASS

Clerk Harkins reported that there were 965 voters who participated in the 2019 Regular Local Election. The total number of eligible voters was 2,453. Harkins reported that there was one (1) provisional ballot cast for which the Clerk recommended that the Board approve the provisional ballot based on the voter's qualifications, for the total number of voter participants of 966. The Board agreed with the recommendation. Chairman Bennett noted approval on the provisional ballot envelope. Bennett read aloud the votes on the provisional ballot. Chief Deputy Clerk Brenda Green noted the votes on hand tally sheets. These votes will be updated in the election's software program. Clerk Harkins proceeded to explain the layout of various rosters, election reports, and machine tapes. A canvass of election totals commenced.

Commissioner Vincent moved to approve the single provisional ballot and the 2019 Regular Local Election Canvass as presented. Chairman Bennett seconded. There was no further discussion. Vote: All YES. The 2019 Regular Local Election canvass was completed. The Certification of Canvass Results was signed by the Board and will be distributed accordingly.

Executive Session: County Manager

At 12:10 p.m., Commissioner Vincent moved to go into closed session pursuant to NMSA 1978, Section 10-15-1(H (2) pertaining to limited personnel matter (County Manager). Commissioner Kiesling seconded. There was no further discussion. Vote: Vincent - YES, Kiesling - YES and Bennett - YES. Motion carried.

At 12:58 p.m., Commissioner Vincent moved to come out of the closed session and affirmed that matters discussed in the closed meeting were limited only to those specified in the motion for closure. No action was taken during the closed session. Commissioner Kiesling seconded. Vote: Vincent - YES, Kiesling - YES and Bennett - YES. Motion carried.

Meeting Announcements: The next regular meeting will be held on Tuesday, December 10, 2019, at 9:00 a.m. The next Joint Communications meeting is set for Tuesday, December 10, 2019, at 9:30 a.m.

ADJOURN: At 12:59 p.m., Commissioner Vincent moved to adjourn after lunch. Commissioner Kiesling seconded. There was no further discussion. Vote: All YES. Motion carried. Meeting adjourned.

**Board of Union County Commissioners
Union County, New Mexico**

ATTEST

Justin K. Bennett - Chairman

SEAL

W. Carr Vincent - Vice Chairman

Mary Lou Harkins - Clerk

Clayton F. Kiesling - Member

Joint Communications Meeting

Town – County – Clayton Municipal School District

Tuesday, September 10, 2019

PRESENT:

Justin K. Bennett – Union County Commission Chairman
W. Carr Vincent – Union County Commissioner
Clayton F. Kiesling – Union County Commissioner
Angie Gonzales – Union County Manager
Mary Lou Harkins – Union County Clerk
Brenda Green – Union County Chief Deputy Clerk
Brandy Thompson – Union County Treasurer
James Lobb – Union County Sheriff
Chris Schear – Union County Undersheriff
Ernest Sanchez – Town of Clayton Mayor
Coby Beckner – Town of Clayton Trustee
Judy Steen – Town of Clayton Trustee
Deano Arellano – Town of Clayton Trustee
Ferron Lucero – Town of Clayton Manager
Scott Julian – Town of Clayton Police Chief
Robert Beck, Esq. – Town of Clayton

ABSENT:

Leroy Montoya – Town of Clayton Trustee
Stacy Diller – Clayton Municipal Schools Superintendent

VISITORS:

April Gallegos – Clayton Union County Chamber of Commerce Executive Director
Clint Hardin – Town of Clayton/Union County Lobbyist
Sue Richardson – Union County Leader Reporter
Duane Enger – Director, PNE (Pure New Energy)
Keith Barrus – Union County Community Development Corporation
Bob Williams

Mayor Sanchez called the meeting to order at 9:43 a.m., in the Union County District Courtroom. The Pledge of Allegiance was recited.

APPROVAL OF AGENDA & DOCUMENT APPROVAL: Mayor Sanchez called for the approval of the agenda. No additions or amendments were made.

Commissioner Vincent moved to approve the agenda. Trustee Beckner seconded. There was no further discussion. Vote: ALL YES. Motion carried.. Agenda approved.

Mayor Sanchez called for the approval of the meeting minutes of June 11, 2019.

Commissioner Kiesling moved to approve the minutes. Trustee Beckner seconded. There was no further discussion. Vote: ALL YES. Motion carried. The minutes were signed.

OLD BUSINESS: The proposed Ports-To-Plains Resolution was briefly discussed. No action was taken.

NEW BUSINESS: There was a long discussion regarding the Northeast New Mexico Detention Facility take over and the future operation of the local jail. It was agreed to form an exploratory committee consisting of Union County Manager Angie Gonzales, Town of Clayton Manager Ferron Lucero, Union County Sheriff James Lobb, Police Chief Scott Julian, Town of Clayton Attorney Robert Beck, and Union County Attorney Steve Ross, to determine available options. The committee will report their findings at the next Joint Communications Meeting.

MEETING ANNOUNCEMENT: The next regular Joint Communications meeting date is scheduled for Tuesday, December 10, 2019, at 9:30 a.m., at the Union County Courthouse Annex Building.

ADJOURNMENT: At 10:35 a.m., Commissioner Vincent moved to adjourn. Trustee Beckner seconded. There was no further discussion. Vote: ALL YES. Motion carried. The meeting was adjourned.

CLAYTON HEALTH SYSTEMS

DECEMBER 2, 2019 MOR

NOTES TO CONSOLIDATED FINANCIAL STATEMENTS

Period Ending October 31, 2019

INCOME STATEMENT:

1. Gross patient revenue for October was \$1.3M; \$37k < budget; \$128k > PY.
2. Total net patient revenue for the month, after CA was \$641k.
3. Total other revenue for October is \$119k.
4. County tax subsidy revenue based on County budget is \$111k.
5. Total MTD net operating revenue was \$871k; 135k < budget; 46k > PY.
6. Operating expenses for October were \$1.0M; 28k > budget; 56k > PY.
7. Operating loss of \$154k and EBIDA loss of \$92k.
8. YTD, we have an operating loss of \$39k and EBIDA of \$193k.

YTD Budget to Actual Variances is as follows:

Gross Patient Revenue is **under** budget by \$66k.

Total Net Operating Revenues are **under** our YTD budget by \$150k.

Total Operating Expenses are **over** budget by \$39k.

Salary/Benefits are **under** budget YTD by \$71k.

Professional fees/Purchased Services are **under** budget by \$36k.

Pharmacy, Medical, Other Supplies are **under** budget by \$6k.

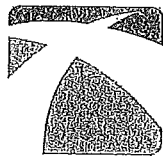
Other operating expenses (postage, subscriptions, dues, licenses, taxes, maintenance, lease, utilities, travel and education) are **over** budget by \$187k.

Includes physician recruiting, audit invoices and 340B management fees.

Depreciation and Interest are **under** budget by \$35k.

BALANCE SHEET:

9. UCGH had cash and cash equivalents of \$182k.
10. September CD balances total \$917k.
11. AR Mill Levy and GRT balance \$553k.
12. Net Patient AR is \$1.3M.
13. Trade Accounts Payable total \$511k.
14. AP Manual accruals is \$473k.
15. Estimated 3rd party settlements \$283k for 2018 CR and \$261k for 2019 CR for a total of \$544k.
16. October Days Cash on Hand is 6 days.



CHC

Community Hospital Corporation

**Union County Consolidated
Consolidated Operations Review**

For the Period Ending October 31, 2019

	Page
Patient Volumes and Utilization Statistics.....	1
Physician Utilization.....	2
Operating Performance.....	3
Operating Ratios.....	4
Patient Revenue Analysis.....	5
Trends.....	6
Summary Cash Flow Analysis.....	7
Supply Chain Trend.....	8
Business Office Elements.....	9
Income Statement.....	10
Balance Sheet.....	11
Statement of Cash Flows.....	12

(Unaudited)



Patient Volumes and Utilization Statistics

Union County Consolidated
Through the Period Ending Oct-19

	Fiscal-Year-to-Date			Six-Month Trend						Current Month				
	Current	Budget	% Var	May-19	Jun-19	Jul-19	Aug-19	Sep-19	Oct-19	Budget	# Var	% Var	Prior Year	% Var
Admissions, Total	60	61	(1.6%)	18	8	14	22	9	15	14	1	7.1%	9	66.7%
Acute	49	44	11.4%	16	5	11	18	7	13	10	3	30.0%	8	62.5%
Psych	0	0	0.0%	0	0	0	0	0	0	0	0	0.0%	0	0.0%
SNF	11	17	(35.3%)	2	3	3	4	2	2	4	(2)	(50.0%)	1	100.0%
Rehab	0	0	0.0%	0	0	0	0	0	0	0	0	0.0%	0	0.0%
Patient Days, Total	231	243	(4.9%)	67	42	54	87	46	44	61	(17)	(27.9%)	25	76.0%
Acute	142	137	3.6%	59	11	29	60	19	34	35	(4)	(2.9%)	17	100.0%
Psych	0	0	0.0%	0	0	0	0	0	0	0	0	0.0%	0	0.0%
SNF	89	106	(17.0%)	8	31	25	27	27	10	26	(16)	(61.5%)	8	25.0%
Rehab	0	0	0.0%	0	0	0	0	0	0	0	0	0.0%	0	0.0%
ALOS, Total	3.85	3.98	0.13	3.72	5.25	3.86	3.95	5.11	2.93	4.36	1.42	32.7%	2.78	(5.6%)
Acute	2.90	3.11	0.22	3.89	2.20	2.64	3.33	2.71	2.62	3.50	-0.88	25.3%	2.13	(23.1%)
Psych	0.00	0.00	0.0%	0.00	0.00	0.00	0.00	0.00	0.00	0.00	0.00	0.0%	0.00	0.0%
SNF	8.09	6.24	(1.86)	4.00	10.33	8.33	6.75	13.50	5.00	6.50	1.50	23.1%	8.00	37.5%
Rehab	0.00	0.00	0.0%	0.00	0.00	0.00	0.00	0.00	0.00	0.00	0.00	0.0%	0.00	0.0%
Adj Admissions	394	330	4	93	59	81	102	46	114	76	35	46.7%	81	37.0%
Adj Patient Days	1,288	1,315	(2.1%)	347	310	313	402	236	326	330	(4)	(1.2%)	225	44.7%
Case Mix Index, Total	0.9340	0.7950	0.1390	1.0147	0.8514	0.9205	0.9169	0.8214	1.0771	0.7950	-0.2821	35.5%	0.0000	0.0%
Case Mix Index, Medicare	1.0754	1.0500	0.0254	1.1447	1.2399	1.1024	1.0051	0.9042	1.2897	1.0500	0.2397	22.8%	0.7614	69.4%
Surgeries, Total	10	20	(10)	0	1	4	6	0	0	5	(5)	(100.0%)	0	0.0%
Inpatient	4	0	4	0	2	2	0	0	0	0	0	0.0%	0	0.0%
Outpatient	6	20	(14)	0	1	2	4	0	0	5	(5)	(100.0%)	0	0.0%
Open Heart Surgeries	0	0	0.0%	0	0	0	0	0	0	0	0	0.0%	0	0.0%
Births	0	0	0.0%	0	0	0	0	0	0	0	0	0.0%	0	0.0%
Emergency Visits	680	634	56	171	141	178	160	187	165	158	7	4.4%	142	16.2%
ER Conversion Rate	7.3%	7.0%	0.3%	8.8%	3.6%	6.2%	11.3%	3.7%	7.9%	7.0%	0.9%	(33.3%)	15	(46.7%)
Observation Days	29	49	(20)	11	1	4	12	5	8	12	(4)	(33.3%)	15	(46.7%)
Outpatient Diagnostic Visits	2,322	2,500	(178)	629	462	660	507	528	627	625	2	0.3%	631	(0.6%)
Clinic (Practitioner) Visits	0	0	0.0%	0	0	0	0	0	0	0	0	0.0%	617	(100.0%)
Rural Health Clinic Visits	4,063	2,000	2,063	595	593	631	552	597	628	500	754	150.8%	0	0.0%
Home Health Visits	320	180	140	88	67	97	112	51	60	45	15	33.3%	44	36.4%
MRI Procedures	63	64	(1)	10	0	18	18	7	20	16	4	25.0%	15	33.3%
Inpatient	0	0	0.0%	0	0	0	0	0	0	0	0	0.0%	0	0.0%
Outpatient	63	64	(1)	10	0	18	18	7	20	16	4	25.0%	15	33.3%
Cath Lab Procedures	0	0	0.0%	0	0	0	0	0	0	0	0	0.0%	0	0.0%
Inpatient	0	0	0.0%	0	0	0	0	0	0	0	0	0.0%	0	0.0%
Outpatient	0	0	0.0%	0	0	0	0	0	0	0	0	0.0%	0	0.0%
GI Procedures	27	18	9	7	0	11	8	3	5	4	1	25.0%	4	25.0%
Wound Care Procedures	147	20	127	24	30	29	62	28	26	5	23	460.0%	0	0.0%
Pain Management Cases	0	0	0.0%	0	0	0	0	0	0	0	0	0.0%	0	0.0%
HBO Treatments	0	0	0.0%	0	0	0	0	0	0	0	0	0.0%	0	0.0%
CT Procedures	333	360	(27)	98	86	101	67	65	100	90	10	11.1%	75	33.3%
Total Imaging Procedures	1,166	1,128	38	321	221	315	278	277	296	282	14	5.0%	258	14.7%



Physicians Utilization Ranking (Top 30)

131 - Union County General Hospital
 Oct-19
 All Specialties
 Admission Count

Community Hospital Corporation

Name	ID	Specialty	Fiscal Year-to-Date		Six-Month Trend						Current Month		
			Current	Prior	May-19	Jun-19	Jul-19	Aug-19	Sep-19	Oct-19	Prior Year	% Var	
131 - Union County General Hospital													
Van Wormer, Mark (131)	131_13	Unspecified	60	52	18	8	14	22	9	15	9	2	66.7%
Stevens, Philip (131)	131_20	Unspecified	55	29	16	8	14	20	9	12	2	0	500.0%
Wheeler, Paul (131)	131_21	Unspecified	3	-	-	-	-	2	-	1	0	0	0.0%
Fluhman, J (131)	131_6	NP	2	-	-	-	-	-	-	2	0	0	0.0%
Khanlian (131)	131_17	ER	-	1	1	-	-	-	-	-	1	1	(100.0%)
Weaver, Terry (131)	131_18	Family Practice	-	-	1	-	-	-	-	-	0	0	0.0%
				22	-	-	-	-	-	-	6	6	(100.0%)

Operating Performance Summary
Union County Consolidated
Through the Period Ending Oct-19

	Fiscal Year-to-Date		Six-Month Trend		Current Month		Prior Year	% Var
	Actual	Budget	\$ Var	% Var	Actual	Budget		
Inpatient Revenue	\$951	\$932	(\$19)	(2.1%)	\$476	\$460	\$16	(3.5%)
Outpatient Revenue	4,351	4,376	(\$25)	(0.6%)	2,176	2,188	(\$12)	(0.5%)
Gross Patient Revenue	5,302	5,308	(\$6)	(0.1%)	2,652	2,648	\$4	(0.1%)
Revenue Deductions								
Medicare	762	678	(84)	(10.9%)	317	310	7	(2.3%)
Medicaid	656	534	(122)	(18.8%)	258	192	66	(34.4%)
Prior Year Cost Report Adj-MCARE	0	0	0	0.0%	0	0	0	0.0%
Prior Year Cost Report Adj-MCALD	0	0	0	0.0%	0	0	0	0.0%
Disproportionate Share	0	0	0	0.0%	0	0	0	0.0%
UPL	(489)	(436)	(53)	(12.2%)	(122)	(122)	0	0.0%
Managed Care (HMO/PPPO) Discounts	550	718	(168)	(23.5%)	193	170	23	(13.5%)
Charity & Indigent Care	828	333	(495)	(59.9%)	68	26	42	(61.5%)
Other Discounts	76	100	(24)	(24.0%)	(7)	12	19	(70.8%)
Self Pay Discounts	0	12	12	100.0%	0	0	0	0.0%
Implicit Price Concessions	(221)	169	(390)	(230.8%)	83	(1,565)	(1,648)	(193.2%)
Total Deductions	2,192	2,108	(84)	(4.0%)	790	527	263	(32.5%)
Net Patient Revenue	3,110	3,200	(90)	(2.8%)	1,862	1,921	(59)	(3.1%)
Tax Subsidy Revenue	489	418	71	16.9%	129	129	0	0.0%
Other Revenue	388	342	46	13.5%	80	43	37	(86.0%)
Net Operating Revenue	3,987	4,020	(33)	(0.8%)	2,071	2,093	(22)	(1.1%)
Operating Expenses								
Salaries	1,838	1,882	(44)	(2.3%)	424	474	(50)	(10.5%)
Employee Benefits	278	305	(27)	(8.9%)	71	60	11	(18.3%)
Professional Fees	230	222	8	3.6%	72	61	11	(18.0%)
Medical Supplies	100	151	(51)	(33.8%)	41	22	19	(45.5%)
Pharmaceutical Supplies	138	74	64	(85.3%)	33	35	(2)	(5.7%)
Other Supplies	33	52	(19)	(36.3%)	7	6	1	(16.7%)
Purchased Services	388	432	(44)	(10.2%)	102	113	(11)	(9.7%)
Lease and Rent	184	177	7	3.9%	45	46	(1)	(2.2%)
Insurance	61	77	(16)	(26.1%)	11	13	(2)	(15.4%)
Utilities	70	67	3	4.5%	4	17	(13)	(76.5%)
Bad Debt	0	0	0	0.0%	0	0	0	0.0%
Depreciation & Amortization	208	216	(8)	(3.8%)	49	50	(1)	(2.0%)
Interest	24	51	(27)	(52.9%)	11	10	1	(9.1%)
Other	474	281	(193)	(40.9%)	55	128	(73)	(57.1%)
Total Operating Expenses	4,026	3,987	39	(1.0%)	2,071	2,093	(22)	(1.1%)
Operating Margin	(39)	33	(72)	(218.2%)	(101)	(110)	9	(8.2%)
Non-Operating Revenue (Exp)								
Investment Income	0	0	0	0.0%	0	0	0	0.0%
Impairment of Long-Lived Assets	0	0	0	0.0%	0	0	0	0.0%
Gain/(Loss) on Facility Sale	0	0	0	0.0%	0	0	0	0.0%
Corporate Allocation	0	0	0	0.0%	0	0	0	0.0%
Refinancing Costs	0	0	0	0.0%	0	0	0	0.0%
Contribution Received for Acquisition	0	0	0	0.0%	0	0	0	0.0%
Other	0	0	0	0.0%	0	0	0	0.0%
Total Non-Operating Revenue (Exp)	0	0	0	0.0%	0	0	0	0.0%
Net Margin	(\$39)	\$33	(\$72)	(218.2%)	(\$101)	(\$110)	9	(8.2%)
EBIDA	\$193	\$300	(\$107)	(35.7%)	(\$41)	(\$45)	4	(9.0%)
Total Profit Margin	4.8%	0.6%	4.2%	(87.5%)	11.9%	12.2%	(0.3%)	(2.4%)
EBIDA Margin	7.5%	7.5%	0.0%	0.0%	28.5%	17.5%	11.0%	(62.3%)



Operating Ratios Union County Consolidated Through the Period Ending Oct-19

	Fiscal-Year-to-Date			Six-Month Trend						Current Month			
	Current	Budget	% Var	May-19	Jun-19	Jul-19	Aug-19	Sep-19	Oct-19	Budget	% Var	Prior Year	% Var
Net to Gross %	56.7%	60.7%	(2.1%)	44.9%	102.6%	66.0%	48.2%	74.2%	48.1%	60.7%	(11.6%)	56.5%	(7.4%)
Supply Cost % NOR	2.5%	3.8%	1.2%	4.8%	1.2%	2.0%	2.4%	2.9%	2.9%	3.8%	0.9%	5.1%	2.3%
Medical Supplies	3.5%	1.8%	(1.6%)	4.8%	2.6%	3.0%	3.7%	2.6%	4.8%	1.8%	(2.9%)	0.9%	(5.9%)
Pharmaceutical Supplies	0.8%	1.3%	0.5%	1.1%	0.6%	0.5%	0.7%	1.1%	1.0%	1.3%	0.3%	1.4%	0.4%
Other Supplies	6.8%	6.9%	0.1%	10.7%	4.4%	5.5%	6.8%	6.7%	8.7%	6.9%	(1.8%)	7.4%	(1.3%)
Total Expenses	101.0%	99.2%	(1.8%)	111.7%	80.4%	87.8%	112.2%	92.1%	117.5%	99.2%	(18.3%)	117.6%	0.1%
Total Expense % NOR													
Revenue & Expense per Adj Admission:													
Gross Patient Revenue	\$ 15,863	\$ 16,259	(2.5%)	\$ 15,360	\$ 17,124	\$ 18,561	\$ 13,728	\$ 23,879	\$ 11,747	\$ 17,711	(33.7%)	\$ 14,513	(19.1%)
Net Patient Revenue	\$ 9,299	\$ 9,875	(5.8%)	\$ 6,888	\$ 17,567	\$ 12,062	\$ 6,624	\$ 17,566	\$ 5,768	\$ 10,757	(46.4%)	\$ 8,200	(29.7%)
Labor Cost	\$ 6,326	\$ 6,624	4.5%	\$ 5,302	\$ 9,180	\$ 6,585	\$ 4,873	\$ 11,243	\$ 5,083	\$ 7,215	29.4%	\$ 6,785	24.9%
Supply Cost	\$ 812	\$ 841	3.5%	\$ 977	\$ 943	\$ 787	\$ 601	\$ 1,533	\$ 680	\$ 916	25.8%	\$ 756	10.0%
Total Expenses	\$ 12,035	\$ 12,076	0.3%	\$ 10,208	\$ 17,243	\$ 12,475	\$ 9,930	\$ 21,177	\$ 9,216	\$ 13,154	29.8%	\$ 11,981	23.1%
Revenue & Expense per Adj Patient Day:													
Gross Patient Revenue	\$ 4,118	\$ 4,081	0.9%	\$ 4,127	\$ 3,262	\$ 4,812	\$ 3,471	\$ 4,633	\$ 4,005	\$ 4,065	(1.5%)	\$ 5,225	(23.3%)
Net Patient Revenue	\$ 2,415	\$ 2,479	(2.6%)	\$ 1,851	\$ 3,346	\$ 3,127	\$ 1,675	\$ 3,437	\$ 1,966	\$ 2,469	(20.4%)	\$ 2,852	(33.4%)
Labor Cost	\$ 1,643	\$ 1,663	1.2%	\$ 1,424	\$ 1,749	\$ 1,707	\$ 1,232	\$ 2,200	\$ 1,736	\$ 1,656	(4.8%)	\$ 2,443	28.9%
Supply Cost	\$ 211	\$ 211	0.2%	\$ 282	\$ 180	\$ 204	\$ 152	\$ 300	\$ 232	\$ 210	(10.3%)	\$ 272	14.8%
Total Expenses	\$ 3,126	\$ 3,031	(3.1%)	\$ 2,743	\$ 3,284	\$ 3,234	\$ 2,511	\$ 4,143	\$ 3,142	\$ 3,019	(4.1%)	\$ 4,313	27.2%
Labor Cost/AA	\$ 6,326	\$ 6,624	4.5%	\$ 5,302	\$ 9,180	\$ 6,565	\$ 4,873	\$ 11,243	\$ 5,093	\$ 7,215	28.4%	\$ 6,785	24.9%
Labor Cost/AA, CMI Adj.	\$ 6,773	\$ 6,332	(6.4%)	\$ 5,225	\$ 10,782	\$ 7,154	\$ 5,315	\$ 13,687	\$ 4,728	\$ 9,076	47.9%	\$ -	0.0%
Labor Cost/APD	\$ 1,643	\$ 1,663	1.0%	\$ 1,424	\$ 1,749	\$ 1,707	\$ 1,232	\$ 2,200	\$ 1,736	\$ 1,656	(4.8%)	\$ 2,443	28.9%
Labor Cost/APD, CMI Adj.	\$ 1,759	\$ 2,092	15.9%	\$ 1,404	\$ 2,054	\$ 1,855	\$ 1,344	\$ 2,678	\$ 1,612	\$ 2,063	22.6%	\$ -	0.0%
Labor Cost % NOR	53.1%	54.4%	1.3%	56.0%	42.8%	46.4%	55.1%	48.9%	64.9%	54.4%	10.5%	66.6%	1.7%
Avg Hourly Rate	\$32.92	\$39.26	16.2%	\$31.49	\$31.59	\$33.24	\$31.84	\$32.65	\$33.94	\$110.75	69.4%	\$36.06	5.9%
Contract \$	\$7,000	\$81,000	17.3%	\$15,000	\$20,000	\$30,000	\$8,000	\$17,000	\$12,000	\$20,000	40.0%	\$11,000	(9.1%)
FTEs, Contract	0.6	2.5	76.3%	0.0	0.0	0.0	0.0	1.0	1.4	2.5	45.2%	1.00	(37.0%)
Overtime \$	\$28,000	\$28,000	0.0%	\$8,000	\$14,000	\$7,000	\$6,000	\$7,000	\$8,000	\$7,000	(14.3%)	\$5,000	(60.0%)
Overtime %	2.8%	3.0%	0.3%	2.2%	2.8%	2.8%	2.8%	2.8%	2.5%	7.4%	4.9%	1.8%	(0.9%)
FTEs (Incl Contract Depts)	79.5	66.3	(16.5%)	76.1	80.6	80.6	80.6	77.5	79.2	24.0	(230.0%)	74.93	(5.7%)
Adjusted EEOB	7.89	6.38	(23.7%)	6.79	7.80	7.99	6.21	9.65	7.53	2.25	(234.2%)	10.31	26.9%
Productivity FTE Variance (Over)/Under	(15.8)								(55.5)				

*Net to Gross % = NPR / Total GPR
(Brackets indicate an Unfavorable Variance)



Patient Revenue Analysis
Union County Consolidated
 Through the Period Ending Oct-19

	Fiscal Year-to-Date				Six-Month Trend						Current Month						
	Current	Budget	# Var	% Var	Prior	% Var	May-19	Jun-19	Jul-19	Aug-19	Sep-19	Oct-19	Budget	# Var	% Var	Prior Year	% Var
IPC % GPR	-4.2%	3.1%		7.3%	9.0%	13.1%	5.8%	-154.8%	-23.7%	15.0%	-22.9%	13.6%	3.1%		(10.4%)	9.5%	(4.0%)
Charity % Gross	15.6%	6.2%		(9.4%)	3.4%	(12.3%)	4.7%	137.1%	24.7%	2.0%	20.6%	15.7%	6.2%		(9.5%)	1.0%	(14.7%)
Inpatient Revenue %	17.9%	18.5%		(0.5%)	17.1%	0.9%	19.3%	13.6%	17.3%	21.8%	19.5%	13.5%	18.5%		5.0%	11.1%	(2.4%)
Outpatient Revenue %	82.1%	81.5%		0.5%	82.9%	(0.9%)	80.7%	86.4%	82.7%	78.4%	80.5%	86.5%	81.5%		(5.0%)	88.9%	2.4%
Gross Patient Revenue by Payor Class:																	
Medicare	\$2,316	\$2,324	(\$8)	(0.3%)	\$2,171	6.7%	\$531	\$455	\$615	\$703	\$459	\$539	\$581	(\$42)	(7.2%)	\$496	8.7%
Medicaid	1,176	1,116	60	5.4%	1,039	13.2%	408	227	322	221	246	387	279	108	38.7%	248	56.0%
Managed Care (HMO/PPO)	1,284	1,568	(284)	(18.1%)	1,533	(16.2%)	371	191	430	303	283	288	332	(104)	(26.5%)	308	(6.5%)
Indemnity & Other	0	4	(4)	#####	13	(100.0%)	0	0	0	0	0	0	1	(1)	(100.0%)	0	0.0%
Self Pay	493	357	136	38.1%	375	31.1%	92	97	104	147	103	139	88	50	56.2%	100	39.0%
Total	\$5,269	\$5,369	(\$100)	(1.9%)	\$5,132	2.7%	\$1,402	\$970	\$1,471	\$1,374	\$1,071	\$1,353	\$1,342	\$11	0.8%	\$1,152	17.4%
Gross Payor Mix %:																	
Medicare	44.0%	43.3%		0.7%	42.3%	1.7%	37.9%	46.9%	41.8%	51.2%	42.9%	39.8%	43.3%		(3.5%)	43.1%	(3.2%)
Medicaid	22.3%	20.8%		1.5%	20.2%	2.1%	28.1%	23.4%	16.1%	16.1%	23.0%	28.6%	20.8%		7.8%	21.5%	7.1%
Managed Care (HMO/PPO)	24.4%	29.2%		(4.8%)	29.9%	(5.5%)	26.5%	19.7%	23.2%	22.1%	24.5%	21.3%	29.2%		(7.9%)	26.7%	(5.5%)
Indemnity & Other	0.0%	0.1%		(0.1%)	0.3%	(0.3%)	0.0%	0.0%	0.0%	0.0%	0.0%	0.0%	0.1%		(0.1%)	0.0%	0.0%
Self Pay	9.4%	6.5%		2.7%	7.3%	2.0%	6.5%	10.0%	7.1%	10.7%	9.6%	10.3%	6.6%		3.6%	8.7%	1.6%
Total	100.0%	100.0%			100.0%		100.0%	100.0%	100.0%	100.0%	100.0%	100.0%	100.0%			200.0%	
Net-to-Gross %:																	
Medicare*	66.2%	70.8%		(4.6%)	65.9%	0.3%	40.3%	108.3%	76.5%	55.9%	86.3%	50.9%	70.7%		(18.8%)	61.0%	(10.1%)
Medicaid*	44.2%	52.2%		(7.9%)	42.1%	2.1%	36.8%	71.1%	40.4%	47.7%	28.2%	55.5%	52.2%		3.4%	37.2%	18.4%
Managed Care (HMO/PPO)	56.4%	54.2%		2.2%	47.1%	9.3%	48.0%	(93.0%)	40.2%	43.8%	34.7%	113.6%	54.2%		59.4%	55.3%	58.3%
Indemnity & Other	0.0%	(2,400.0%)		#####	(168.2%)	#VALUE!	0.0%	0.0%	0.0%	0.0%	0.0%	0.0%	(2,400.0%)		#VALUE!	0.0%	#VALUE!
Self Pay	(58.7%)	3.4%		(71.3%)	53.5%	(121.4%)	26.1%	(1,328.9%)	(286.7%)	81.0%	(118.4%)	(47.5%)	3.4%		(50.9%)	88.0%	(135.5%)
Total**	58.7%	60.7%		(2.1%)	56.5%	2.2%	44.9%	102.6%	65.0%	48.2%	74.2%	49.1%	60.7%		(11.6%)	56.5%	(7.4%)
Acute Admissions by Payor																	
Medicare	37	32	5	15.6%	28	32.1%	5	4	10	16	4	7	8	(1)	(12.5%)	6	16.7%
Medicaid	2	5	(3)	(60.0%)	5	(60.0%)	7	1	1	0	0	1	1	0	0.0%	2	(50.0%)
Managed Care (HMO/PPO)	3	5	(2)	(40.0%)	7	(57.3%)	4	0	0	0	1	2	1	1	100.0%	0	0.0%
Self Pay	7	2	5	250.0%	0	0.0%	0	0	0	2	2	3	0	0	0.0%	0	0.0%
Other	0	0	0	0.0%	0	0.0%	0	0	0	0	0	0	0	0	0.0%	0	0.0%
Total	49	44	5	11.4%	40	22.5%	16	5	11	18	7	13	10	3	30.0%	8	62.5%
Acute Patient Days by Payor																	
Medicare	101	96	5	5.2%	82	23.2%	18	10	25	48	12	16	24	(8)	(33.3%)	13	23.1%
Medicaid	11	22	(11)	(50.0%)	14	(21.4%)	26	1	4	0	0	7	6	1	16.7%	4	75.0%
Managed Care (HMO/PPO)	5	18	(13)	(72.2%)	20	(75.0%)	15	0	0	0	1	4	5	(1)	(20.0%)	0	0.0%
Self Pay	25	1	24	#####	1	#####	0	0	0	12	6	7	0	7	0.0%	0	0.0%
Other	0	0	0	0.0%	0	0.0%	0	0	0	0	0	0	0	0	0.0%	0	0.0%
Total	142	137	5	3.6%	117	21.4%	59	11	29	60	19	34	35	(1)	(2.9%)	17	100.0%
Acute Length of Stay by Payor																	
Medicare	2.73	3.00	0.27	9.0%	2.93	6.8%	3.60	2.50	2.50	3.00	3.00	2.29	3.00	0.71	23.8%	2.17	(5.5%)
Medicaid	5.50	4.40	(1.10)	(25.0%)	2.80	(6.4%)	3.71	1.00	4.00	0.00	0.00	7.00	6.00	(1.00)	(16.7%)	2.00	(250.0%)
Managed Care (HMO/PPO)	1.67	3.60	1.93	53.7%	2.86	41.7%	3.75	0.00	0.00	0.00	1.00	2.00	5.00	3.00	60.0%	0.00	0.0%
Self Pay	3.57	0.50	(3.07)	#####	0.00	0.0%	0.00	0.00	0.00	6.00	3.00	2.93	0.00	(2.33)	0.0%	0.00	0.0%
Other	0.00	-0.00	0.00	0.0%	0.00	0.0%	-0.00	0.00	0.00	0.00	-0.00	0.00	0.00	0.00	0.0%	0.00	0.0%
Total	2.90	3.11	0.22	6.9%	2.93	0.9%	3.69	2.20	2.84	3.33	2.71	2.62	3.50	0.88	25.3%	2.13	(23.1%)

* Medicare Net to Gross % = Total Medicare GPR - All Medicare Contracts rolled up under Medicare Contractuals in the IS / Total Medicare GPR
 ** Medicaid Net to Gross % = Total Medicaid GPR - All Medicaid Contracts rolled up under Medicaid Contractuals in the IS / Total Medicaid GPR
 *** Total Net-to-Gross % is calculated as: NPR / Total GPR

Trend Information
Union County Consolidated
 Through the Period Ending Oct-19
 (\$ in thousands)

	Nov-18	Dec-18	Jan-19	Feb-19	Mar-19	Apr-19	May-19	Jun-19	Jul-19	Aug-19	Sep-19	Oct-19	12 Mo Avg
Income Statement Summary													
Total Net Revenue	\$774	\$861	\$1,226	\$1,224	\$926	\$941	\$853	\$1,266	\$1,152	\$801	\$1,063	\$872	\$1,005
Total Operating Expenses	\$894	\$858	\$922	\$922	\$904	\$895	\$953	\$1,018	\$1,011	\$1,010	\$979	\$1,024	\$947
Operating Margin	(\$120)	\$3	\$333	\$301	\$22	\$46	(\$100)	\$248	\$140	(\$110)	\$84	(\$152)	\$58
Net Margin	(\$120)	\$3	\$333	\$301	\$22	\$46	(\$100)	\$248	\$140	(\$110)	\$84	(\$152)	\$58
EBIDA	(\$54)	\$68	\$398	\$387	\$81	\$105	(\$40)	\$360	\$202	(\$45)	\$128	(\$152)	\$98
Volume Indicators													
Acute Admissions	7	7	16	18	11	12	16	5	11	18	7	13	12
Total Acute Patient Days	18	29	54	67	36	61	58	11	29	60	19	34	40
ADC, Acute	0.6	0.9	1.7	2.4	1.2	2.0	1.9	0.4	0.9	1.9	0.6	1.1	1.3
Gross Patient Revenue	\$864	\$1,101	\$1,638	\$1,659	\$1,380	\$1,433	\$1,434	\$1,011	\$1,505	\$1,397	\$1,095	\$1,306	\$1,325
Inpatient Revenue	\$132	\$133	\$369	\$349	\$349	\$359	\$276	\$137	\$280	\$302	\$213	\$176	\$269
Adjusted Patient Days, Total	204	332	462	399	390	340	347	310	313	402	236	326	338
Acute Length of Stay	2.57	4.14	3.38	3.72	3.27	5.08	3.69	2.20	2.64	3.33	2.71	2.62	3.28
Medicare Case Mix Index	1.1571	0.8816	1.0094	1.1957	1.2983	0.8427	1.1447	1.2399	1.1024	1.0051	0.9042	1.2857	1.0843
Surgeries	0	0	3	5	3	3	0	1	4	6	0	0	2
ER Visits	134	130	155	137	168	164	171	141	178	160	187	165	158
Births	0	0	1	0	0	0	0	0	0	0	0	0	0
Outpatient Diagnostic Visits	383	371	486	660	511	524	629	462	650	507	528	627	529
Operating Indicators													
FTEs	75.3	77.9	82.3	83.5	80.5	80.5	76.1	80.5	80.6	80.5	77.5	79.2	79.5
Operating Margin %	(15.5%)	0.4%	27.1%	24.6%	2.4%	4.9%	(11.7%)	19.6%	12.2%	(12.2%)	7.9%	(17.5%)	3.5%
Revenue Deductions as % of GPR	37.7%	39.7%	35.7%	36.6%	44.4%	48.1%	55.1%	(2.6%)	34.9%	51.7%	25.7%	50.8%	38.1%
IPC % NOR	15.4%	0.2%	(6.1%)	0.5%	1.9%	16.5%	9.7%	(123.7%)	(30.9%)	23.3%	(23.6%)	20.3%	(8.0%)
Salary, Wages and Employee Benefits	\$436	\$769	\$546	\$487	\$507	\$509	\$495	\$542	\$394	\$496	\$520	\$565	\$534
Salary & Benefits as % of NOR	56.4%	89.3%	44.5%	39.8%	54.7%	54.1%	56.0%	46.4%	46.4%	55.1%	48.9%	64.9%	54.5%
Adjusted EOB, Total	11.06	7.28	5.59	5.95	6.40	7.12	6.79	7.80	7.99	6.21	9.85	7.53	7.45
Medical Supplies as % of NOR	4.1%	2.6%	2.1%	5.8%	4.4%	1.9%	4.8%	1.2%	2.0%	2.4%	2.9%	2.9%	3.1%
Pharmaceutical Supplies as % of NOR	3.6%	2.3%	0.9%	1.5%	1.6%	1.7%	4.8%	2.6%	3.0%	3.7%	2.6%	4.8%	2.6%
Other Supplies as % of NOR	1.9%	1.3%	0.8%	1.3%	1.2%	1.0%	1.1%	0.6%	0.6%	0.7%	1.1%	1.0%	1.0%
Inventory Days on Hand	82.2	85.3	95.7	85.0	81.4	84.2	91.9	109.5	100.5	117.6	109.8	104.7	95.6
Liquidity													
Cash and Cash Equivalents	\$1,050	\$459	\$469	\$648	\$333	\$476	\$639	(\$32)	\$547	\$50	\$247	\$182	\$424
Total Operating Expenses	\$894	\$858	\$922	\$922	\$904	\$895	\$953	\$1,018	\$1,011	\$1,010	\$979	\$1,024	\$947
Depreciation & Amortization	\$55	\$55	\$55	\$55	\$49	\$48	\$49	\$50	\$50	\$51	\$51	\$52	\$56
Days Cash on Hand	38	17	17	23	12	17	22	(1)	17	2	8	6	15
Cash Collections	\$536	\$454	\$554	\$681	\$822	\$852	\$749	\$581	\$592	\$635	\$827	\$685	\$654
Average Payment Period with Inter-Company	72	66	69	62	56	60	53	53	60	37	47	51	57
Average Payment Period without Inter-Company	72	66	69	62	56	60	53	53	60	37	47	51	57
Patient Accounts Receivable, Net	\$614	\$599	\$969	\$1,242	\$1,068	\$1,008	\$923	\$1,153	\$1,404	\$910	\$809	\$1,250	\$996
Net Days in Patient A/R	28.2	28.5	38.4	40.4	33.6	35.1	39.6	43.3	48.5	31.1	30.2	54.0	37.6
Capital Structure													
Long Term Debt to Capitalization	0.34	0.34	0.33	0.33	0.33	0.33	0.33	0.30	0.30	0.30	0.30	0.32	0.32
Debt Service Coverage	(0.79)	1.01	5.95	5.61	1.25	1.65	(0.63)	4.97	2.87	(0.69)	2.75	(1.39)	1.89
A/R Analytics													
Rolling 12 Mos Cash Collect % Net Rev	103.9%	104.4%	98.0%	88.1%	85.0%	79.4%	72.6%	74.2%	66.0%	63.9%	65.9%	66.3%	80.6%
Gross Days in Patient A/R	143.3	139.5	135.2	120.1	111.9	114.5	123.1	118.1	126.7	111.8	102.9	118.6	122.2
Net Days in Patient A/R	28.2	28.5	38.4	40.4	33.6	35.1	39.6	43.3	48.5	31.1	30.2	54.0	37.6
Days Unbilled	1	2	10	14	16	9	9	13	8	8	10	8	9
Collections as % of Previous Month Patient A/R, Net	79.8%	74.0%	92.6%	70.3%	66.2%	79.8%	74.3%	63.0%	51.3%	45.2%	90.9%	84.7%	72.7%
Percent of Medicare < 60 days	N/A	N/A	N/A	N/A	N/A	N/A	N/A	N/A	N/A	N/A	N/A	N/A	N/A
Percent of Medicare < 90 days	N/A	N/A	N/A	N/A	N/A	N/A	N/A	N/A	N/A	N/A	N/A	N/A	N/A
Percent of Commercial Insurance < 90 days	N/A	N/A	N/A	N/A	N/A	N/A	N/A	N/A	N/A	N/A	N/A	N/A	N/A
Credit Balance %	0.9%	1.1%	1.1%	0.9%	0.8%	0.9%	0.8%	0.6%	0.7%	1.6%	2.0%	2.6%	1.2%
Cost to Collect per Dollar	\$0.04	\$0.05	\$0.04	\$0.03	\$0.03	\$0.03	\$0.03	\$0.04	\$0.04	\$0.04	\$0.03	\$0.03	\$0.04




Summary Cash Flow Analysis
and

Percent Change in Gross and Net Patient Revenue
(\$ in Thousands)

Union County Consolidated
Oct-19

	Fiscal-Year-to-Date			Six-Month Trend						Current Month					
	Current	Budget	% Var	Prior	% Var	May-19	Jun-19	Jul-19	Aug-19	Sep-19	Oct-19	Budget	% Var	Prior Year	% Var
EBIDA	\$193	\$300	(35.7%)	\$380	(49.2%)	(\$40)	\$360	\$202	(\$45)	\$126	(\$90)	\$76	(218.0%)	(\$76)	18.0%
Capital Expenditures	\$0	\$0	0.0%	\$0	0.0%	\$0	\$0	\$0	\$0	\$0	\$0	\$0	0.0%	\$0	0.0%
Net Cash Flow	\$193	\$300	(35.7%)	\$380	(49.2%)	(\$40)	\$360	\$202	(\$45)	\$126	(\$90)	\$76	(218.0%)	(\$76)	18.0%

Time Period	Gross Patient Revenue		Net Patient Revenue		Total Operating Expense		Spread Net Rev - Total Expenses	
	%	Amount	%	Amount	%	Amount	%	Amount
Current Month vs Same Month Prior Year	10.92%		0.00%		5.41%		-5.41%	
Current Fiscal-Year-to-Date vs Prior Fiscal-Year-To-Date	1.55%		0.00%		8.51%		-8.51%	



Supply Chain Trend Information (\$ in thousands)
Union County Consolidated
 Through the Period Ending Oct-19

	Twelve-Month Trend											
	Nov-18	Dec-18	Jan-19	Feb-19	Mar-19	Apr-19	May-19	Jun-19	Jul-19	Aug-19	Sep-19	Oct-19
Case Mix Index, Total	1,2008	0,7933	0,7873	0,7927	1,1480	0,8500	1,0147	0,8514	0,9205	0,9169	0,8214	1,0771
Average Daily Census	1	1	3	5	3	3	2	1	2	3	2	1
Patient Days, Total	28	40	104	125	100	85	67	42	54	87	45	44
Adjusted Patient Days, Total	204	332	462	399	390	340	347	310	313	402	235	326
Admissions, Total	8	10	24	23	17	13	18	8	14	22	9	15
Adjusted Admissions, Total	55	83	107	82	66	50	93	59	81	102	46	111
Surgeries, Inpatient	0	0	2	0	0	2	0	0	4	7	1	1
Surgeries, Outpatient	3	7	5	7	5	5	7	1	11	7	2	4
Surgeries, Total	3	7	7	7	5	7	7	1	15	7	3	5
Supply Chain Statistics - Income Statement												
Net Operating Revenue	\$774	\$881	\$1,226	\$1,224	\$926	\$941	\$853	\$1,266	\$1,152	\$901	\$1,063	\$872
Supply Expense	\$74	\$54	\$49	\$104	\$67	\$44	\$91	\$56	\$64	\$61	\$71	\$76
Total Operating Expenses	\$894	\$935	\$893	\$922	\$904	\$895	\$953	\$1,018	\$1,011	\$1,010	\$979	\$1,024
Supply Expense per Adj Pat Day - CMI Adj	\$302	\$205	\$135	\$329	\$150	\$151	\$259	\$211	\$222	\$166	\$365	\$215
Supply Expenses per Adj Admission - CMI Adj	\$1,126	\$819	\$584	\$1,585	\$882	\$1,029	\$963	\$1,107	\$655	\$655	\$1,867	\$632
Supply Expenses % NOR	10%	6%	4%	9%	7%	5%	11%	4%	6%	7%	7%	5%
Operating Expense, CMI Adj - Per Adjusted Patient Day	\$3,641	\$3,260	\$2,458	\$2,916	\$2,019	\$3,100	\$2,703	\$3,858	\$3,514	\$2,799	\$5,044	\$2,917
Operating Expense, CMI Adj - Per Adjusted Admission	\$13,594	\$13,040	\$10,653	\$14,131	\$11,877	\$21,079	\$10,060	\$20,253	\$13,553	\$10,830	\$25,762	\$8,556
General Store Inventory	\$13	\$14	\$21	\$28	\$32	\$34	\$39	\$19	\$22	\$23	\$26	\$28
OR Inventory	\$68	\$88	\$89	\$89	\$69	\$89	\$89	\$101	\$101	\$101	\$101	\$101
Pharmacy Inventory	\$44	\$44	\$44	\$44	\$44	\$44	\$44	\$44	\$44	\$44	\$44	\$44
Other Inventory	\$33	\$33	\$33	\$33	\$33	\$33	\$33	\$33	\$33	\$33	\$33	\$33
Total Inventory	\$178	\$179	\$188	\$195	\$199	\$201	\$206	\$201	\$206	\$206	\$206	\$206
General Store Inventory per Adj Admission	\$237	\$187	\$198	\$346	\$486	\$682	\$421	\$318	\$273	\$224	\$239	\$241
OR Inventory per Adj Admission	\$197	\$210	\$252	\$437	\$423	\$603	\$415	\$374	\$297	\$245	\$680	\$257
Pharmacy Inventory per Adj Admission	\$1,606	\$1,060	\$839	\$1,085	\$1,347	\$1,789	\$967	\$1,712	\$1,246	\$993	\$2,186	\$909
Other Inventory per Case	\$1,337	\$1,336	\$1,066	\$1,369	\$1,173	\$2,104	\$943	\$2,011	\$1,354	\$1,083	\$2,662	\$644
Pharmacy Inventory per Adj Admission	\$29,308	\$12,561	\$12,561	\$12,765	\$17,671	\$12,765	\$12,765	\$101,051	\$6,737	\$7,219	\$33,667	\$20,212
Pharmacy Inventory per Adj Admission - CMI Adj	\$806	\$532	\$414	\$536	\$665	\$884	\$473	\$748	\$544	\$434	\$955	\$397
Total Inventory per Adj Pat Day	\$671	\$671	\$671	\$675	\$560	\$1,040	\$466	\$878	\$591	\$473	\$1,163	\$369
Total Inventory per Adj Admission	\$873	\$541	\$408	\$490	\$510	\$922	\$594	\$748	\$732	\$666	\$1,011	\$741
Total Inventory per Adj Admission - CMI Adj	\$3,269	\$2,162	\$1,766	\$2,374	\$3,002	\$4,024	\$2,210	\$3,928	\$2,902	\$2,319	\$4,123	\$1,231
Inventory Days on Hand	\$2,714	\$2,726	\$2,243	\$2,985	\$2,615	\$4,734	\$2,178	\$4,614	\$3,153	\$2,529	\$6,293	\$2,017
Days Cash on Hand	82	85	85	85	81	84	82	110	101	118	110	105
	38	17	17	23	12	17	22	17	17	2	8	6



Indicator	Target	Current Month	FYTD		
			High	Low	Avg
Days Unbilled 1	5 days	5 days	8 days	2 days	5 days
Rolling 12 Mos Cash Collect % Net Rev	100.0%	66.5%	66.5%	64.5%	65.7%
A/R Days (Net) 3	48 days	45 days	45 days	21 days	33 days
Percent of Medicare <60 days 4	95%	81%	93%	81%	87%
Percent of Medicaid < 90 days 5	90%	84%	84%	62%	77%
Percent of Commercial Insurance < 90 days 6	90%	89%	89%	68%	74%
Credit Balance % 7	3%	2%	2%	1%	1%
Cost to Collect per Dollar 8	\$0.05	\$0.04	\$0.04	\$0.03	\$0.04

Union County Clinic

Indicator	Target	Current Month	FYTD		
			High	Low	Avg
Days Unbilled 1	5 days	28 days	56 days	25 days	35 days
Rolling 12 Mos Cash Collect % Net Rev	100.0%	64%	69.7%	56.1%	63.3%
A/R Days (Net) 3	48 days	-4143 days	110 days	-4143 days	-961 days
Percent of Medicare <60 days 4	95%	72%	72%	53%	64%
Percent of Medicaid < 90 days 5	90%	95%	95%	90%	92%
Percent of Commercial Insurance < 90 days 6	90%	93%	93%	88%	91%
Upfront Cash Collections 9	\$20	\$8	\$10	\$9	\$9
Credit Balance % 7	3%	6%	6%	1%	3%
Denial Rate Past 90 Days 10	0 - 30	31 - 60	61 - 90	91 - 120	Over 120
AR Aging (000's)	\$60	\$48	\$31	\$22	\$53
Medicare Aging %	28%	22%	14%	10%	25%
Medicaid Aging %	\$110	\$42	\$28	\$17	\$89
Commercial Insurance Aging %	38%	15%	10%	6%	31%
Self Pay Aging %	\$39	\$33	\$29	\$16	\$96
Total Aging %	18%	15%	14%	8%	45%
	-\$46	\$7	\$8	\$6	\$104
	-58%	9%	10%	8%	132%
	\$163	\$130	\$96	\$61	\$342
	21%	16%	12%	8%	43%

Definitions:

- Days Unbilled: Discharged not billed amount on the last day of the month divided by daily gross revenue for the current month.
- Rolling 12 Mos Cash Collect % Net Revenue*: Rolling 12 mo Cash Collections / (Rolling 12 months 30 day lag Net Rev)
- AR Days Net: Net Accounts Receivable / (Last 3 months NPR Less BD / Days in Period)
- Medicare: Traditional Medicare ONLY, excludes all Managed Care Medicare payers.
- Medicaid: Includes ALL Medicaid, traditional and managed care.
- Commercial Insurance: Includes all commercially contracted and Managed Medicare payers; excluding Charity and Self-Pay.
- Credit Balance %: Credit balances on the last day of the month divided by gross AVR on the last day of the month.
- Cost to Collect per Dollar: Direct costs for the month for business office and admissions, including benefits, divided by collections for the month.
- Upfront Collections: collection of all co-pays and deductibles at time of visit
- Denial Rate %: Total dollar amount of claims denied by payers within past 90 divided by total dollar amount of claims submitted within past 90 days.

	Current Month			Fiscal Year-to-Date						
	Actual	Budget	Variance *	Actual	Budget	Variance *	Prior Year	Variance %		
Inpatient Revenue	\$76	\$248	(\$172)	\$951	\$992	(\$41)	\$890	6.9%		
Outpatient Revenue	1,129	1,094	35	4,351	4,376	(25)	4,331	0.5%		
TOTAL GROSS PATIENT REVENUE	1,305	1,342	(37)	5,302	5,368	(66)	5,221	1.5%		
REVENUE DEDUCTIONS										
Medicare Contractual	265	170	(95)	782	678	(104)	741	(5.6%)		
Medicaid Contractual	172	133	(39)	656	534	(122)	602	(9.0%)		
Prior Year Medicare Cost Report Adj.	0	0	0	0	0	0	0	0.0%		
Prior Year Medicaid Cost Report Adj.	0	0	0	0	0	0	0	0.0%		
Disproportionate Share	0	0	0	0	0	0	0	0.0%		
UPL	(122)	(109)	13	(489)	(436)	(53)	(581)	(12.8%)		
Managed Care (HMO/PPO) Discounts	(99)	180	219	560	718	158	22.0%	811	31.0%	
Charity & Indigent Discounts	83	(83)	(122)	828	333	(495)	(148.5%)	175	(973.1%)	
Other Discounts	6	25	19	76	100	24	23.6%	35	(41)	(116.4%)
Self Pay Discounts	0	3	3	0	12	12	100.0%	0	0	0.0%
Implicit Price Concessions	(177)	42	(135)	(221)	169	390	230.6%	488	689	147.2%
TOTAL REVENUE DEDUCTIONS	664	527	(137)	2,192	2,108	(84)	2,271	79	3.5%	
TOTAL NET PATIENT REVENUE	641	815	(174)	3,110	3,260	(150)	2,950	160	5.4%	
Tax Subsidy Revenue	111	105	6	489	418	71	394	95	24.1%	
Other Revenue	119	86	33	388	342	46	478	(90)	(18.8%)	
TOTAL NET REVENUE	871	1,006	(135)	3,987	4,020	(33)	3,822	165	4.3%	
OPERATING EXPENSE										
Salary and Wages	476	470	(6)	1,838	1,882	44	1,888	(50)	(2.6%)	
Employee Benefits	90	76	(14)	278	305	27	296	18	6.1%	
Professional Fees	42	56	14	230	222	(8)	188	(42)	(22.3%)	
Medical Supplies	25	38	13	100	151	51	144	44	30.2%	
Pharmaceutical Supplies	42	19	(23)	138	74	(64)	72	(66)	(90.2%)	
Other Supplies	9	13	4	33	52	19	51	18	34.8%	
Purchased Services	90	108	18	388	432	44	368	(20)	(5.4%)	
Lease and Rent	46	44	(2)	184	177	(7)	178	(6)	(3.4%)	
Insurance	17	19	2	61	77	16	72	11	16.1%	
Utilities	25	17	(8)	70	67	(3)	69	(1)	(1.4%)	
Bad Debt	0	0	0	0	0	0	0	0	0.0%	
Depreciation & Amortization	52	54	2	208	216	8	223	15	6.8%	
Interest	10	13	3	24	51	27	43	19	45.5%	
Other Total Operating Expenses	101	70	(31)	474	281	(193)	316	(158)	(49.9%)	
TOTAL OPERATING EXPENSES	1,025	987	(38)	4,026	3,987	(39)	3,708	(318)	(8.5%)	
OPERATING MARGIN	(154)	9	(163)	(39)	33	(72)	114	(153)	(133.8%)	
NON-OPERATING REVENUE (EXP)										
Investment Income	0	0	0	0	0	0	0	0	0.0%	
Impairment of Long-Lived Assets	0	0	0	0	0	0	0	0	0.0%	
Gain/(Loss) on Facility Sale	0	0	0	0	0	0	0	0	0.0%	
Corporate Allocation	0	0	0	0	0	0	0	0	0.0%	
Refinancing Costs	0	0	0	0	0	0	0	0	0.0%	
Contribution Received for Acquisition	0	0	0	0	0	0	0	0	0.0%	
Other Total Non-Operating Expenses (EXP)	0	0	0	0	0	0	0	0	0.0%	
TOTAL NON-OPERATING REVENUE (EXP)	0	0	0	0	0	0	0	0	0.0%	
NET MARGIN	(154)	\$9	(\$163)	(39)	\$33	(\$72)	\$114	(316)	(134.2%)	
EBIDA	(392)	\$75	(\$467)	\$193	\$500	(\$307)	\$380	(\$187)	(49.2%)	

* Brackets indicate an Unfavorable Variance



Balance Sheet
Union County Consolidated

	Oct-19 Current Month	Sep-19 Previous Month	Variance* \$	%	Oct-18 Last Year	Variance \$	%	Jun-19 Last Year End	Variance* \$	%
ASSETS										
Current Assets										
Cash and Cash Equivalents	\$182	\$247	(\$65)	(26.2%)	\$426	(\$244)	(57.2%)	(\$32)	\$214	(668.8%)
Short-Term Investments	0	0	0	0.0%	0	0	0.0%	0	0	0.0%
Assets Whose Use is Limited, and Required for Current Liabilities	917	878	39	4.5%	1,090	(173)	(15.8%)	754	163	21.6%
Patient Accounts Receivable, Net	1,250	809	441	54.6%	671	579	86.2%	1,153	97	8.4%
Inventories	241	239	2	1.0%	199	42	21.2%	232	9	3.9%
Other Current Assets	855	928	(73)	(7.9%)	1,147	(292)	(25.4%)	876	(21)	(2.4%)
Total Current Assets	3,445	3,101	344	11.1%	3,533	(88)	(2.4%)	2,983	462	15.5%
Assets Whose Use is Limited or Donor-Restricted	912	910	2	0.2%	1,896	(784)	(46.2%)	906	6	0.7%
Net of Amount Required for Current Liabilities										
Property, Plant, and Equipment, Net	9,555	9,607	(52)	(0.5%)	9,461	94	1.0%	9,735	(180)	(1.8%)
Noncurrent Investments (Unrestricted)	0	0	0	0.0%	0	0	0.0%	0	0	0.0%
Other Assets	2	(1)	3	0.0%	23	(21)	(100.0%)	2	0	0.0%
Total Assets	\$13,914	\$13,617	\$297	2.2%	\$14,713	(\$799)	(5.4%)	\$13,626	\$288	2.1%
LIABILITIES AND FUND BALANCES										
Current Liabilities										
Accounts Payable	\$511	\$395	\$116	29.2%	\$827	(\$316)	(38.2%)	\$441	\$70	15.9%
Accrued Expense Payable	473	388	85	22.1%	530	(57)	(10.7%)	497	(24)	(4.8%)
Estimated Third Party Payor Settlements	547	547	0	0.0%	1,561	(1,014)	(64.9%)	480	67	14.0%
Other Current Liabilities	1	1	0	0.0%	(7)	8	110.2%	1	0	0.0%
Current Portion of Long-Term Debt	651	657	(6)	(1.0%)	700	(49)	(7.1%)	678	(27)	(4.0%)
Total Current Liabilities	2,183	1,988	195	9.8%	3,611	(1,428)	(39.8%)	2,097	86	4.1%
Inter-Company	0	0	\$0	0.0%	0	0	0.0%	0	0	0.0%
Long-Term Debt, Net of Current Portion	3,700	3,446	254	7.4%	3,766	(66)	(1.7%)	3,450	240	6.9%
Other Liabilities	0	0	0	0.0%	0	0	0.0%	0	0	0.0%
Total Liabilities	5,883	5,434	449	8.2%	7,377	(1,494)	(20.3%)	5,557	326	5.9%
Fund Balances										
Unrestricted	7,981	8,133	(152)	(1.9%)	\$7,286	\$665	9.5%	\$8,019	(\$38)	(0.5%)
Temporarily Donor-Restricted	50	50	0	0.0%	50	0	0.0%	50	\$0	0.0%
Permanently Donor-Restricted	0	0	0	0.0%	0	0	0.0%	0	\$0	0.0%
Total Fund Balances	8,031	8,183	(152)	(1.9%)	7,336	695	9.5%	8,069	(38)	(0.5%)
Total Liabilities and Fund Balances	\$13,914	\$13,617	\$297	2.2%	\$14,713	(\$799)	(5.4%)	\$13,626	\$288	2.1%
Days Cash on Hand	6	8	(2)	(29.5%)	14	(8)	(59.8%)	(1)	7	(639.3%)
Variance Between Assets and Liabilities/Fund Balance	0	0	0	0.0%	0	0	0.0%	0	0	0.0%

*Brackets indicate an Unfavorable Variance



Statement Of Cash Flows
 Union County Consolidated
 Oct-19

	Current Month	Fiscal YTD
Cash Flows From Operating Activities		
Net Margin	(\$154)	(\$39)
Adjustment for Depreciation and Amortization	52	208
Change in Working Capital		
Short-Term Investments	0	0
Assets Whose Use is Limited	(39)	(163)
Patient Accounts Receivable (Net)	(441)	(97)
Inventories	(2)	(9)
Other Current Assets	73	21
Accounts Payable	116	70
Accrued Expense Payable	85	(24)
Estimated Third-Party Payor Settlements	0	67
Other Current Liabilities	0	0
Net Cash Provided (Used) by Operating Activities	<u>(310)</u>	<u>34</u>
Changes in Noncurrent Assets and Liabilities		
Assets Whose Use is Limited or Donor-Restricted	(2)	(6)
Noncurrent Investments (Unrestricted)	0	0
Other Assets	(3)	0
Other Liabilities	0	0
Net Cash Provided by Noncurrent Operating Activities	<u>(5)</u>	<u>(6)</u>
Capital and Related Financing Activities		
Property, Plant & Equipment	0	(28)
Inter-Company	0	0
Current Portion of Long-Term Debt	(6)	(27)
Long-Term Debt	254	240
Donor Restricted Contributions Received	0	0
Other Fund Balance Changes	2	1
Net Capital & Related Financing Activities	<u>250</u>	<u>186</u>
Net Increase (Decrease) in Cash	<u>(65)</u>	<u>214</u>
Cash at Beginning of Period	247	(32)
Cash at End of Period	<u><u>\$182</u></u>	<u><u>\$182</u></u>

STATE OF NEW MEXICO
COUNTY OF UNION
RESOLUTION NO. 2020-24

AUTHORIZING AND APPROVING SUBMISSION OF A COMPLETED APPLICATION
FOR FINANCIAL ASSISTANCE AND PROJECT APPROVAL TO THE
NEW MEXICO FINANCE AUTHORITY.

WHEREAS, the County of Union ("Governmental Unit") is a qualified entity under the New Mexico Finance Authority Act, Sections 6-21-1 through 6-21-31, NMSA 1978 ("Act"), and the County of Union ("Governing Body") is authorized to borrow funds and/or issue bonds for financing of public projects for benefit of the Governmental Unit; and

WHEREAS, the New Mexico Finance Authority ("Authority") has instituted a program for financing of projects from the public project revolving fund created under the Act and has developed an application procedure whereby the Governing Body may submit an application ("Application") for financial assistance from the Authority for public projects; and

WHEREAS, the Governing Body intends to undertake acquisition, construction and improvement of the Sedan Fire Department ("Project") for the benefit of the Governmental unit and its citizens; and

WHEREAS, the application prescribed by the Authority has been completed and submitted to the Governing Body and this resolution approving submission of the completed Application to the Authority for its consideration and review is required as part of the Application.

NOW THEREFORE, BE IT RESOLVED BY THE GOVERNING BODY OF THE COUNTY OF UNION

Section 1. That all action (not consistent with the provision hereof) heretofore taken by the Governing body and the officers and employees thereof directed toward the Application and the Project, be and the same is hereby ratified, approved and confirmed.

Section 2. That the completed Application submitted to the Governing Body, be and the same is hereby approved and confirmed.

Section 3. That the officers and employees of the Governing Body are hereby directed and requested to submit the completed Application to the Authority for its review, and are further authorized to take such other action as may be requested by the Authority in its consideration and review of the Application and to further proceed with arrangements for financing the Project.

Section 4. All acts and resolutions in conflict with this resolution are hereby rescinded, annulled and repealed.

Section 5. This resolution shall take effect immediately upon its adoption.

PASSED APPROVED AND ADOPTED this 10TH day of December, 2019.


UNION COUNTY BOARD OF COMMISSIONERS

By _____
Justin Bennett, Chairman

(Seal)

ATTEST:

Mary Lou Harkins
County Clerk



NMFA Use Only:	
App. #:	-PP
FA assigned:	
Legislative Authorization	

**PUBLIC PROJECT REVOLVING FUND
EQUIPMENT APPLICATION**

I. GENERAL INFORMATION

A. APPLICANT /ENTITY

		Application Date:		12/10/2019	
Applicant/Entity:		Sedan Fire Department c/o Union County			
Address:		P.O. Box 430 Clayton, NM 88415			
County		Union		Census Tract:	9502
Federal Employer Identification Number (EIN) as issued by the IRS:				85-6000259	
Legislative District:		Senate:	7	House:	67
Phone:	575-374-8896	Fax:	575-374-2763	Email Address:	Angie.gonzales@unionnm.us
Individual Completing Application:		Angie Gonzales, Manager			
Address:		P.O. Box 430 Clayton, NM 88415			
Phone:	575-374-8896	Fax:	575-374-2763	Email Address:	Angie.gonzales@unionnm.us

II. PROJECT SUMMARY

A. Project Description. Complete the following information, using additional paper if necessary. Include any additional documents that may be useful in reviewing this project, i.e. architectural designs, feasibility studies, business plan, etc.

1. Description of Equipment:

The funds will be used to purchase two (2) wildland apparatus trucks for Rabbit Ear Volunteer Fire Department

2. When do you need NMFA funds available? March 2020

B. Total Project Cost & Sources of Funds Detail.

Equipment Items	NMFA Funds Requested	Other Public Funds*	Private Funds	Total
1 New Rosenbauer SD, Maverick Pumper Tanker. Including 1500 GPM Rosenbauer NH Pump, 1500 gallon poly tank, Maverick Aluminum FX body mounted to a 2020 Freightliner Extended Cab 4x4 Single Axle cab and chassis.	\$185,000	\$198,469	\$	\$383,469
	\$	\$	\$	\$ 0.00
	\$	\$	\$	\$ 0.00
	\$	\$	\$	\$ 0.00
Total Cost:	\$185,000	\$198,469	\$ 0.00	\$383,469

III. FINANCING

A. Specify the revenue to be pledged as security for the NMFA loan (a revenue source must be pledged for this type of project).

- Municipal Local Option GRT – please specify: _____
- County Option GRT – please specify: _____
- Other Tax-Based Revenue: _____
- State-Shared GRT
- Law Enforcement Funds
- Fire Protection Funds
- Other Revenue: _____

B. Preferred financing term: 5-10 years.

C. Is any debt being repaid from the revenue source(s) referenced in A (1)? Yes No

If yes, provide bond or loan documents and payment schedule for any existing debt service being paid from the same revenues that would be used to repay a NMFA loan.

Loan #2690-PP for a Station Addition
 Loan #3451-PP for a Truck

IV. READINESS TO PROCEED ITEMS

A. The following items must accompany this application in order for this application to be considered complete:

- Equipment cost breakdown (if applicable)
- Three most recently completed fiscal year audit reports
- Current unaudited financials
- Current fiscal year budget
- Equipment Application
- Application Resolution
- Minutes of public hearing meeting approving submission of application
- Any additional information requested by NMFA

V. CERTIFICATION

I certify that:

We have the authority to request and incur the debt described in this application and, upon award, will enter into a contract for the repayment of any NMFA loans and/or bonds.

We will comply with all applicable state and federal regulations and requirements.

To the best of my knowledge all information contained in this application is valid and accurate and the submission of this application has been authorized by the governing body of the undersigned jurisdiction.

Signature:

(highest elected official)

Title: Commission Chairman

Jurisdiction:

Union County

Print Name:

Justin Bennett


Date: December 10, 2019

Signature:

Date: December 10, 2019

Finance Officer/Director:

Angela Gonzales



Union County
P.O. Box 430
Clayton N.M. 88415

Phone: 575-374-8896

Fax: 575-374-2763

Website: Unionnm.us

Justin Bennett - Chairman
W. Carr Vincent
Clayton Kiesling

Angie Gonzales
County Manager
The Law Offices of Stephen C. Ross
County Attorney

UNION COUNTY HOLIDAY SCHEDULE
RESOLUTION NUMBER 2020-25

WHEREAS, at a meeting of the Board of Union County Commissioners on December 10, 2019, the following was among the proceedings:

WHEREAS, the Board of Union County Commissioners designated the following holidays:

<u>Holiday</u>	<u>Date</u>	<u>Observed on</u>	<u>Road Dept</u>
New Year's Day	Wed Jan 1, 2020	Wed Jan 1, 2020	Wed Jan 1, 2020
Martin Luther King	Mon Jan 20	Mon Jan. 20	Mon Jan 20
President's Day	Mon Feb 17	Fri Nov 27	Wed Nov 25
Good Friday (Admin Leave)	Fri Apr 10(1 pm)	Fri Apr 10(1 pm)	Thurs Apr 9 (1pm)
Memorial Day	Mon May 25	Mon May 25	Mon May 25
Independence Day	Fri July 3	Fri July 3	Thurs July 2
Labor Day	Mon Sept 7	Mon Sept 7	Mon Sept 7
Columbus Day	Mon Oct 12	Mon Oct 12	Mon Oct 12
Veteran's Day	Wed Nov 11	Wed Nov 11	Wed Nov 11
Thanksgiving (Admin Leave)	Wed Nov 25	Wed Nov 25 (1pm)	Tues Nov 24 (1 pm)
Thanksgiving Day	Thurs Nov 26	Thurs Nov 26	Thurs Nov 26
Christmas Day	Fri Dec 25	Fri Dec 25	Thu Dec 24
Personal Holiday	Thu Dec 24	Thu Dec 24	Wed Dec 23

NOW, THEREFORE, BE IT RESOLVED that after approval of the Board of Union County Commissioners, the above holidays be designated for 2020.
Done this 10th day of December, 2019.

A T T E S T
S E A L

Mary Lou Harkins, County Clerk

UNION COUNTY COMMISSION

Justin Bennett, Chairman

W. Carr Vincent, Member

Clayton Kiesling, Member

UNION COUNTY
BID OPENING

Bid #19/20-01 FIRE DISTRICT STORAGE BUILDING

Place: Union County Manager's Office
Date & Time: December 4, 2019 @ 2:00 p.m.

Dept of work force
Solutions

Name/Address	Price	addenda	Bid Bond	Cap exp Contribution	Dept of work force Solutions
FLUOR DAN BUILDS 1409 DAVID LN DALLART TX 79022	104,187	1,2 1,2	✓	✓	✓
Archuleta Construction LLC PO BOX 233 MANWELL NM 87728	119,492	1,2	✓	✓	✓
Steven Construction 2709 Vasser Pl NE #F AEB NM 87107	133,700	1,2	✓	✓	✓
Mich Rich Contractors P.O. Box 90727 A.BQ NM 87199	166,300	1,2	✓	✓	✓
Colt Builders 5304 RAYDONG Hwy Des Moines NM 88418	137,555	1,2	✓	✓	✓

Opened/Witnessed By:

Steve Smith

**UNION COUNTY
BID OPENING**

"RFP #19/20-02 TRANSPORT SERVICES"

Place: Union County Manager's Office
Date & Time: December 4, 2019 @ 1:30 p.m.

Name/Address						
Blue Raven						495.00 for first person (includes 400 miles)
						225 for additional person
						1.25 per mile rate after 400 miles
						Small meal/Snecks included
						Daytime over 31 minutes
						\$50 hr. 1st hr
						\$25 additional hr
						100 hour US Marshall Extradition Certif
						transport order required

Opened/Witnessed By: Cheryl Garcia

Opened/Witnessed By: _____

Invoice #	Company Name	Item Description	Invoice #	Item Description	Amount
G-11251901	AAA FIREPRO OF NEW MEXICO INC		INV#G-11251901	PARTS	
342.16	TOT\$				342.16
PAID					
342.16	BAL				
224 SCHEPPS BLVD			410532012		27101
CLOVIS NM 88101					
12012019	ALPHA DESIGN				
4439.10	TOT\$	KISER SCHOOL EVALUATION	120119	601842028	4439.10
PAID					
4439.10	BAL				
P.O. BOX 241					
108 COOK AVE.					
RATON NM 87740					
3000706208	AMERIPRIDE SERVICES INC.		INV#3000706208	RUG SERVICE	
139.85	TOT\$				139.85
PAID					
139.85	BAL				
P.O. BOX 280			401032046		26898
BEMIDJI MN 56619					
0280					
69076	ARTESIA FIRE EQUIPMENT INC.		INV#69076	BUMPER SWEEP NOZZLE	
1088.50	TOT\$				1088.50
PAID					
1088.50	BAL				
P.O. BOX 1367			408452081		26968
ARTESIA NM 88210					
112620192	AT&T MOBILITY				
424.80	TOT\$		INV#287282335485X11262019	SO	424.80
PAID					
424.80	BAL				
P.O. BOX 6463			401082007		26895
CAROL STREAM IL 60197					
6463					
112620193	AT&T MOBILITY		INV#287270698441X11262019	DWI	
78.39	TOT\$				78.39
PAID					
78.39	BAL				
P.O. BOX 6463			401082007		45.78
CAROL STREAM IL 60197					32.61
6463					
12012019	BACA VALLEY TELEPHONE CO.				
938.46	TOT\$		LONG TOWER #4496		50.00
PAID					
938.46	BAL				
TOWER LEASE #2159			415682076		268.67
P.O. BOX 67					
DES MOINES NM 88418			401032025		16.11
			414672076		75.00
			401032025		32.31
			411572025		140.72
			407412025		158.05
			401082007		77.25
			401102007		77.25
			401102007		43.10
19-C38036	BENNETTS LLC		INV#19-C38036	CYLINDER RENTAL	
21.65	TOT\$				21.65
PAID					
21.65	BAL				
P.O. BOX 27			414672076		26821
RATON NM 87740					
1910009	BLUE RAVEN SERVICES		INV#1910009	INMATE TRANSPORTS	
675.00	TOT\$				675.00
PAID					
675.00	BAL				
65 MILLER DR			424772018		26944
DAWSONVILLE GA 30534					
1910010	BLUE RAVEN SERVICES		INV#1910010	INMATE TRANSPORTS	
1887.00	TOT\$				1887.00
PAID					
1887.00	BAL				
65 MILLER DR			424772018		26944
DAWSONVILLE GA 30534					

INVC#	Name	Description	Line Item	PO#	Amount
91742	BRADLEY SUPPLY	INV#91742 ROLLERS/BUSHING	402252076	27075	17.13
17.13	TOT\$ PAID				
17.13	BAL				
20442690	CATERPILLAR FINANCIAL SER. CO.	INV#20442690 #001-0893106-000	402252013	26820	4677.03
4677.03	TOT\$ PAID				
4677.03	BAL				
20410576	CATERPILLAR FINANCIAL SER. CO.	INV#20410576 #001-0642657-000	402252013	26820	2265.80
9050.09	TOT\$ PAID				
9050.09	BAL				
20410576	P O BOX 100647	INV#20410576 #001-0642657-001	402252013	26820	2261.43
9050.09	TOT\$ PAID				
9050.09	BAL				
20410576	P O BOX 100647	INV#20410576 #001-0642657-002	402252013	26820	2261.43
9050.09	TOT\$ PAID				
9050.09	BAL				
10277	CDL TIRE AND AUTO	INV#10277 MANIFOLD JOHNS UNIT	401082011	27051	897.86
897.86	TOT\$ PAID				
897.86	BAL				
10278	CDL TIRE AND AUTO	INV#10278 IMPALA TRANS SVC	401082011	27051	540.58
540.58	TOT\$ PAID				
540.58	BAL				
10212019	CLAYTON KIESLING	NERTPO CIMARRON	100% 401012010		117.16
117.16	TOT\$ PAID				
117.16	BAL				
141119	CLINT D HARDEN & ASSOCIATES	INV#141119 LOBBY SERVICE NOV	401012101	26872	1078.75
1078.75	TOT\$ PAID				
1078.75	BAL				
79657	CONSENSUS PLANNING, INC.	INV#79657 COMPREHENSIVE PLANNING	401012101	26904	4412.09
4412.09	TOT\$ PAID				
4412.09	BAL				
12112019	DUSTY RUSSELL	TRAVEL LAS CRUCES RETRAC	100% 414662010	27112	508.24
508.24	TOT\$ PAID				
508.24	BAL				
11122019	DUSTY RUSSELL	ALBUQUERQUE REFRESHER COURSE	414662010	27112	855.60
855.60	TOT\$ PAID				
855.60	BAL				
19770	GEO CREDIT CORPORATION	INV#19770 FUEL PUMP	402252076	27067	389.99
389.99	TOT\$ PAID				
389.99	BAL				
178191004	GEO CORRECTIONS HOLDINGS, INC.	INV#178191004 JAIL BILL 10/19	424772307	26945	7321.13
7321.13	TOT\$				

PAID	Description	Item	PO#	Amount
7321.13	P.O. BOX 744547			
	ATLANTA GA 30374 4547			
BI-351544637	HUGHESNET NETWORK SYSTEMS LLC	INV#B1-351544637		
140.68	INTERNET REFD	410532076	27018	140.68
140.68	11717 EXPLORATION LANE			
	GERMANTOWN MD 20876			
FY20 QTR2	HUMAN SERVICES DEPARTMENT			
23121.70	ACCOUNTS RECEIVABLE BUREAU	FY20 QTR2 SAFETY NET CARE POOL		
	P.O. BOX 2348	501802076	26966	23121.70
23121.70	SANTA FE NM 87504 2348			
QTR2 FY20	HUMAN SERVICES DEPARTMENT			
17341.28	ACCOUNTS RECEIVABLE BUREAU	COUNTY SUPPORTED MEDICAID		
	P.O. BOX 2348	FY20 QTR2	27023	17341.28
17341.28	SANTA FE NM 87504 2348			
57518	INK IMPRESSIONS, INC	SUPPLEMENTAL ELECTION SUPPLIES		
91.60	DBA AUTOMATED ELECTION SERVICES	401052019	27103	91.60
91.60	7000 ZENITH COURT NE			
	RIO RANCHO NM 87114			
32973	JOSE M SANCHEZ	TRUCK REPAIRS E-61 & E-44		
550.00		410532012	27066	550.00
550.00	8015 GUADALUPE TRAIL N.W.			
	LOS RANCHOS NM 87114			
1673	JUAN'S WINDSHIELD MOBILE SERVICE	WINDSHIELDS		
460.00		INV#1673	27082	460.00
460.00	P.O. BOX 1114	402252076		
	DALHART TX 79022			
500.00	1624 KLMX	INV#1624 ELECTION RADIO COVERAGE		
		401052008	27104	500.00
500.00	P.O. BOX 547			
	CLAYTON NM 88415			
333333	L.N. CURTIS & SONS	CLASSIX JACKET		
5667.00	DEPT. 34921	407412081	26892	3327.00
	P.O. BOX 39000	CLASSIX PANTS		
	SAN FRANCISCO CA 94139	407412081	26892	2340.00
2615863	MAYFIELD PAPER COMPANY	JANITOR SUPPLIES		
108.96		401032046	26871	36.16
	BOX 3889	COPY PAPER		
	SAN ANGELO TX 76902	401062009		36.40
108.96	SAN ANGELO TX 76902	COPY PAPER		36.40
2615911	MAYFIELD PAPER COMPANY	AIR SPRAY		
64.45		401032046	26871	64.45
64.45	BOX 3889			
	SAN ANGELO TX 76902			
9220-60632	MC CLURES BIG J PARTS	FILTER/FLUID		
43.01		402252076		43.01
	P.O. BOX 94			
	CLAYTON NM 88415			

INVC#	Name	Description	Line Item	PO#	Amount
9220-60814	MC CLURES BIG J PARTS	INV#9220-60814 FILTERS/OIL	402252076		274.93
274.93	TOT\$ PAID				
274.93	BAL				
9220-60820	MC CLURES BIG J PARTS	INV#9220-60820 PART	402252076		14.79
14.79	TOT\$ PAID				
14.79	BAL				
9220-60905	MC CLURES BIG J PARTS	INV#9220-60905 PARTS	402252076		558.87
558.87	TOT\$ PAID				
558.87	BAL				
9220-60919	MC CLURES BIG J PARTS	INV#9220-60919 FILTERS	402252076		44.01
44.01	TOT\$ PAID				
44.01	BAL				
96381	NAPA AUTO PARTS	INV#96381 RELAY	402252076		19.99
19.99	TOT\$ PAID				
19.99	BAL				
96474	NAPA AUTO PARTS	INV#96474 OIL FILTER/QUART	402252076		67.87
67.87	TOT\$ PAID				
67.87	BAL				
96475	NAPA AUTO PARTS	INV#96475 SUPPLY	402252076		10.98
10.98	TOT\$ PAID				
10.98	BAL				
96725	NAPA AUTO PARTS	INV#96725 ICE MELT	401032024		23.96
23.96	TOT\$ PAID				
23.96	BAL				
96776	NAPA AUTO PARTS	INV#96776 ANTIFREEZE/FUEL TREAT	401032011		20.97
20.97	TOT\$ PAID				
20.97	BAL				
96804	NAPA AUTO PARTS	INV#96804 BRAKE CALLIPER	402252076		69.99
69.99	TOT\$ PAID				
69.99	BAL				
96778	NAPA AUTO PARTS	INV#96778 BRAKE ROTOR/PADS	402252076		300.44
300.44	TOT\$ PAID				
300.44	BAL				
96970	NAPA AUTO PARTS	INV#96970 CONNECTOR/WIRE/TUBING	401082011		19.27
19.27	TOT\$ PAID				
19.27	BAL				

INV#	Name	Description	Line Item	PO#	Amount
19.27	BAL	CLAYTON NM 88415			
97022	TOT\$	NAPA AUTO PARTS			
164.98	PAID	MAIN STREET AUTO PARTS	402252025	27070	164.98
164.98	BAL	112 MAIN ST			
		CLAYTON NM 88415			
11202019	TOT\$	NEW MEXICO COUNTIES			
30740.00	PAID	ACCIDENT AND SICKNESS	407412067	27109	6148.00
30740.00	BAL	444 GALLISTEO ST	408452067	27109	6148.00
		SANTA FE NM 87501	410532067	27109	6148.00
			411572067	27109	6148.00
11142019	TOT\$	NEW MEXICO FIRE CHIEFS ASSOC			
100.00	PAID	MEMBERSHIP DUES MEMBER #28436	410532010	27071	100.00
100.00	BAL	P.O. BOX 846			
		SANTA FE NM 87504			
122019	TOT\$	NEW MEXICO GAS COMPANY			
937.80	PAID	OLD REFD BUILDING #1	401032025	26881	44.71
937.80	BAL	SEDAN FD	401032025	26881	75.03
		ALBUQUERQUE NM 87125 7885	408452025	26881	85.89
			401032025	26881	11.89
		COURTHOUSE	401032025	26881	249.40
		KISER BUILDING	401032025	26881	36.03
		ROAD DEPT	402252025	26881	131.87
		SHERIFF DEPT ARMORY	605932012	26881	302.98
FY20 QTR2	TOT\$	NEW MEXICO STATE UNIVERSITY			
16362.75	PAID	FY20 CONTRIBUTION EXT SVC	401012114	26988	16362.75
16362.75	BAL	MSC SPA, BOX 30002			
		LAS CRUCES NM 88003 8002			
7255	TOT\$	NM EDGE COUNTY COLLEGE			
300.00	PAID	INV#7255 CLASSES	401012010	27107	300.00
300.00	BAL	NMSU COOPERATIVE EXTENSION SVC			
		MSC 3 AE, P.O. BOX 30003			
		LAS CRUCES NM 88003 8003			
7245	TOT\$	NM EDGE COUNTY COLLEGE			
350.00	PAID	INV#7245 CLASSES H. CRUZ	401062010	26948	350.00
350.00	BAL	NMSU COOPERATIVE EXTENSION SVC			
		MSC 3 AE, P.O. BOX 30003			
		LAS CRUCES NM 88003 8003			
397695766001	TOT\$	OFFICE DEPOT			
40.99	PAID	INV#397695766001 OTTER BOX	401082009	27069	40.99
40.99	BAL	P.O. BOX 660113			
		DALLAS TX 75266 0113			
397695914001	TOT\$	OFFICE DEPOT			
32.99	PAID	INV#397695914001 COPY PAPER	401022009	27069	32.99
32.99	BAL	P.O. BOX 660113			
		DALLAS TX 75266 0113			
407862839002	TOT\$	OFFICE DEPOT			
3.03	PAID	INV#407862839002 CLIPBOARD	401082009	27069	3.03
3.03	BAL	P.O. BOX 660113			
		DALLAS TX 75266 0113			

INVC#	Name	Description	Line Item	PO#	Amount
407862839001	OFFICE DEPOT	INV#407862839001 TONER/ORGANIZER 401082009		27069	171.38
171.38	TOT\$				
	PAID				
171.38	BAL	P.O. BOX 660113 DALLAS TX 75266 0113			
7652	PANHANDLE BREATHING AIR SYSTEMS	INV#7652 SCBA TESTING 407412076		26733	595.00
595.00	TOT\$				
	PAID				
595.00	BAL	P.O. BOX 324 BUSHLAND TX 79012			
395568	PINNACLE PROPANE	INV#395568 PROPANE REFD SENECA 410532025		26868	120.00
120.00	TOT\$				
	PAID				
120.00	BAL	P.O. BOX 625 CLAYTON NM 88415			
354651	PINNACLE PROPANE	INV#354651 PROPANE REFD RIV RD 410532025		26868	120.00
120.00	TOT\$				
	PAID				
120.00	BAL	P.O. BOX 625 CLAYTON NM 88415			
354646	PINNACLE PROPANE	INV#354646 PROPANE AHFD SOUTH 409492025		26868	60.00
60.00	TOT\$				
	PAID				
60.00	BAL	P.O. BOX 625 CLAYTON NM 88415			
354647	PINNACLE PROPANE	INV#354647 PROPANE AHFD NORTH 409492025		26868	186.00
186.00	TOT\$				
	PAID				
186.00	BAL	P.O. BOX 625 CLAYTON NM 88415			
395632	PINNACLE PROPANE	INV#395632 PROPANE CEMS 407412025		26868	145.32
145.32	TOT\$				
	PAID				
145.32	BAL	P.O. BOX 625 CLAYTON NM 88415			
395633	PINNACLE PROPANE	INV#395633 PROPANE CFD 407412025		26868	493.08
493.08	TOT\$				
	PAID				
493.08	BAL	P.O. BOX 625 CLAYTON NM 88415			
395613	PINNACLE PROPANE	INV#395613 PROPANE SFD BOGGS 408452025		26868	48.00
48.00	TOT\$				
	PAID				
48.00	BAL	P.O. BOX 625 CLAYTON NM 88415			
395699	PINNACLE PROPANE	INV#395699 PROPANE SFD CRAFT 408452025		26868	60.00
60.00	TOT\$				
	PAID				
60.00	BAL	P.O. BOX 625 CLAYTON NM 88415			
395327	PINNACLE PROPANE	INV#395327 PROPANE REFD CUATES 410532025		26868	144.00
144.00	TOT\$				
	PAID				
144.00	BAL	P.O. BOX 625 CLAYTON NM 88415			
395366	PINNACLE PROPANE	INV#395366 PROPANE REFD MAIN 410532025		26868	180.00
180.00	TOT\$				
	PAID				
	BAL	P.O. BOX 625			

DATE	AMOUNT	FO#	AMOUNT
180.00 BAL	CLAYTON NM 88415		
395438	PINNACLE PROPANE	INV#395438	PROpane GFD
360.00 TOT\$		411572025	
PAID			
360.00 BAL	P.O. BOX 625		360.00
	CLAYTON NM 88415		
11222019	PLATEAU		
1491.48 TOT\$			
PAID			
1491.48 BAL	P.O. BOX 9000		
	CLOVIS NM 88102 9090		
		ACCT#2216703	AMISTAD/HAYDEN FD
		ACCT#2123669	SEDAN FD
		ACCT#3224008	RABBIT EAR FD
		ACCT#2118743	RABBIT EAR FD
		ACCT#2137628	TREASURER
		ACCT#2137628	ASSESSOR
		ACCT#2137628	CLERK
		INV#2137628	ELECTIONS
		INV#2134211	COUNTY MANAGER
		ACCT#2134211	E-911
		ACCT#2134211	ROAD DEPT
		ACCT#2134211	COMMISSION
		ACCT#2126092	SHERIFF DEPT
1220119	PNM		
1704.54 TOT\$			
PAID			
1704.54 BAL	P.O. BOX 27900		
	ALBUQUERQUE NM 87125 7900		
		ROAD DEPT	
		OLD REFD BUILDING #1954	
		OLD REFD BUILDING #3824	
		KLSER	
		SHERIFF DEPT ARMORY	
		COURTHOUSE	
		ANNEX	
		402252025	26899
		401032025	26890
		401032025	26890
		401032025	26890
		605932012	23.27
		401032025	473.54
		401032025	787.58
		401032025	267.48
3089	PORTABLE MICROGRAPHICS, INC.		
113.00 TOT\$			
PAID			
113.00 BAL	6617 GISELE DR. NE		
	ALBUQUERQUE NM 87109		
		INV#3089	SCANNING OF DOCUMENTS
		401042014	26873
12012019	PTCI		
47.21 TOT\$			
PAID			
47.21 BAL	P.O. BOX 1188		
	GUYMON OK 73942 1188		
		ACCT#196023	TELEPHONE SVC
		410532025	26983
2780921	QUILL CORPORATION		
15.74 TOT\$			
PAID			
15.74 BAL	P.O. BOX 37600		
	PHILADELPHIA PA 19101 0600		
		INV#2780931	DESK CALENDAR
		401022009	27096
2790004	QUILL CORPORATION		
80.96 TOT\$			
PAID			
80.96 BAL	P.O. BOX 37600		
	PHILADELPHIA PA 19101 0600		
		INV#2790004	DESK CALENDARS
		401072009	27096
		INV#2790004	WALL CALENDAR
		401022009	27096
S143062	R.W. ISAACS HARDWARE		
93.05 TOT\$			
PAID			
44.31 BAL	DRAWER J		
48.74 BAL	CLAYTON NM 88415		
		INV#S143062	FILTERS
		401032012	44.31
B95625	R.W. ISAACS HARDWARE		
151.92 TOT\$			
PAID			
151.92 BAL	DRAWER J		
		INV#B95625	ICE MELT
		401032012	27068
			151.92

PAID	CLAYTON NM 88415	INV#	ITEM	FO#	Amount
151.92	CLAYTON NM 88415				
C143984	R.W. ISAACS HARDWARE	INV#C143984	SUPPLIES		25.33
25.33	DRAWER J	402252076			
25.33	CLAYTON NM 88415				
B95689	R.W. ISAACS HARDWARE	INV#B95689	FASTENERS/CLAMP		39.14
39.14	DRAWER J	402252076			
39.14	CLAYTON NM 88415				
B95731	R.W. ISAACS HARDWARE	INV#B95731	FASTENERS		2.09
2.09	DRAWER J	401032012			27068
2.09	CLAYTON NM 88415				
B95744	R.W. ISAACS HARDWARE	INV#B95744	FASTENERS		.84
.84	DRAWER J	401032012			27068
.84	CLAYTON NM 88415				
B95810	R.W. ISAACS HARDWARE	INV#B95810	FILTER/BAG		31.98
31.98	DRAWER J	402252076			
31.98	CLAYTON NM 88415				
22112019	RANCH MARKET				19.13
19.13	TOT\$		INMATE TRANSPORT FOOD	424772018	
19.13	PAID				
19.13	300 S. FIRST STREET				
19.13	CLAYTON NM 88415				
32677971	RICOH USA, INC	INV#32677971	COUNTY MGR. LEASE		275.26
275.26	TOT\$	401022013			26825
275.26	PAID				
275.26	P.O. BOX 660342				
275.26	DALLAS TX 75266				
32677848	RICOH USA, INC	INV#32677848	TREASURER LEASE		52.01
52.01	TOT\$	401072013			26825
52.01	PAID				
52.01	P.O. BOX 660342				
52.01	DALLAS TX 75266				
9027810928	RICOH USA, INC	INV#9027810928	ASSESSOR LEASE		157.38
380.71	TOT\$	499792013			26825
380.71	PAID				26825
380.71	P.O. BOX 660342				
380.71	DALLAS TX 75266				
32651964	RICOH USA, INC	INV#32651964	SHERIFF LEASE		220.44
220.44	TOT\$	401082013			26825
220.44	PAID				
220.44	P.O. BOX 660342				
220.44	DALLAS TX 75266				
32653419	RICOH USA, INC	INV#32653419	SHERIFF PRINTER		22.85
22.85	TOT\$	401082013			
22.85	PAID				
22.85	P.O. BOX 660342				
22.85	DALLAS TX 75266				

5058129710	RICOH USA, INC	INV#5058129710	TREASURER METER	401072009	Amount
246.12	TOT\$	PAID	P.O. BOX 660342	26826	168.57
246.12	BAL		DALLAS TX 75266		77.55

119-132417	SAFARI LAND	INV#119-132417	DUTY HOLSTER	401082081	
1011.00	TOT\$	PAID	P.O. BOX 406351	27012	1011.00
1011.00	BAL		ATLANTA GA 30384 6351		

98192	SENTINEL OFFENDER SERVICES	INV#98192	GPS ANKLE MONITORING	424772307	
1074.15	TOT\$	PAID	190 NORTH HANCOCK ST., STE 103	26897	1074.15
1074.15	BAL		ANAHEIM CA 92807		

3791	SOUTHWESTERN ELECTRIC	CAPULIN FD	407412025	26930	96.47
1327.43	TOT\$	PAID	BOX 369	26930	58.15
1327.43	BAL		CLAYTON NM 88415	26930	85.00

7376	SWAGERTY TRADING CO.	INV#7376	CYLINDER/SUPPLIES	402252076	
301.51	TOT\$	PAID	BOX 88	27089	637.95
301.51	BAL		CLAYTON NM 88415		301.51

S3560	THE SUPPLY CACHE	INV#S3560	PPE	410532081	
637.95	TOT\$	PAID	1980 CARIBOU DRIVE	27089	637.95
637.95	BAL		FORT COLLINS CO 80525		

S3561	THE SUPPLY CACHE	INV#S3561	PPE	410532081	
491.80	TOT\$	PAID	1980 CARIBOU DRIVE	27089	491.80
491.80	BAL		FORT COLLINS CO 80525		

S3772	THE SUPPLY CACHE	INV#S3772	PPE	410532076	
289.87	TOT\$	PAID	1980 CARIBOU DRIVE	27089	289.87
289.87	BAL		FORT COLLINS CO 80525		

11252019	TOWN OF CLAYTON	ROAD DEPT	402252025		116.62
1009.64	TOT\$	PAID	SHERIFF DEPT	605932012	111.56
			KISER	401032025	117.74

INVC#	Name	Description	Line Item	PO#	Amount
1009.64	BAL				158.74
	CLAYTON NM 88415	KISER	401032025		379.36
		COURTHOUSE	401032025		81.22
		ANNEX	401032025		44.40
		OLD REFD BUILDING	401032025		
7314.80	TOWN OF CLAYTON	DISPATCH OCTOBER 2019	500812112		7314.80
	1 CHESTNUT				
7314.80	BAL				
	CLAYTON NM 88415				
57.82	TOT\$				57.82
	PAID				
	P.O. BOX 235				
57.82	BAL				
	TEXLINE TX 79087				
57.82	TOT\$				57.82
	PAID				
	TRI-STATE RECYCLING LLC				
280.50	TOT\$				280.50
	PAID				
	P.O. BOX 235				
280.50	BAL				
	TEXLINE TX 79087				
39:29.6	TOT\$				26906
	PAID				
	TRIADIC				
3883.56	TOT\$				26906
	PAID				
	P.O. DRAWER 471				
3883.56	BAL				26906
	DEMING NM 88031 0471				
633.20	TOT\$				633.20
	PAID				
	TRUDEGREE				
633.20	BAL				
	223 BACON ST				
	RATON NM 87740				
FY20	TOT\$				750.00
750.00	PAID				
	P.O. BOX 75				
750.00	BAL				
	CLAYTON NM 88415				
62799	TOT\$				55.35
	PAID				
	UNION COUNTY LEADER				
55.35	TOT\$				55.35
	PAID				
	P.O. BOX 486				
55.35	BAL				
	CLAYTON NM 88415				
62798	TOT\$				51.09
51.09	PAID				
	P.O. BOX 486				
51.09	BAL				
	CLAYTON NM 88415				
62815	TOT\$				34.80
34.80	PAID				
	P.O. BOX 486				
34.80	BAL				
	CLAYTON NM 88415				
62815	TOT\$				34.80
	PAID				
	UNION COUNTY LEADER				
34.80	TOT\$				34.80
	PAID				
	P.O. BOX 486				
34.80	BAL				
	CLAYTON NM 88415				
36809	TOT\$				1.00
1.00	PAID				
	VIAERO WIRELESS				
1.00	BAL				
	1224 WEST PLATTE AVENUE				
	FORT MORGAN CO 80701				
S03W0851754	TOT\$				431.50
431.50	PAID				
	WAGNER EQUIPMENT CO.				
	P.O. BOX 919000				
503W0851754	TOT\$				26845
26845	PAID				
	REPAIR				
	402252012				
431.50	TOT\$				431.50

PAID

431.50 BAL DENVER CO 80291 9000

PS060090542 WARREN CAT

137.68 TOT\$ PAID

137.68 BAL PO BOX 842116

DALLAS TX 75284 2116

62604954 WEX BANK

14209.61 TOT\$ PAID

14209.61 BAL PO BOX 6293

CAROL STREAM IL 60197 6293

INV#62604954 GREENVILLE FD 411572076

INV#62604954 CLERK 401052010

INV#62604954 ROAD DEPT 402252044

INV#62604954 SHERIFF DEPT 401082011

INV#62604954 RABBIT EAR FD 410332076

INV#62604954 CAPULIN EMS FUEL 412612076

INV#62604954 EMERGENCY MGR 500812076

INV#62604954 FIRE COORDINATOR 415682076

TOTAL INVOICING 180219.30

+ UCGH Mill Levy Request
165397.29


\$ 345,616.59

PO#

Amount

26958 137.68

27029 200.46
27029 142.00
27029 12405.37
27029 1132.11
27029 163.23
27029 41.00
27029 40.45
27029 84.99



REQUEST FROM UCGH MILL LEVY/GRT

12/2/2019

BY: Melissa Prante


Check #	Date	PAID TO:	AMOUNT
47971	10/2/2019	GSD-Admin Services Division	52,009.67
48167	10/30/2019	GSD-Admin Services Division	48,614.67
48128	10/11/2019	UMIA INSURANCE, INC	35,246.00
47852	8/23/2019	TUSK ENTERPRISES	13,259.79
48082	10/11/2019	EIDE BAILLEY	11,662.69
ACH	9/1/2019	INSIGHT INVESTMENTS, LLC	4,604.47
TOTAL			\$ 165,397.29

Quetta Coops

 UNION COUNTY HOSPITAL BOARD APPROVAL

12-02-2019

 DATE



21102 GSD-ADMIN SERVICES DIVISION
 PO BOX 6850, SANTA FE, NM 87502-6850
 UNION COUNTY GENERAL HOSPITAL, 500 WILSON STREET • CLAYTON, NEW MEXICO 80415-0489

047971

REFERENCE NO.	DATE	GROSS AMOUNT	DISCOUNT %	DISCOUNT AMOUNT	NET PAYABLE
GSD-067194 GSD-067096	09/03/19 09/03/19	52,009.67 408.47			52,009.67 408.47
CHECK NO. 47971 100219	TOTALS	52,418.14	TOTALS		52,418.14

UNION COUNTY GENERAL HOSPITAL 500 WILSON STREET • CLAYTON, NEW MEXICO 80415-0489

047971

REFERENCE NO.	DATE	GROSS AMOUNT	DISCOUNT %	DISCOUNT AMOUNT	NET PAYABLE
ISD-067194 ISD-067096	09/03/19 09/03/19	52,009.67 408.47			52,009.67 408.47
CHECK NO. 47971	TOTALS	52,418.14	TOTALS		52,418.14



Union County General Hospital
 P.O. BOX 489, 500 WILSON STREET
 CLAYTON, NEW MEXICO 80415-0489
 (505) 974-2589

FNB NEW MEXICO
 CLAYTON, NEW MEXICO 80415
 85-104
 1022

047971

21102 47971

DATE 10/02/19 AMOUNT \$52,418.14

Fifty-Two Thousand Four Hundred Eighteen Dollars and Fourteen Cents

GSD-ADMIN SERVICES DIVISION
 PO BOX 6850
 SANTA FE, NM 87502-6850

[Signature]
 VOID AFTER SIX (6) MONTHS

⑈047971⑈ ⑈1022⑈ ⑈1040⑈ ⑈1000210⑈

21124



NEW MEXICO
GENERAL SERVICES DEPARTMENT

ORIGINAL

Invoice

"The Heart And Soul of State Government"

Administrative Services Division
P.O. Box 6850
Santa Fe, NM 87502-6850

Invoice Number: GSD-087194
Invoice Date: Sep 05 2019
Customer Code: C-H8904-75203

UNION COUNTY GENERAL HOSPITAL
JILL SWAFERTY
PO BOX 489
CLAYTON
NM 88415
575-374-7008
JILL.SWAGERTY@UCGH.NET

SEND REMITTANCE & COPY OF INVOICE TO:
GSD-Admin Services Division P.O. Box 6850 Santa Fe NM 87502-6850
NOTICE: SHARE USERS SELECT
Location: 11

Payments will be due by the 20th of each month;
Payments received after the 20th of the month shall be assessed a 1.5% late payment penalty fee, based on the total amount due, and added to the following month's invoice;
Coverage(s) may be terminated if payment is more than 60 days late;

PLEASE REVIEW AND REPORT ANY DISCREPANCIES WITHIN 5 DAYS TO:
Eras Administrative Services, Inc
605-244-8000 SONM@eraslpa.com

SHARE Codes:

Agency: 350 Fund: 75203 Department: 6005000000 Account: 472302 Vendor: 0000056909

Invoice Items	Unit Price
1 08/2019 - \$1.30 monthly administrative fee	78.09
2 08/2019 - Dental - Delta Dental	2,772.85
3 08/2019 - Medical - Blue Cross Blue Shield	45,491.48
4 08/2019 - Medical - Presbyterian	3,170.00
5 08/2019 - Vision - DV	497.25
Total for Invoice: 52,009.67	

--- DETACH HERE AND RETURN WITH PAYMENT ---

UNION COUNTY GENERAL HOSPITAL
JILL SWAFERTY
PO BOX 489
CLAYTON
NM 88415

Invoice Number: GSD-087194
Invoice Date: Sep 05 2019
Customer Code: C-H8904-75203

OK to pay

SEND PAYMENT TO:

GSD-Admin Services Division
P.O. Box 6850
Santa Fe
NM 87502-6850

Total for Invoice: 52,009.67

21102 GSD-ADMIN SERVICES DIVISION
 PO BOX 6850, SANTA FE, NM 87502-6850
 UNION COUNTY GENERAL HOSPITAL 300 WILSON STREET • CLAYTON, NEW MEXICO 88415-0489

048167

REFERENCE NO.	DATE	GROSS AMOUNT	DISCOUNT %	DISCOUNT AMOUNT	NET PAYABLE
GSD-067899	10/05/19	48,614.67			48,614.67
GSD-067999	10/05/19	448.73			448.73
CHECK NO. 48167 103019		TOTALS 49,063.40	TOTALS		49,063.40

UNION COUNTY GENERAL HOSPITAL 300 WILSON STREET • CLAYTON, NEW MEXICO 88415-0489

048167

REFERENCE NO.	DATE	GROSS AMOUNT	DISCOUNT %	DISCOUNT AMOUNT	NET PAYABLE
GSD-067899	10/05/19	48,614.67			48,614.67
GSD-067999	10/05/19	448.73			448.73
CHECK NO. 48167		TOTALS 49,063.40	TOTALS		49,063.40



Union County General Hospital
 P.O. BOX 489, 300 WILSON STREET
 CLAYTON, NEW MEXICO 88415-0489
 (505) 374-2586

FNB NEW MEXICO
 CLAYTON, NEW MEXICO 88415

95-104
 1022

048167

21102 48167

DATE 10/30/19 AMOUNT \$49,063.40

Forty-Nine Thousand Sixty-Three Dollars and Forty Cents

PAY TO THE ORDER OF
 GSD-ADMIN SERVICES DIVISION
 PO BOX 6850
 SANTA FE, NM 87502-6850

[Handwritten Signature]
 VOID AFTER SIX (6) MONTHS

⑈048167⑈ ⑆ 102201040⑆ ⑈ 100021⑈



NEW MEXICO
GENERAL SERVICES DEPARTMENT

"The Heart And Soul of State Government"

ORIGINAL

21102

RECEIVED
Invoice OCT 07 2019

Administrative Services Division
P.O. Box 6850
Santa Fe, NM 87502-6850

Invoice Number: GSD-067899
Invoice Date: Oct 05 2019
Customer Code: C-H8904-75203

UNION COUNTY GENERAL HOSPITAL
JILL SWAFERTY
PO BOX 489
CLAYTON
NM 88415
575-374-7006
JILL.SWAGERTY@UCGH.NET

SEND REMITTANCE & COPY OF INVOICE TO:
GSD-Admin Services Division P.O. Box 6850 Santa Fe NM 87502-6850
NOTICE: SHARE USERS SELECT
Location: 11

Payments will be due by the 20th of each month.
Payments received after the 20th of the month shall be assessed a 1.5% late payment penalty fee, based on the total amount due, and added to the following month's invoice.
Coverage(s) may be terminated if payment is more than 60 days late.

PLEASE REVIEW AND REPORT ANY DISCREPANCIES WITHIN 5 DAYS TO:
Erisa Administrative Services, Inc
605-244-6000 SONM@easitpa.com

SHARE Codes:

Agency: 350 Fund: 75203 Department: 800500000 Account: 472302 Vendor: 0000056909

Invoice Items	Unit Price
1 09/2019 - Monthly Administrative Fee	79.46
2 09/2019 - Dental - Delta Dental	2,772.90
3 09/2019 - Medical - Blue Cross Blue Shield	43,879.37
4 09/2019 - Medical - Presbyterian	1,585.00
5 09/2019 - Vision - DV	497.94
Total for Invoice:	48,614.67

DETACH HERE AND RETURN WITH PAYMENT

UNION COUNTY GENERAL HOSPITAL
JILL SWAFERTY
PO BOX 489
CLAYTON
NM 88415

Invoice Number: GSD-067899
Invoice Date: Oct 05 2019
Customer Code: C-H8904-75203

SEND PAYMENT TO:

GSD-Admin Services Division
P.O. Box 6850
Santa Fe
NM 87502-6850

OK to pay

Total for Invoice: 48,614.67

To check the status of your account please visit our web portal at <http://onlinestatements.generalservices.state.nm.us>

21819 UMTA INSURANCE, INC
 PO BOX 860530, MINNEAPOLIS, MN 55486-0530
 UNION COUNTY GENERAL HOSPITAL 300 WILSON STREET • CLAYTON, NEW MEXICO 88415-0489


048128

REFERENCE NO.	DATE	GROSS AMOUNT	DISCOUNT %	DISCOUNT AMOUNT	NET PAYABLE
198412	09/16/19	35,246.00			35,246.00
CHECK NO. 48128 101119	TOTALS	35,246.00	TOTALS		35,246.00

UNION COUNTY GENERAL HOSPITAL 300 WILSON STREET • CLAYTON, NEW MEXICO 88415-0489

048128

REFERENCE NO.	DATE	GROSS AMOUNT	DISCOUNT %	DISCOUNT AMOUNT	NET PAYABLE
198412	09/16/19	35,246.00			35,246.00
CHECK NO. 48128	TOTALS	35,246.00	TOTALS		35,246.00



Union County General Hospital
 P.O. BOX 489, 300 WILSON STREET
 CLAYTON, NEW MEXICO 88415-0489
 (575) 374-2585

FNB NEW MEXICO
 CLAYTON, NEW MEXICO 88415

BS-104
 1022

048128

21819 48128

DATE 10/11/19 AMOUNT \$35,246.00

Thirty-Five Thousand Two Hundred Forty-Six Dollars and No Cents

PAY TO THE ORDER OF
 UMTA INSURANCE, INC
 PO BOX 860530
 MINNEAPOLIS, MN 55486-0530

VOID AFTER SIX (6) MONTHS

M. Lopez
J. [Signature]

⑈048128⑈ ⑆102201040⑆ ⑆100021⑆



Make check payable and mail to:
 UMIA INSURANCE, INC.
 P.O. BOX 860530
 MINNEAPOLIS, MN 55486-0530

21319

NOTICE OF PREMIUM DUE

POLICY NUMBER	SPECIALTY	CLASS	BILLING DATE	DUE DATE
NM920059		1	9/16/2019	10/6/2019

POLICY NO: NM920059

INVOICE NO: 198412

Pay In Full \$35,246.00
 Amount Due \$35,246.00

Clayton Health Systems, Inc.
 300 Wilson Street
 Clayton, NM 88415

Pay online at www.umia.com
 Web Registration Key: S1180360

Tear at perforation and return upper portion with payment.

RECEIVED

SEP 23 2019

10110000



310 East 4500 South, Suite 600
 Salt Lake City, Utah 84107
 t. 800.748.4380
 f. 801.531.0381
www.umia.com

INVOICE NO: 198412

NOTICE OF PREMIUM DUE

POLICY NUMBER	SPECIALTY	CLASS	BILLING DATE	DUE DATE
NM920059		1	9/16/2019	10/6/2019

PAY MODE: Standard Quarterly
 COVERAGE PERIOD: 1/1/2019 - 1/1/2020

B

	Account Balance	Invoice Amount	
Previous Balance	\$33,673.00	\$33,673.00	
Payments Received	\$0.00	\$0.00	
New Account Activity	\$1,573.00	\$1,573.00	
Charges & Fees	\$0.00	\$0.00	
Adjustments	\$0.00	\$0.00	
Amount Due	\$35,246.00	\$35,246.00	
		<u>Payment Options:</u>	
Clayton Health Systems, Inc.		Pay In Full	\$35,246.00
		Amount Due	\$35,246.00

RETAIN THIS STUB FOR YOUR RECORDS

21868 TUSK ENTERPRISES, LLC
 PO BOX 206912, DALLAS, TX 75320-6912
 UNION COUNTY GENERAL HOSPITAL 300 WILSON STREET • CLAYTON, NEW MEXICO 88415-0489

047852

REFERENCE NO.	DATE	GROSS AMOUNT	DISCOUNT %	DISCOUNT AMOUNT	NET PAYABLE
072719-003	07/29/19	2,393.72			2,393.72
072719-100	07/30/19	743.24			743.24
081019-069	08/13/19	13,259.79			13,259.79
CHECK NO. 47852 082319	TOTALS	16,396.75	TOTALS		16,396.75

UNION COUNTY GENERAL HOSPITAL 300 WILSON STREET • CLAYTON, NEW MEXICO 88415-0489

047852

REFERENCE NO.	DATE	GROSS AMOUNT	DISCOUNT %	DISCOUNT AMOUNT	NET PAYABLE
072719-003	07/29/19	2,393.72			2,393.72
072719-100	07/30/19	743.24			743.24
081019-069	08/13/19	13,259.79			13,259.79
CHECK NO. 47852	TOTALS	16,396.75	TOTALS		16,396.75



Union County General Hospital
 P.O. BOX 489, 300 WILSON STREET
 CLAYTON, NEW MEXICO 88415-0489
 (575) 374-2665

FNB NEW MEXICO
 CLAYTON, NEW MEXICO 88415

047852

85-104
 1022

21868 47852

DATE 08/23/19 AMOUNT \$16,396.75

Sixteen Thousand Three Hundred Ninety-Six Dollars and Seventy-Five Cents.

PAY TO THE ORDER OF TUSK ENTERPRISES, LLC
 PO BOX 206912
 DALLAS, TX 75320-6912

Jamie Smith
 JAMIE SMITH
 TELLER

⑈047852⑈ 15102201040⑈ ⑈100021⑈

21868
Koz Sales

Rhino Medical Services
2000 E. Lamar Blvd.
Suite 250
Arlington, TX 76010
866-267-4468
Invoices@rhinomedical.com
www.rhinomedical.com



RECEIVED AUG 16 2019

Invoice

BILL TO
Union County General Hospital
300 Wilson St
Clayton, NM 88415

INVOICE # 081019-069
DATE 08/13/2019
DUE DATE 09/02/2019

SERVICE DATES
08/08/19-08/11/19

PROVIDER NAME
Philip Stevens, MD

ACTIVITY	QTY	RATE	AMOUNT
Call Rate - 3,000.00	4	3,000.00	12,000.00
Call Coverage Provided for 08/08/19-08/11/19			
Rhino Airfare - Actual Southwest 08/06/19	1	268.00	268.00
Rhino Lodging - Actual Embassy Suites Check In 08/06/19, Check Out 08/07/19	1	160.96	160.96
Rhino Airfare - Actual Southwest 08/13/19	1	315.00	315.00
Rhino Car Rental - Actual National Pick Up 08/09/19, Drop Off 08/13/19	1	363.73	363.73
Rhino Lodging - Actual Hampton Inn Check In 08/12/19, Check Out 08/13/19	1	154.10	154.10

Remittance options include:

BALANCE DUE

\$13,259.79

Payment by ACH or Wire Transfer:
ABA/Routing: 121000248
Account #: 4121894000

Payment by Check:
Tusk Enterprises, LLC dba Rhino Medical
P.O. Box 208912
Dallas, TX 75320-8912

Payment by Credit Card:
Please call 817-856-0525 or email invoices@rhinomedical.com

Please reference your invoice number to ensure your account is credited properly.

For assistance, please contact your Account Manager: Anna D'Angelo
Or your Billing Specialist: Danielle Gibson | Phone: 817-795-2295
Email: danielle@teamtusk.com

21902 EIDERAILLY
 621 N. ROBINSON AVE, OKLAHOMA CITY, OK 73102-6232
 UNION COUNTY GENERAL HOSPITAL 300 WILSON STREET • CLAYTON, NEW MEXICO 88415-0489

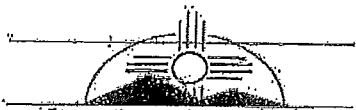
048082

REFERENCE NO.	DATE	GROSS AMOUNT	DISCOUNT %	DISCOUNT AMOUNT	NET PAYABLE
EI00856837	08/30/19	11,662.69			11,662.69
CHECK NO. 48082 101119	TOTALS	11,662.69	TOTALS		11,662.69

UNION COUNTY GENERAL HOSPITAL 300 WILSON STREET • CLAYTON, NEW MEXICO 88415-0489

048082

REFERENCE NO.	DATE	GROSS AMOUNT	DISCOUNT %	DISCOUNT AMOUNT	NET PAYABLE
EI00856837	08/30/19	11,662.69			11,662.69
CHECK NO. 48082	TOTALS	11,662.69	TOTALS		11,662.69



Union County General Hospital
 P.O. BOX 489, 300 WILSON STREET
 CLAYTON, NEW MEXICO 88415-0489
 (978) 874-2585

FNB NEW MEXICO
 CLAYTON, NEW MEXICO 88415

85-104
 1022

048082

21902 48082

DATE 10/11/19 AMOUNT \$11,662.69

Eleven Thousand Six Hundred Sixty-Two Dollars and Sixty-Nine Cents

PAY TO THE ORDER OF
 EIDERAILLY
 621 N. ROBINSON AVE
 SUITE 200
 OKLAHOMA CITY, OK 73102-6232

VOID AFTER SIX (6) MONTHS

Melissa Pianto
[Signature]

⑆048082⑆ ⑆102201040⑆

⑆10002⑆



CPAs & BUSINESS ADVISORS

INVOICE

21902
40297178

RECEIVED SEP - 3 2019

Union County General Hospital
P O Box 489
Clayton NM 88415

Invoice #: EI00856837
Client #: 197791
Invoice Total: \$11,662.69

Please return top portion with payment:

Invoice Is Due Upon Receipt

Professional services rendered through August 31, 2019, in connection with:

Progress billing related to the audit of the financial statements for the year ended June 30, 2019	8,000.00
Out-of-pocket expenses	3,662.69
Invoice Total	\$ 11,662.69

Date: 08/27/19 Invoice #: EI00856837 Union County General Hospital

Page: 1

Pay by Mail:
Eide Bailly LLP
621 N. Robinson Ave., Ste. 200
Oklahoma City, OK 73102-6232
Phone 405.594.2000 | Fax 405.594.2053

Pay Online: www.eidebailly.com/PayBill
Pay by ACH:
ACH Routing # 091310521
Bell Bank Checking Acct # 650200520
Acct Name: Eide Bailly LLP-Oklahoma Office

Monthly 1.0% Late Fee Accrued on Balances Over 30 Days Past Due

21888



Insight Investments LLC

611 Anton Blvd., Suite 700
Costa Mesa, CA 92626
(714) 939-2300 . Fax (714) 939-2397

Invoice No. : RT00259531
Customer# : CLAO10
Invoice Date : 7/24/19
Due Date : 9/1/19

INVOICE TO :
CLAYTON HEALTH SYSTEMS, INC. DBA UNION COUNTY
Rhonda Brown
300 Wilson St
Clayton, NM 88416
United States of America

REMY TO :
Wells Fargo Trust Company, N.A.
260 N. Charles Lindbergh Dr.
Attn: Insight 39001 MAC:U1240.028
Salt Lake City, UT 84116
United States of America

CUSTOMER REF	SERIAL #	DESCRIPTION	FROM	THROUGH	AMOUNT
Lease # CLAO10-1					
PO #					
Equipment Location : 300 Wilson St, Clayton, NM 88416 United States of America					
		Monthly Lease Payment	08/01/19	08/30/19	4,380.00
		Location Total Tax			224.47
		Location Total Payment			4,604.47
<p>20263000 - 3948.88 40760153 - 431.12 40720153 224.47</p>					
<p>ACH Withdrawal from general checking</p>					
Invoice Subtotal					4,380.00
Sales Tax					224.47
PAY THIS AMOUNT					4,604.47



PERMIT NO. 358

This permit is granted on this 10 day of December, 2019, by the Board of Commissioners of Union County, New Mexico, (County) and E.N.M.R. Telephone Cooperative, (Permittee),

Address: 7111 N. Prince Clovis, NM 88102

This permit is for the sole purpose of allowing Permittee to lay (pipe or cable) for the purpose of fiber optic telecommunication lines across a certain designated County road lying, situated and being in the County of Union, State of New Mexico, more particularly described as follows:

LEGAL DESCRIPTION

Hayden Road, In Lot 4, Section 5, T19N, R35E TO Lot 1 Section 6, T19N, R35E

GPS 35° 54' 51.55"N, -103°14'58.41" W

This permit is subject to the following provisions:

1. a.) Permittee will dig a trench across the above-described County Road approximately Three (3) feet deep, or a directional bore of the same depth.
- b.) Pipe and/or cable made of fiber optics and in certain instances, encased in HDPE.
- c.) Pipe and/or cable including HDPE inner duct shall be One and One Quarter inch (1.25") maximum inches in diameter and of the type Schedule.
2. Permittee will then fill and compact the trench to restore the road to an even level suitable for public traffic. Restoration of the road shall be subject to the inspection and approval of the County Road Supervisor.
3. Permittee shall install visible, identifiable markers on site, indicating the location of the pipe.
4. Permittee is to perform the construction is such a way as to provide adequate fill on both ends of the road and shall construct any structure that may be necessary or desirable in connection therewith.
5. All excavation and construction performed under this permit shall be consistent with all laws, rules and regulations of the State of New Mexico and of the County.
6. In the event that the County desires to improve the above-described County Road, the County reserves the right to request from the Permittee, if necessary to remove and/or relocate in order to make such improvements. The County will give Permittee notice in advance of making such improvements.
7. Permittee will hold harmless Union County for any damage to third parties resulting from the excavation of fill.
8. Permittee shall erect sufficient warning barricades and signs to alert all traffic of the hazard during construction and restoration.
9. At least twenty-four (24) hour notice shall be provided to the Union County Road Department Supervisor of the commencement and completion of any construction.

Witness our hands and seals this 10 day of December 20 19.

SEAL

ATTEST

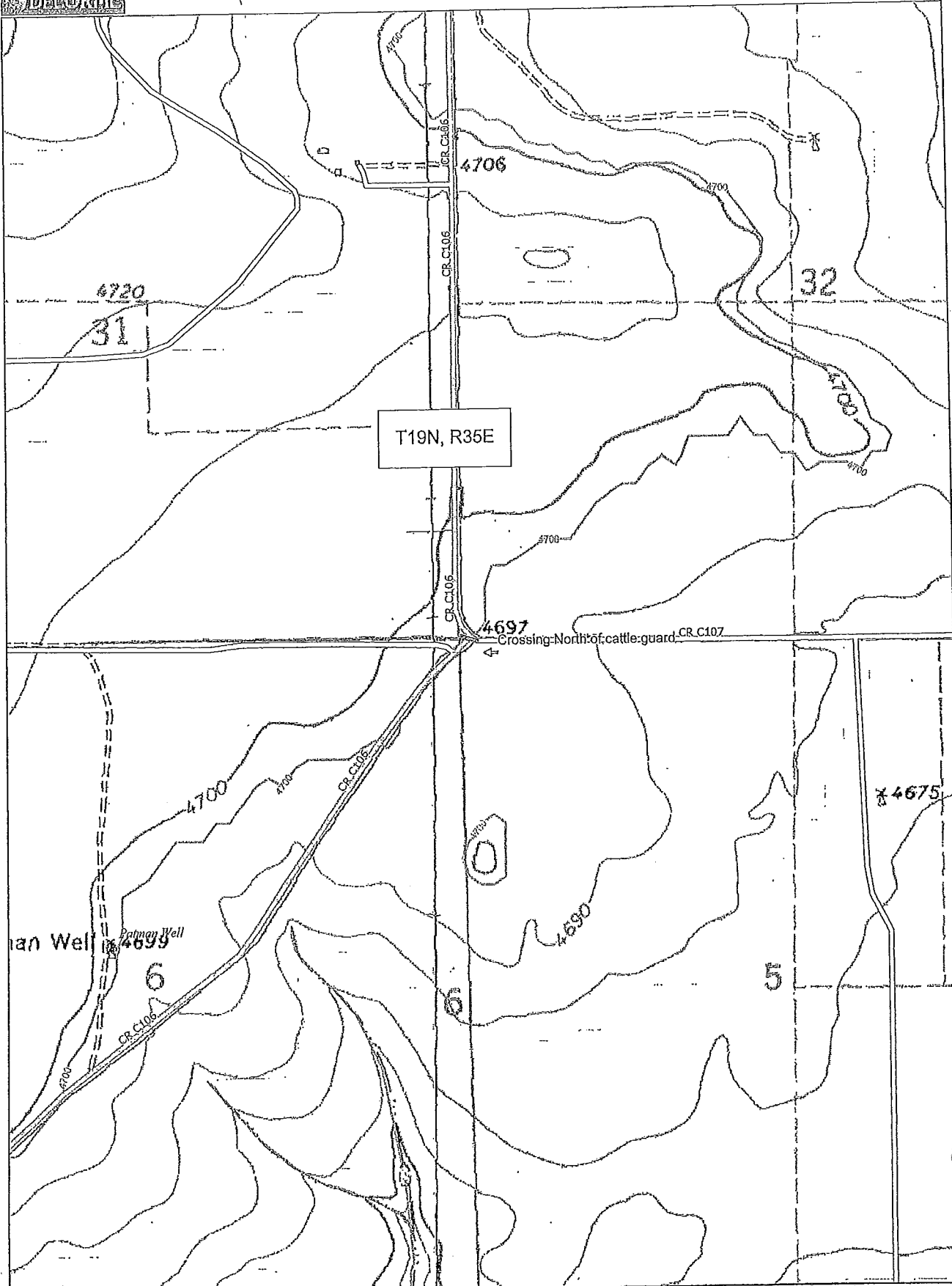
BOARD OF COMMISSIONERS
COUNTY OF UNION, NEW MEXICO

CHAIRMAN

MEMBER

MEMBER

COUNTY CLERK



Data use subject to license.

© DeLorme, Topo North America™ 10.

www.delorme.com

