


SKYLINE | *Sliding Shower Doors*

Clean lines and architectural design are the hallmarks of our Skyline frameless sliding-glass enclosure. Widely acclaimed as the shower design of choice for hotel applications & a favorite of homeowners seeking a minimalist aesthetic. Skyline's exceptionally smooth-gliding rollers are an understated luxury.


Finish Options




Matte Black



Polished Stainless



Roman Bronze



Brushed Stainless

Product Details

- ◆ 3 stock sizes: 72", 76" and 80" (U-Channel for fixed panel)
- ◆ Custom sizes: height up to 80" tall and width up to 72"
- ◆ Glass thickness: 3/8"
- ◆ Smooth overhead rolling system
- ◆ One sliding panel and one fixed panel
- ◆ Available in standard, patterned & cast glass
- ◆ Glass doors overlap between 1"-3"
- ◆ Add HMI Canvas - Digital In-Glass Printing
- ◆ Compatible with HMI - Vista™
- ◆ Add a Printed Privacy Shield with HMI Priva-Tech®
- ◆ Compatible with HMI's C.10 - glass surface protectant

Glass Options



Add a layer of invisible product protection for a **smarter, cleaner shower.**

HMI's C.10 Glass Protectant with Microban® technology makes your custom glass shower enclosure easier to maintain and helps fight the growth of mold, mildew and bacteria on the surface.

10 Year Warranty

HMI's Glass & Hardware is available exclusively through fine glass shops and glazing professionals throughout America.