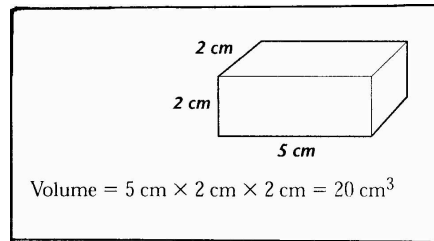


Science Skills 6

Measuring Volume

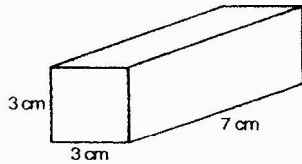
Volume is the measurement of the inside of a three-dimensional figure or object. You can find the volume of a regular solid by multiplying length X width X height. Volume is written in cubic units, for example: cm^3 or m^3 .

Look at this example:

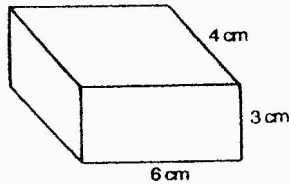


Directions: Find the volume of each prism below in cm^3 . Don't forget to write the unit for each answer.

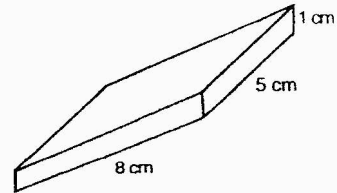
1.



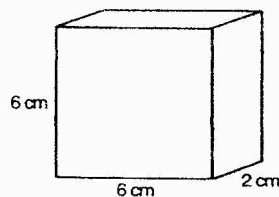
2.



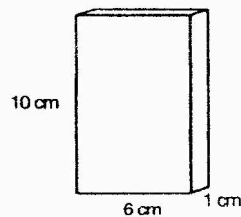
3.



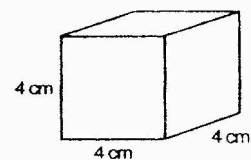
4.



5.



6.



Sometimes we have to find the volume of a solid that is not regularly shaped, like a rock. We can use water and a graduated cylinder to find the volume of any irregularly shaped solid. Volume in this case is shown in mL.

7. What is the original volume of water in the first cylinder? _____

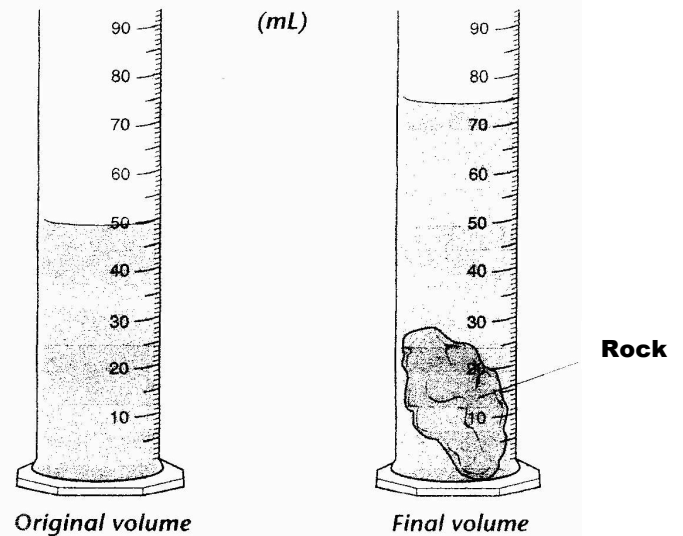
8. What is the final volume of water in the second cylinder? _____

9. What happened to the water in the second graduated cylinder?

10. Why did the water level go up?

11. Subtract the final volume from the original volume.

12. What is the volume of the rock?



13. What is the original volume of water?

14. What is the final volume of water?

15. What is the volume of the rock?

