

Name _____

period _____

Science Skills 6

Reading a Balance

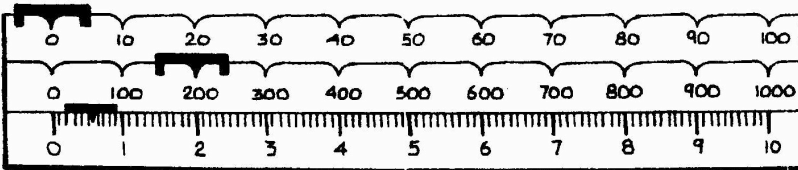
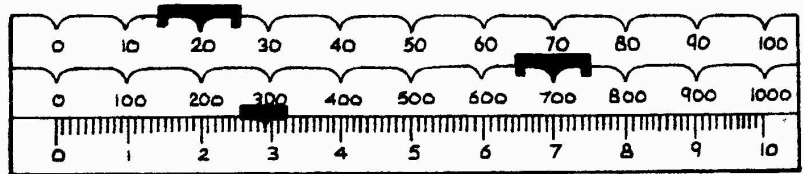
Gridding Answers

DIRECTIONS: What masses are shown on each of the following balances?

Remember to use the gram as the unit of mass.

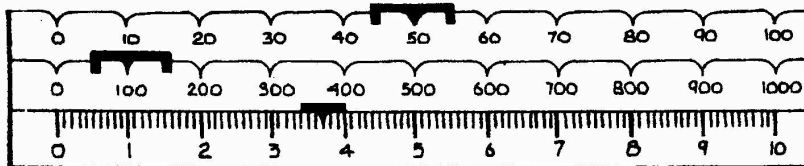
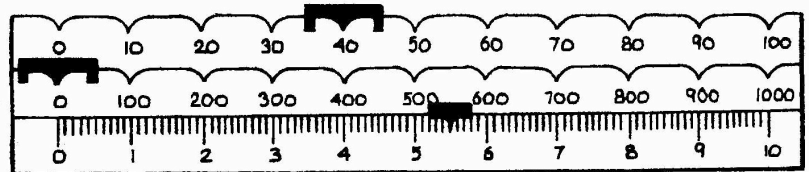
Record and bubble your answers in the grids found on the back of this sheet.

1. _____



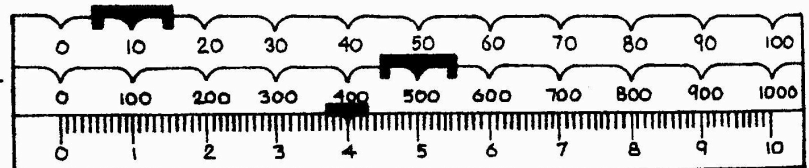
2. _____

3. _____



4. _____

5. _____



1.

Grid							
				.			
0	0	0	0		0	0	
1	1	1	1		1	1	
2	2	2	2		2	2	
3	3	3	3		3	3	
4	4	4	4		4	4	
5	5	5	5		5	5	
6	6	6	6		6	6	
7	7	7	7		7	7	
8	8	8	8		8	8	
9	9	9	9		9	9	

2.

Grid							
				.			
0	0	0	0		0	0	
1	1	1	1		1	1	
2	2	2	2		2	2	
3	3	3	3		3	3	
4	4	4	4		4	4	
5	5	5	5		5	5	
6	6	6	6		6	6	
7	7	7	7		7	7	
8	8	8	8		8	8	
9	9	9	9		9	9	

3.

Grid							
				.			
0	0	0	0		0	0	
1	1	1	1		1	1	
2	2	2	2		2	2	
3	3	3	3		3	3	
4	4	4	4		4	4	
5	5	5	5		5	5	
6	6	6	6		6	6	
7	7	7	7		7	7	
8	8	8	8		8	8	
9	9	9	9		9	9	

4.

Grid							
				.			
0	0	0	0		0	0	
1	1	1	1		1	1	
2	2	2	2		2	2	
3	3	3	3		3	3	
4	4	4	4		4	4	
5	5	5	5		5	5	
6	6	6	6		6	6	
7	7	7	7		7	7	
8	8	8	8		8	8	
9	9	9	9		9	9	

5.

Grid							
				.			
0	0	0	0		0	0	
1	1	1	1		1	1	
2	2	2	2		2	2	
3	3	3	3		3	3	
4	4	4	4		4	4	
5	5	5	5		5	5	
6	6	6	6		6	6	
7	7	7	7		7	7	
8	8	8	8		8	8	
9	9	9	9		9	9	