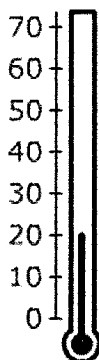
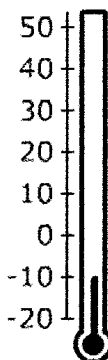


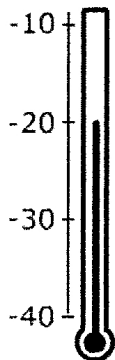
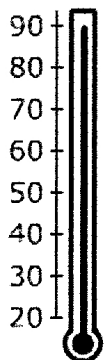


# Science Skills 7

## Gridding Temperature

Look carefully at each thermometer. For each one, write a) the highest temperature it can read, b) the lowest temperature it can read, c) the temperature it is currently showing.

<div style="border: 1px solid black; padding: 5px; margin-bottom: 5px;"><b>1</b></div> <div style="display: flex; justify-content: space-between;"> <span>°C</span> <span>a) Highest temperature</span> </div> <div style="display: flex; align-items: center;">  <div style="margin-left: 20px;"> <p>.....</p> <p>b) Lowest temperature</p> <p>.....</p> <p>c) Current temperature</p> <p>.....</p> </div> </div>	<div style="border: 1px solid black; padding: 5px; margin-bottom: 5px;"><b>2</b></div> <div style="display: flex; justify-content: space-between;"> <span>°C</span> <span>a) Highest temperature</span> </div> <div style="display: flex; align-items: center;">  <div style="margin-left: 20px;"> <p>.....</p> <p>b) Lowest temperature</p> <p>.....</p> <p>c) Current temperature</p> <p>.....</p> </div> </div>
<div style="border: 1px solid black; padding: 5px; margin-bottom: 5px;"><b>3</b></div> <div style="display: flex; justify-content: space-between;"> <span>°C</span> <span>a) Highest temperature</span> </div> <div style="display: flex; align-items: center;">  <div style="margin-left: 20px;"> <p>.....</p> <p>b) Lowest temperature</p> <p>.....</p> <p>c) Current temperature</p> <p>.....</p> </div> </div>	<div style="border: 1px solid black; padding: 5px; margin-bottom: 5px;"><b>4</b></div> <div style="display: flex; justify-content: space-between;"> <span>°C</span> <span>a) Highest temperature</span> </div> <div style="display: flex; align-items: center;">  <div style="margin-left: 20px;"> <p>.....</p> <p>b) Lowest temperature</p> <p>.....</p> <p>c) Current temperature</p> <p>.....</p> </div> </div>
<div style="border: 1px solid black; padding: 5px; margin-bottom: 5px;"><b>5</b></div> <div style="display: flex; justify-content: space-between;"> <span>°C</span> <span>a) Highest temperature</span> </div> <div style="display: flex; align-items: center;">  <div style="margin-left: 20px;"> <p>.....</p> <p>b) Lowest temperature</p> <p>.....</p> <p>c) Current temperature</p> <p>.....</p> </div> </div>	<div style="border: 1px solid black; padding: 5px; margin-bottom: 5px;"><b>6</b></div> <div style="display: flex; justify-content: space-between;"> <span>°C</span> <span>a) Highest temperature</span> </div> <div style="display: flex; align-items: center;">  <div style="margin-left: 20px;"> <p>.....</p> <p>b) Lowest temperature</p> <p>.....</p> <p>c) Current temperature</p> <p>.....</p> </div> </div>

Place your answer and bubble in (c) the current temperature in the grids below.

1.

				.		
0	0	0	0		0	0
1	1	1	1		1	1
2	2	2	2		2	2
3	3	3	3		3	3
4	4	4	4		4	4
5	5	5	5		5	5
6	6	6	6		6	6
7	7	7	7		7	7
8	8	8	8		8	8
9	9	9	9		9	9

2.

				.		
0	0	0	0		0	0
1	1	1	1		1	1
2	2	2	2		2	2
3	3	3	3		3	3
4	4	4	4		4	4
5	5	5	5		5	5
6	6	6	6		6	6
7	7	7	7		7	7
8	8	8	8		8	8
9	9	9	9		9	9

3.

				.		
0	0	0	0		0	0
1	1	1	1		1	1
2	2	2	2		2	2
3	3	3	3		3	3
4	4	4	4		4	4
5	5	5	5		5	5
6	6	6	6		6	6
7	7	7	7		7	7
8	8	8	8		8	8
9	9	9	9		9	9

4.

				.		
0	0	0	0		0	0
1	1	1	1		1	1
2	2	2	2		2	2
3	3	3	3		3	3
4	4	4	4		4	4
5	5	5	5		5	5
6	6	6	6		6	6
7	7	7	7		7	7
8	8	8	8		8	8
9	9	9	9		9	9

5.

				.		
0	0	0	0		0	0
1	1	1	1		1	1
2	2	2	2		2	2
3	3	3	3		3	3
4	4	4	4		4	4
5	5	5	5		5	5
6	6	6	6		6	6
7	7	7	7		7	7
8	8	8	8		8	8
9	9	9	9		9	9

6.

				.		
0	0	0	0		0	0
1	1	1	1		1	1
2	2	2	2		2	2
3	3	3	3		3	3
4	4	4	4		4	4
5	5	5	5		5	5
6	6	6	6		6	6
7	7	7	7		7	7
8	8	8	8		8	8
9	9	9	9		9	9