

CHARTERED FINANCE & LEASING LTD

CIN: U65999MH1994PLC416802

Registered office Address: A-1404, 14th Floor Naman Midtown,
Near India Bulls, Senapati Bapat Marg, Elphinstone W,
Delisle Road, Maharashtra, India, 400013

Annual Report

A.Y. 2024-25

P.Y. 2023-24

CHARTERED FINANCE & LEASING LTD

CIN: U65999MH1994PLC416802

Index

Sr. No.	Particulars
1.	Notice of Annual General Meeting
2.	Directors Report
3.	Auditors Report
4.	Balance Sheet
5.	Profit and Loss Accounts
6.	Cash Flow Statement
7.	Notes to Accounts

CHARTERED FINANCE & LEASING LIMITED

CIN U65999MH1994PLC416802

Regd Off: A-1404, 14th Floor Naman Midtown, Senapati Bapat Marg, Prabhadevi (W), Mumbai- 400013
Tel: 022 24224480/81/82. Email: santosh@skothari.com

NOTICE

Notice is hereby given that the Annual General Meeting (AGM) of the members of Chartered Finance & Leasing Ltd. will be held on Monday on 30th day of September, 2024 at 03:00 p.m. at the Registered Office at A-1404, 14th Floor Naman Midtown, Senapati Bapat Marg, Elphinstone (W), Mumbai – 400 013 to transact the following business:

ORDINARY BUSINESS

1. To receive, consider and adopt the Audited Financial Statement of the Company for the Financial Year ended 31st March, 2024 together with the Report of the Board of Directors and the Auditors thereon.
2. To appoint a Director in place of Mr. Santoshkumar Pandey (DIN: 00294327), who retires by rotation pursuant to the provisions of Section 152 of the Companies Act, 2013 ("the Act") and who is not disqualified to become Director under the Act and being eligible, offers himself for re-appointment.

**By Order of the Board of Directors
For Chartered Finance & Leasing Ltd**



Santoshkumar Pandey
Director
DIN: 00294327

Date: 02.09.2024

Place: Mumbai

NOTES:

1. **A MEMBER ENTITLED TO ATTEND AND VOTE IS ENTITLED TO APPOINT A PROXY TO ATTEND AND VOTE INSTEAD OF HIMSELF AND A PROXY NEED NOT BE A MEMBER OF THE COMPANY.** The instrument of proxy should, however, be deposited at the registered office of the company not less than forty-eight hours before the commencement of the meeting. A person can act as a proxy on behalf of the members not exceeding fifty (50) and holding in aggregate not more than 10% of the total share capital of the Company carrying voting rights. A Member holding more than 10% of the total share capital carrying voting rights may appoint a single person as Proxy and such person cannot act as proxy for any other member.
2. The instrument appointing the proxy, duly completed, must be deposited at the Company's registered office not less than 48 hours before the commencement of the meeting. A proxy form for the AGM is enclosed.
3. Members/proxies/authorized representatives should bring the duly filled Attendance Slip enclosed herewith to attend the meeting.
4. The Register of Directors and Key Managerial Personnel and their shareholding, maintained under Section 170 of the Companies Act, 2013, will be available for inspection by the members at the AGM.
5. The Register of Contracts and Arrangements in which the Directors are interested, maintained under Section 189 of the Companies Act, 2013 will be available for inspection by the members.

**Form No. MGT-11
Proxy form**

[Pursuant to section 105(6) of the Companies Act, 2013 and rule 19(3) of the Companies
(Management and Administration) Rules, 2014]

Name of the Member(s)	
Registered Address	
E-mail Id	
Folio No.	03

I / We, being the member(s) of ____ equity shares of the above named company, hereby appoint:

Name :	
Address:	
E-mail Id:	
Signature	

Name :	-
Address:	-
E-mail Id:	-
Signature -	

as my / our proxy to attend and vote (on a poll) for me / us and on my / our behalf at the Annual General Meeting of the company, to be held on the Monday on 30th day of September, 2024 at 03:00 p.m. at the Registered Office at A-1404, 14th Floor, Naman Midtown, Senapati Bapat Marg, Elphinstone (W), Mumbai – 400 013 and at any adjournment thereof in respect of such resolutions as are indicated below:

Resolution No: -

1. To receive, consider and adopt the Audited Financial Statement of the Company for the Financial Year ended 31st March, 2024 together with the Report of the Board of Directors and the Auditors thereon.
2. To appoint a Director in place of Mr. Santoshkumar Pandey (DIN: 00294327), who retires by rotation pursuant to the provisions of Section 152 of the Companies Act, 2013 ("the Act") and who is not disqualified to become Director under the Act and being eligible, offers himself for re-appointment.

Signed this day of, 2024

Signature of Shareholder

Affix
Revenue
Stamp
of Re. 1

**Route map to the venue of the AGM of
Chartered Finance & Leasing Ltd**



Search this area



Indusville Real Estate
Pvt. Ltd.
Kamgar

Kamgar Swimming Pool
Kamgar
Kamgar

Indus Capital Finance &
Investment Advisory Pvt

Ashroch Inkulch
(India) Private Limited

Taltech Web Private Ltd

Sarica Securities Ltd

ARC GROUP

Naman Midtown

Antique Stock
Broking Ltd.

Stellar Solar Works

Fever 104 Pvt

Nisha Art (Piket
And Smoking)

22feet

Sapphire Professional
Services Pvt
Ltd

Naman Midtown B Wing
Nina Waterproofing
Systems



Chartered Finance & Lending



CHARTERED FINANCE & LEASING LIMITED

CIN U65999MH1994PLC416802

Regd Off: A-1404, 14th Floor Naman Midtown, Senapati Bapat Marg, Prabhadevi (W), Mumbai- 400013
Tel: 022 24224480/81/82. Email: santosh@skothari.com

Directors' Report

To,
The Members
Chartered Finance & Leasing Ltd

Your Directors are pleased to present the Directors' Report on the business and operations of the Company for the Financial Year ended March 31, 2024.

1. FINANCIAL RESULTS

The Financial Performance of your Company for the year ended March 31, 2024 was as summarized hereinbelow:

(Amount in Rs. '000s)

Particulars	2023-24	2022-23
Total Income	12,85,626.37	5,27,746.39
Less : Total Expenses	3,83,033.03	65,621.47
Profit/ (Loss) Before Taxation	9,02,593.34	4,62,124.92
Less : Current, Deferred Tax and Income tax adjustment for earlier years	4,51,565.78	1,27,599.57
Net Profit After Tax	4,51,027.78	3,34,525.35

2. OPERATIONAL PERFORMANCE (Amount in Rs. '000s)

During the year Company recorded total revenue of Rs. 12,85,626.37 as compared to Rs. 5,27,746.39 of the corresponding previous year. The turnover of the Company was Rs. 8,34,918.10 during the year. After adjusting expenses and deducting taxes, the Company recorded a Net Profit of Rs. 4,51,027.78 as compared to Net Profit of Rs. 3,34,525.35 of the corresponding previous year. The Basic Earnings per Share for the year ended March 31, 2024 is Rs. 185.39 as against that of Rs. 137.50 for the corresponding previous year ended March 31, 2023.

3. CHANGE IN THE NATURE OF BUSINESS

There was no change in the nature of business of your Company during the financial year under review.

4. DIVIDEND

In order to conserve profits, your Directors have not recommended any dividend for the year under review.

5. TRANSFER OF UNCLAIMED/ UNPAID AMOUNT TO INVESTOR EDUCATION AND PROTECTION FUND

Your Company does not have any funds, as contemplated under Section 125 of the Act, lying unpaid or unclaimed, which were required to be transferred to the Investor Education and Protection Fund (IEPF).

6. RESERVES

No amount is proposed to be transferred to the General Reserves.



7. DIRECTORS AND KEY MANAGERIAL PERSONNEL

There were no changes in the composition of the Board of Directors of the Company during the year under review.

Mr. Santoshkumar Pandey (DIN: 00294327), who retires by rotation pursuant to the provisions of Section 152 of the Companies Act, 2013 ("the Act") and who is not disqualified from becoming Director under the Act and being eligible, offers himself for re-appointment. The Board of Directors and the Nomination and Remuneration Committee recommend his re-appointment to the Members of the Company.

Further, Mr. Santoshkumar Pandey (DIN 00294327), Mr. Sanjay Kothari (DIN 00258316), Mr. Dharmesh Bohra (DIN 01579162), Mr. Narendrakumar Somani (DIN 00137446) and Mrs. Meenakshi Sanjay Kothari (DIN 01302149), continue to hold directorships in the Company.

None of the Directors or Key Managerial Person(s) of the Company is disqualified from being appointed as Directors as specified in Section 164(2) of the Companies Act, 2013.

8. MEETINGS OF THE BOARD OF DIRECTORS

During the Financial Year 2023-24, the Company held Fourteen (14) Board Meetings as per Section 173 of the Companies Act, 2013, which is summarized hereinbelow. The provisions of the Companies Act, 2013, were adhered to while considering the time gap between two meetings.

Notes:

Date of Board Meeting	Board strength	Number of directors present
10.04.2023	5	5
13.04.2023	5	5
03.07.2023	5	5
07.08.2023	5	5
31.08.2023	5	5
06.09.2023	5	5
27.09.2023	5	5
08.11.2023	5	5
20.11.2023	5	5
16.12.2023	5	5
28.12.2023	5	5
06.01.2024	5	5
19.01.2024	5	5
21.02.2024	5	5

The Independent Directors of the Company held one (1) meeting as per requirements of the Companies Act, 2013, which is detailed hereunder:

Date of Meeting	Strength	Number of directors present
23.10.2023	2	2



9. DETAILS OF SUBSIDIARY / JOINT VENTURES / ASSOCIATE COMPANIES

During the year, the Company continues to hold shares in its subsidiaries, namely, Meritorium PTE. Ltd., Singapore, Jayine Financial Advisory Services Private Limited, Basera Home Finance Private Limited, and Jaichandi Investment Services Private Limited, and in its associate, namely DBH Buildcon Private Limited

A Statement containing the salient features of the financial statements of the Company's subsidiaries under the provisions of Section 129(3) of the Companies Act, 2013, read with Rule 5 of the Companies (Accounts) Rules, 2014, has been annexed as **Annexure 1** in the prescribed Form AOC-1.

Furthermore, in accordance with the applicable Accounting Standards issued by the Institute of Chartered Accountants of India, your Company has prepared the Consolidated Financial Statements, which form a part of the Annual Report.

10. AUDITORS

Messrs. KASG & Co, Chartered Accountants, (FRN No. 002228C), Kolkata, were appointed as the Statutory Auditors for a term of two years as per the applicable RBI's guidelines in the Annual General Meeting held on 30th September, 2023.

The Company has received a confirmation from Messrs. KASG & Co, Chartered Accountants regarding their eligibility and willingness to continue as the Statutory Auditors and that they are not disqualified.

11. INTERNAL FINANCIAL CONTROL:

Your Company has deployed the principles enunciated therein to ensure the adequacy of Internal Financial Control with reference to the financial statements. Your Board has also reviewed the internal processes, systems and internal controls. During the year under review, such controls were tested and no reportable material weaknesses in the design or operation were observed.

The Director's Responsibility Statements contains a confirmation as regards adequacy of the Internal Financial Control.

12. AUDITORS' REPORT

The Auditors' Report does not contain any qualification. Notes to Accounts and Auditors remarks in their report are self-explanatory and do not call for further comments.

13. DETAIL OF FRAUD AS PER AUDITORS' REPORT

No fraud was reported in the Company during the year ended on 31st March, 2024. This is also supported by the Report of the Auditors of the Company, whereat no fraud has been reported for the year ended on 31st March, 2024.

14. RISK MANAGEMENT POLICY

Your Company has in place a Risk Management Committee, which oversees the implementation of the Risk Management Policy of the Company to keep the elements of risk threatening the Company's existence to the minimum.

15. EXTRACT OF ANNUAL RETURN

As the Company does not have a website, the provisions pertaining to placement of the annual return on the website and disclosure of the web-link of such annual return in the Board's Report In terms of Section 92(3) of the Companies Act, 2013 are not applicable.



16. CORPORATE SOCIAL RESPONSIBILITY COMMITTEE

In Compliance with the guidelines prescribed under Section 135 of the Companies Act, 2013, and Rule 9 of the Companies (Corporate Social Responsibility Policy) Rules, 2014, your Company has a duly constituted Corporate Social Responsibility ("CSR") Committee. Your Company's CSR Policy covers the Objectives, Focus Areas, and Governance Structure of the CSR activities to be undertaken. Your Company continues to remain focused on improving the quality of life and engaging communities through health, education, sports and infrastructure development. The CSR Policy is annexed herewith and marked as **Annexure 2** to this Report and the Annual Report on CSR Activities is annexed herewith and marked as **Annexure 3** to this Report.

17. MATERIAL CHANGES AND COMMITMENTS

No material changes and commitments affecting the financial position of your Company occurred between the ends of the Financial Year to which the Financial Statements relate up to the date of this Report.

18. SIGNIFICANT AND MATERIAL ORDERS PASSED BY THE REGULATORS OR COURTS OR TRIBUNALS

During the Financial Year under review, no significant and material orders were passed by the Regulators or Courts or Tribunals impacting the going concern status and your Company's operations in future.

19. DEPOSITS

Your Company has neither accepted nor renewed any deposits during the Financial Year under review.

20. PARTICULARS OF LOANS, GUARANTEES OR INVESTMENTS U/S. 186

Particulars of loans advanced & investments made are contained in Notes 6 and 7, forming part of the audited statement of accounts. Further, the Company has given guarantees in terms of Section 186 of the Companies Act, 2013.

21. PARTICULARS OF CONTRACTS OR ARRANGEMENTS WITH RELATED PARTIES

The Company has entered Related Parties Transactions as defined under Section 188 of the Companies Act, 2013 with related parties as defined under Section 2 (76) of the said Act during the financial year were in the Ordinary course of business and on an arm's length pricing basis and none of the transaction with related parties falls under the scope of section 188(1) of the Companies Act, 2013. Hence, information of the transaction with related parties pursuant to section 134(3)(h) of the Act read with Rule 8(2) of the companies (Accounts) Rules, 2014, have not been given.

22. CONSERVATION OF ENERGY, TECHNOLOGY ABSORPTION AND FOREIGN EXCHANGE EARNINGS AND OUTGO

The information pertaining to conservation of energy, technology absorption, Foreign exchange Earnings and outgo as required under Section 134 (3)(m) of the Companies Act, 2013 read with Rule 8(3) of the Companies (Accounts) Rules, 2014 is not furnished as it is not applicable for the period under review.

23. DIRECTORS' RESPONSIBILITY STATEMENT

In accordance with the provisions of clause (c) of sub-section (3) of Section 134 of the Companies Act, 2013, the Board hereby submits The Directors' Responsibility Statement as referred to in section 134(5) that—

- (a) in the preparation of the Annual Accounts, the applicable accounting standards had been followed along with proper explanation relating to material departures;



- (b) the Directors had selected such accounting policies and applied them consistently and made judgments and estimates that are reasonable and prudent so as to give a true and fair view of the state of affairs of the company at the end of the Financial Year and of the profit and loss of the Company for that period;
- (c) the Directors had taken proper and sufficient care for the maintenance of adequate accounting records in accordance with the provisions of this Act for safeguarding the assets of the Company and for preventing and detecting fraud and other irregularities;
- (d) the Directors had prepared the Annual Accounts on a going concern basis; and
- (e) the directors had devised proper systems to ensure compliance with the provisions of all applicable laws and that such systems were adequate and operating effectively.
- (f) Clause (e) of section 134(5) is not applicable as the Company is not a listed Company.

24. DETAILS OF COMMITTEES OF THE BOARD:

Currently, the Board has 6 Committees: the Audit Committee, Nomination and Remuneration Committee, Risk Management Committee, Management Committee, Asset-Liability Management Committee and CSR Committee. The composition of various committees and compliances, as per the applicable provisions of the Companies Act, 2013, provisions of guidelines of Reserve Bank of India to the extent applicable to the Company, along with the applicable Rules, brief details of various Committees are provided as under:

(i) Audit Committee:

The Audit Committee consisted of the following members as on 31st March, 2024:

Name	Designation	Category
Mr. Narendrakumar Somani (DIN 00137446)	Chairman	Independent and Non-Executive Director
Mr. Dharmesh Bohra (DIN 01579162)	Member	Independent and Non-Executive Director
Mrs. Meenakshi Kothari (DIN 01302149)	Member	Non-Executive Director

During the year, the Committee met 5 (Five) times. The details of the number of meetings and attendance at the meeting are given below:

Name of Directors	01.04.2023	10.08.2023	31.08.2023	30.10.2023	08.01.2024
Mr. Narendrakumar Somani	Y	Y	Y	Y	Y
Mr. Dharmesh Bohra	Y	Y	Y	Y	Y
Mrs. Meenakshi Sanjay Kothari	Y	Y	Y	Y	Y

(ii) Nomination and Remuneration Committee:

The Nomination and Remuneration Committee consisted of the following members as on 31st March, 2024:



Name	Designation	Category
Mr. Narendrakumar Somani (DIN 00137446)	Chairman	Independent and Non-Executive Director
Mr. Dharmesh Bohra (DIN 01579162)	Member	Independent and Non-Executive Director
Mrs. Meenakshi Kothari (DIN 01302149)	Member	Non-Executive Director

During the year, 1 (One) Nomination and Remuneration Committee Meeting was held. The details of the attendance at the meeting are given below:

Name of Directors	31.08.2023
Mr. Narendrakumar Somani	Y
Mr. Dharmesh Bohra	Y
Mrs. Meenakshi Sanjay Kothari	Y

The appointment of the Directors and the Key Managerial Personnel is recommended to the Board by the Committee. The Company has framed a policy to determine the qualification and attributes for appointment and basis of determination of remuneration of all the Directors, Key Managerial Personnel and other employees.

(iii) Risk Management Committee:

Risk Management Committee consisted of the following members as on 31st March, 2024:

Name	Designation	Category
Mr. Narendrakumar Somani (DIN 00137446)	Chairman	Independent and Non-Executive Director
Mr. Dharmesh Bohra (DIN 01579162)	Member	Independent and Non-Executive Director
Mrs. Meenakshi Kothari (DIN 01302149)	Member	Non-Executive Director

During the year, the Committee met 1 (One) time. The details of the number of meetings and attendance at the meeting are given below:

Name of Directors	03.10.2023
Mr. Narendrakumar Somani	Y
Mr. Dharmesh Bohra	Y
Mrs. Meenakshi Sanjay Kothari	Y

(iv) Management Committee:

Management Committee consisted of the following members as on 31st March, 2024:

Name	Designation	Category
Mr. Santoshkumar Pandey (DIN 00294327)	Chairman	Director
Mrs. Meenakshi Kothari (DIN 01302149)	Member	Non-Executive Director

During the year, the Committee met 2 (Two) times. The details of the number of meetings and attendance at the meeting are given below:

Name of Directors	10.04.2023	06.02.2024
Mr. Santoshkumar Pandey	Y	Y
Mrs. Meenakshi Kothari	Y	Y



(v) Asset-Liability Management Committee:

The Asset-Liability Management Committee consisted of the following members as on 31st March, 2024:

Name	Designation	Category
Mr. Narendrakumar Somani (DIN 00137446)	Chairman	Independent and Non-Executive
Mr. Dharmesh Bohra (DIN 01579162)	Member	Independent and Non-Executive
Mrs. Meenakshi Kothari (DIN 01302149)	Member	Non-Executive Director

During the year, the Committee met 2 (Two) times. The details of the number of meetings and attendance at the meeting are given below:

Name of Directors	04.04.2023	03.10.2023
Mr. Narendrakumar Somani	Y	Y
Mr. Dharmesh Bohra	Y	Y
Mrs. Meenakshi Sanjay Kothari	Y	Y

(vi) CSR Committee:

The CSR Committee consisted of the following members as on 31st March, 2024:

Name	Designation	Category
Mr. Santoshkumar Pandey (DIN 00294327)	Chairman	Director
Mr. Narendrakumar Somani (DIN 00137446)	Member	Independent and Non-Executive
Mr. Dharmesh Bohra (DIN 01579162)	Member	Independent and Non-Executive

During the year, the Committee met 2 (Two) times. The details of the number of meetings and attendance at the meeting are given below:

Name of Directors	30.05.2023	11.09.2023
Mr. Narendrakumar Somani	Y	Y
Mr. Dharmesh Bohra	Y	Y
Mr. Santoshkumar Pandey	Y	Y

25. VIGIL MECHANISM:

The Company has a 'Whistle Blower Policy'/'Vigil Mechanism' in place. The objective of the Vigil Mechanism is to provide the employees, directors, customers, contractors and other stakeholders of the Company an impartial and fair avenue to raise concerns and seek their redressal, in line with the Company's commitment to the highest possible standards of ethical, moral and legal business conduct and fair dealings with all its stakeholders and constituents and its commitment to open communication channels. The Company is also committed to providing requisite safeguards for the protection of the persons who raise such concerns from reprisals or victimization, for whistle-blowing in good faith. The Board of Directors affirms and confirms that no personnel have been denied access to the Audit Committee. The Policy contains the provision for direct access to the Chairman of the Audit Committee in appropriate or exceptional cases.



26. DISCLOSURE UNDER SEXUAL HARASSMENT OF WOMEN AT WORKPLACE (PREVENTION, PROHIBITION & REDRESSAL), 2013

The Company is committed to providing a safe and conducive work environment to its employees. During the period under review, no cases were filed pursuant to the Sexual Harassment of Women at Workplace (Prevention, Prohibition and Redressal) Act, 2013. The Company has not received any complaint on sexual harassment during the financial year 2023-24.

27. ACKNOWLEDGEMENTS

Your directors place on record their sincere thanks to bankers, business associates, consultants, and various government authorities for their continued support extended to your Company's activities during the financial year under review. Your directors also acknowledge the shareholders for their support and confidence reposed on their Company.

**For and on behalf of the Board of Directors
Chartered Finance & Leasing Limited**



Santoshkumar Pandey
Chairman
DIN: 00294327



Place: Mumbai
Date: 02.09.2024

Annexure - 1

Form AOC-1

(Pursuant to first proviso to sub-section (3) of section 129 read with rule 5 of Companies (Accounts) Rules, 2014)

Statement containing salient features of the financial statement of subsidiaries/associate companies/joint ventures

Part "A": Subsidiaries

(Information in respect of each subsidiary to be presented with amounts in Rs.'000)

Sl. No.	Particulars	Name 1	Name 2	Name 3
1	Name of the subsidiary	Jaichandi Investment Services Private Limited	Jayine Financial Advisory Services Pvt Ltd	Basera Home Finance Private Limited
2	The date since when subsidiary was acquired	04.04.2014	31.03.2011	21.06.2022
3	Reporting period for the subsidiary concerned, if different from the holding company's reporting period	-	-	-
4	Reporting currency and Exchange rate as on the last date of the relevant Financial year in the case of foreign subsidiaries	-	-	-
5	Share capital	100.00	500.00	1,20,000.00
6	Reserves & surplus	(3,425.01)	12,505.44	8,00,499.87
7	Total assets	1,03,692.75	13,040.84	11,53,921.08
8	Total Liabilities	1,03,692.75	13,040.84	11,53,921.08
9	Investments	98,163.02	205.50	11,53,356.72
10	Turnover	-	-	-
11	Profit before taxation	77.14	(35.36)	429.75
12	Provision for taxation	524.02	(85.00)	346.43
13	Profit after taxation	(466.87)	49.64	83.32
14	Proposed Dividend	-	-	-
15	% of shareholding	100%	80%	100%

Notes: The following information shall be furnished at the end of the statement:

1. Names of subsidiaries which are yet to commence operations
2. Names of subsidiaries which have been liquidated or sold during the year.



Part "B": Associates and Joint Ventures

Statement pursuant to Section 129 (3) of the Companies Act, 2013 related to Associate Companies and Joint Ventures
(Rs' 000)

Name of Associates/Joint Ventures	DBH BUILDCON PRIVATE LIMITED
1. Latest audited Balance Sheet Date	31.03.2024
2. Shares of Associate/Joint Ventures held by the company on the year end	
No.	70,55,000
Amount of Investment in Associates/Joint Venture	3,17,475.00
Extend of Holding %	36.54
3. Description of how there is significant influence	-
4. Reason why the associate/joint venture is not	-
5. Networth attributable to Shareholding as per latest audited Balance Sheet	5,50,667.71
6. Profit / Loss for the year	(526.68)
i. Considered in Consolidation	(192.45)
ii. Not Considered in Consolidation	(334.23)

1. Names of associates or joint ventures which are yet to commence operations.
2. Names of associates or joint ventures which have been liquidated or sold during the year.

Note: This Form is to be certified in the same manner in which the Balance Sheet is to be certified.

For CHARTERED FINANCE & LEASING LTD.



Santoshkumar Pandey
Director
DIN:-00294327
Place : Mumbai
Date : 02.09.2024



Annexure 2

CSR POLICY

(Approved by the Board of Directors on Date of Meeting:
31.08.2023)

A. COMPOSITION OF THE CORPORATE SOCIAL RESPONSIBILITY COMMITTEE:

The Company has the following directors in the Corporate Social Responsibility (CSR) Committee:

- | | |
|-----------------------------|----------|
| 1. Mr. Santoshkumar Pandey | Chairman |
| 2. Mr. Sanjay Kothari | Member |
| 3. Mr. Narendrakumar Somani | Member |

B. FORMULATION OF CORPORATE SOCIAL RESPONSIBILITY POLICY AND ITS RECOMMENDATION TO THE BOARD:

The Committee had its meeting held on formulated the Corporate Social Responsibility (CSR) Policy for spending money on the projects and recommended to the Board which was duly accepted. The Committee continues to follow the CSR Policy as formulated at the Meeting held on 31.08.2023.

C. EXPENDITURE FOR THE PROJECT:

The CSR Committee in consonance with the Board of Directors spent the earmarked CSR Expenditure by contributing Rs. 15,100.00/- to Reimagine Higher Education and Rajasthani Sammelan Education Trust during the year.

D. CSR POLICY

As attached herewith



CHARTERED FINANCE & LEASING LIMITED

CSR Policy



Committee Meetings:

The committee has examined the applicability of section 135 of the Companies Act, 2013 and the Companies (Corporate Social Responsibility) Rules, 2014 under which the Company is liable to form a CSR committee to frame the CSR policy and apply the same on the Company.

In furtherance to the said applicability of the section and as per the mandate of the law, Mr. Santoshkumar Pandey (DIN 00294327), Mr. Dharmesh Bohra (DIN 01579162) and Mr. Narendrakumar Somani (DIN 00137446) have been appointed as the members of the CSR committee and are held responsible to:

- a. Formulate and recommend to the Board, a Corporate Social Responsibility Policy which shall indicate the activities to be undertaken by the company as specified in Schedule VII; (**Schedule VII is mentioned below**)
- b. Recommend the amount of expenditure to be incurred on the activities referred to in clause (a); and
- c. Monitor the Corporate Social Responsibility Policy of the company from time to time.

It is hereby concluded that the said CSR policy is required to be approved at the board meeting as per section 135 and the Companies (Corporate Social Responsibility) Rules, 2014.

Members (2023-24):

1. Mr. Santoshkumar Pandey
2. Mr. Dharmesh Bohra
3. Mr. Narendrakumar Somani



Corporate Social Responsibility Policy
As per Section 135 and the Companies (Corporate Social Responsibility)
Rules, 2014 of Companies Act, 2013

INTRODUCTION:

With the applicability of Section 135 of the Companies Act, 2013, the Board has examined the applicability of the provisions on the Company and has found that since the Company falls under the criteria of applicability of Section 135, it decided to constitute the CSR Committee and formulated the CSR Policy for spending 2% of average net profit of preceding three financial years on the activities as mentioned in Schedule VII to the Companies Act, 2013. We believe that the Company's CSR initiative would play a pivotal role in improving the lives of the communities and the Society at large. This would also enable us to fulfil our commitment to be a socially responsible corporate citizen.

OBJECTIVES:

The main objectives of Chartered Finance & Leasing Limited's ("CFL") CSR policy are:

1. To lay down guidelines to make CSR a key business process for sustainable development of the Society.
2. To directly/indirectly undertake projects/programs that will enhance the quality of life and economic well-being of the communities in and around our areas of operations and the Society at large.
3. To generate goodwill and recognition among all stakeholders of the Company.
4. Further, we recognize that we must integrate our business values and operations to meet the expectations of our stakeholders. They include customers, employees, investors, suppliers, the community and the environment.
5. We recognize that our social, economic and environmental responsibilities to these stakeholders are integral to our business. We aim to demonstrate these responsibilities through our actions and within our corporate policies.
6. We take seriously all feedback that we receive from our stakeholders and, where possible, maintain open dialogue to ensure that we fulfil the requirements outlined within this policy.
7. We shall be open and honest in communicating our strategies, targets, performance and governance to our stakeholders in our continual commitment to sustainable development.
8. The Directors are responsible for the implementation of this Policy and will make the necessary resources available to realize our corporate responsibilities. The responsibility for our performance on this Policy rests with all employees throughout the Company.
9. We shall encourage suppliers and contractors to adopt responsible business policies and practices.



II. OUR RESPONSIBILITIES

A) Towards our communities

We will involve communities surrounding our operations to bring about a positive change in their lives through holistic, sustainable and integrated development.

B) Towards our Customers

We will build gainful partnerships with the customers to understand their needs and provide right product and service solutions. We will adopt and actively encourage the best and fair business practices and shall endeavor to build solid bonds with them.

C) Towards our Business Partners

We will support our suppliers to cultivate ethical and fair business practices and give preference over other to those who demonstrate this.

D) As a Corporate Citizen

We reaffirm our commitment to conduct our business with environmental accountability. We will endeavor to adopt environment-friendly technologies and energy efficiency in our operations while continuously monitoring and reducing emissions.

E) Responsibilities towards our Employees

We will foster a work culture with high ethical principles and standards and encourage our employees to perform with total integrity, commitment and ownership. We will do all we can to support their professional growth and recognize high achievers.

We will continue to raise the bar of our standards and guidelines. We recognize that our employees and contractors deserve to work in safe and healthy work environment and will make it our responsibility to ensure zero harm to people.

III. CSR mainstay

CSR activities at CFL shall be carried out through Contribution / donation made to such other Organization / Institutions as may be permitted under the applicable laws from time to time or directly by the Company for fulfilling its responsibilities towards various stakeholders.

IV. CSR Activities: -

The scope of the CSR activities of the Company shall broadly cover the following areas but will not be limited to the same and may extend to other specific projects/ programs as permitted under the law from time to time.

Sl. No.	Area	Activities/Initiatives/Programs proposed to be undertaken
1a.	Eradicating hunger, poverty and malnutrition	Agro Based livelihoods, Better Cotton Initiatives, Agriculture Development, Krishi Vigyan Kendra
1b.	Promoting health care including preventive healthcare and sanitation	Health and Sanitation Development programs, medical camps, programs for HIV Aids, etc.



Sl. No.	Area	Activities/Initiatives/Programs proposed to be undertaken
1c.	Providing safe drinking water including contribution towards " Swachh Bharat Kosh "	Drinking water programs, construction of check dams, dykes, ponds, links, channels, wells and water storage tanks
2	Promoting education, including special education and employment enhancing vocation skills especially among children, women, elderly and the differently able and livelihood enhancement projects;	Construction and running of schools and libraries, vocational training and special education institutes, providing financial assistance and scholarships for higher education. Undertaking and skills and entrepreneurship programs
3	Women Empowerment and Facilities for Senior Citizens	Setting up centers and institutions for women and senior citizens Promoting Self Help Groups (SHGs) amongst women for undertaking income generating activities
4.	Ensuring environmental sustainability, ecological balance, protection of flora and fauna, animal welfare, agro forestry, conservation of natural resources and maintaining quality of soil, air and water including contribution to the " Clean Ganga Fund " set up by Central Government for rejuvenation of river Ganga;	Horticulture plantation, agro farm forestry, afforestation, projects on non-conventional energy (biogas), animal husbandry programs, forest conservation projects, water resource management and soil conservation, promoting micro-irrigation, etc.
5.	Promotion and protection of art and culture	Protection of national heritage, art and culture including restoration of buildings and sites of historical importance and works of art; setting up public libraries; promotion and development of traditional arts and handicrafts
6.	Measures for the benefit of armed forces veterans, war widows and their dependents;	Activities/programs for benefit of armed forces and families
7.	Training to promote rural sports, nationally recognized sports, paralympic sports and Olympic sports;	Projects/programs promoting various sports activities
8.	Contributions or funds provided to technology incubators located within academic institutions which are approved by the Central Government;	Projects/programs for the development and upgrading of technology



Sl. No.	Area	Activities/Initiatives/Programs proposed to be undertaken
9.	Contribution/Financial Assistance	Contribution to Prime Minister's National Relief Fund or Prime Minister's Citizen Assistance and Relief in Emergency Situations Fund (PM CARES Fund) or any other fund set up by the Central Government for socio-economic development and relief and welfare of the Scheduled Castes, the Scheduled Tribes, other backward classes, minorities and women
10.	Rural development projects	Rural infrastructure projects and agriculture development programs and projects
11.	Slum Area Development	Slum Area Development and such other activities as may be prescribed by the Ministry from time to time.

V. Exclusion from CSR

The following activities shall not form part of the CSR activities of the Company: -

1. The activities undertaken in pursuance of normal course of business of the Company.
2. CSR projects/programs or activities that benefit only the employees of the Company and their families.
3. Any contribution directly/indirectly to political party or any funds directed towards political parties or political causes.
4. Any CSR projects/programs or activities undertaken outside India.

VI. CSR Committee

CSR Committee shall be formed as per the applicable laws and the committee shall be responsible for the implementation/monitoring and review of this Policy and various projects/activities undertaken under the policy. The CSR Committee shall submit periodical reports to the Board of Directors.

VII. CSR Spend/Sources of Funding

The Committee shall endeavor to spend atleast 2% of the average net profits of the preceding three (3) financial years on CSR activities as enumerated above. The allocation of the fund shall be made as follows: -

The amount sanctioned by the Board of CFL will have to be utilized for the projects/programs as specified by the CSR committees of CFL. The unspent amount, if any, at the close of the financial year shall be retained and shall be spent only on specified projects/programs.

Any surplus arising out of the contribution made for CSR Activities shall not form part of the business profit of the Company and redeployed for such activities.

VIII. Implementation

Project / programs covered under CSR activities shall be implemented by the Committee:

The CSR Committee of the Company should be in a position to evaluate and report the progress of such projects/programs.



The time period/duration of each project/programs shall depend on its nature, extent of coverage and intended impact of such activity.

IX. Monitoring and Reporting

The CSR Committee will be responsible for the monitoring of CSR activities and report to the Board from time to time.

The CSR Committee has the powers to:

1. Seek monitoring and implementation report from the Organization receiving funds.
2. Delegate a designated Company official to co-ordinate with the Organization receiving funds to inspect the activities undertaken and ensure information in a timely manner.

The following processes will be followed:

(a) **Activities and Budget**

The activities and budgets for CSR will be presented in detail to the Committee.

Additionally, the Committee may empower the Chief Executive Officer, Finance Director and any other official to spend such amount as they think appropriate for some other strategic CSR contingencies that may arise during any financial year. The amount spent as above shall be put up for ratification of the Committee at its next meeting, which shall report to the Board accordingly.

(b) **Continuous Monitoring**

1. The Committee Members will receive in a prescribed format the report of CSR spending;
2. A presentation on the progress of the CSR projects / activities will be made to the Committee members from time to time;
3. An annual presentation will be made to the Committee which will also include the details of the projects / activities planned for the next year and its respective budgets

X. Disclosures

The Annual Report for the relevant Financial Year of the Company shall include a section on CSR outlining the CSR Policy, CSR committee, CSR initiatives undertaken by Company, the CSR spent during the financial year and other information as required by the prevailing law.



Annexure 3

CSR Annual Report

(Pursuant to Section 135 of the Companies Act, 2013 and Rule 9 of the Companies (Corporate Social Responsibility Policy) Rules, 2014)

1. Brief Outline on the Company's CSR Policy:


Your Company has an overarching aspiration to actively contribute to the social and economic development of the communities in which we operate. In doing so, build a better, sustainable way of life for the weaker sections of society, to contribute effectively towards inclusive growth and raise the country's human development index.

Further, we recognize that we must integrate our business values and operations to meet the expectations of our stakeholders. They include customers, employees, investors, suppliers, the community and the environment.

The Company has adopted a comprehensive CSR policy outlining programmes, projects and activities. Your Company plans to undertake to create a significant positive impact on identified stakeholders. All these programmes fall within the purview of Schedule VII of the provisions of Section 135 of the Companies Act, 2013 and the Companies (Corporate Social Responsibility Policy) Rules, 2014.

2. Composition of the Corporate Social Responsibility Committee:

Sl. No.	Name of Director	Designation / Nature of Directorship	Number of meetings of CSR Committee held during the year	Number of meetings of CSR Committee attended during the year
1.	Mr. Santoshkumar Pandey	Chairman	2	2
2.	Mr. Dharmesh Bohra	Member	2	2
3.	Mr. Narendrakumar Somani	Member	2	2
3.	Provide the web-link where Composition of CSR committee, CSR Policy and CSR projects approved by the board are disclosed on the website of the company			-
4	Provide the details of Impact assessment of CSR projects carried out in pursuance of sub-rule (3) of rule 8 of the Companies (Corporate Social Responsibility Policy) Rules, 2014, if applicable (attach the report)			Not Applicable



5	Details of the amount available for set off in pursuance of sub-rule (3) of rule 7 of the Companies (Corporate Social Responsibility Policy) Rules, 2014 and amount required for set off for the financial year, if any:
---	--

Sl. No.	Financial Year	Amount available for set-off from preceding financial years ('000s)	Amount required to be set-off for the financial year, if any ('000s)
1	2020-21	Nil	Nil
2	2021-22	Nil	Nil
3	2022-23	961.62	961.62
	Total...	961.62	961.62

6	Average net profit of the company as per section 135(5) (Rs '000s)	Rs. 5,35,053.95/-
---	--	-------------------

7	(a)	Two percent of average net profit of the company as per section 135(5) (Rs '000s)	Rs. 10,701.08/-
	(b)	Surplus arising out of the CSR projects or programmes or activities of the previous financial years (Rs '000s)	Nil
	(c)	Amount required to be set off for the financial year, if any (Rs '000s)	Rs. 961.62/-
	(d)	Total CSR obligation for the financial year (7a+7b-7c) (Rs '000s)	Rs. 9,739.46/-



8 (a) CSR amount spent or unspent for the financial year:

Total Amount Spent for the Financial Year	Amount Unspent				
	Total Amount transferred to Unspent CSR Account as per section 135(6)		Amount transferred to any fund specified under Schedule VII as per second proviso to section 135(5)		
Amount (Rs. '000s)	Amount (Rs. '000s)	Date of transfer	Name of the Fund	Amount (Rs. '000s)	Date of transfer
15,100/-	-	-	-	-	-

(b) Details of CSR amount spent against **ongoing projects** for the financial year: **Not Applicable**

8 (c) Details of CSR amount spent against **other than ongoing projects** for the financial year:

(1) Sl. No.	(2) Name of the Project	(3) Item from the list of activities in schedule VII to the Act.	(4) Local area (Yes/ No).	(5) Location of the project.		(6) Amount spent for the project (Rs '000s)	(7) Mode of implementation - Direct (Yes/No).	(8) Mode of implementation - Through implementing agency.	
				State.	District.			Name.	CSR registration number.
1.	Dr. Babasaheb Ambedkar Vaidyakiya Pratishthan (promoting education)	(ii)	No	Maharashtra	Aurangabad	15,100/-	Yes	Dr Babasaheb Ambedkar Vaidyakiya Pratishthan	CSR00000181
Total...						15,100/-			

8	(d)	Amount spent in Administrative Overheads (Rs' 000):	Nil
---	-----	---	-----



(e)	Amount spent on Impact Assessment, if applicable (Rs' 000):	Nil
(f)	Total amount spent for the Financial Year (8b+8c+8d+8e) (Rs' 000):	Rs. 15,100/-
(g)	Excess amount for set off, if any (Rs.' 000):	*Rs. 5,360.54/-

Sl. No.	Particulars	Amount (Rs.'000s)
(i)	Two percent of average net profit of the company as per section 135(5)	Rs. 10,701.08/-
(ii)	Total amount spent for the Financial Year	Rs. 15,100/-
(iii)	Excess amount spent for the financial year [(ii)-(i)]	*Rs. 5,360.54/-
(iv)	Surplus arising out of the CSR projects or programmes or activities of the previous financial years, if any	Nil
(v)	Amount available for set off in succeeding financial years [(iii)-(iv)]	*Rs. 5,360.54/-

** The Company has spent excess amount of ₹ 961.62 thousands during the previous year 2022-23. After availing set-off of the said amount, the Company was required to spend ₹ 9,739.46 thousands as CSR expenditure during the year, but the Company has actually spent ₹ 15,100 thousand. So, during the FY 2023-24, the Company spent excess amount of ₹ 5,360.54 thousand which it can set-off in succeeding financial years.*

- 9 (a) Details of Unspent CSR amount for the preceding three financial years: **Not Applicable**
- 9 (b) Details of CSR amount spent in the financial year for ongoing projects of the preceding financial year(s): **Not Applicable**



10	In case of creation or acquisition of capital asset, furnish the details relating to the asset so created or acquired through CSR spent in the financial year:		
(a)	Date of creation or acquisition of the capital asset(s)	:	Not Applicable
(b)	Amount of CSR spent for creation or acquisition of capital asset	:	Not Applicable
(c)	Details of the entity or public authority or beneficiary under whose name such capital asset is registered, their address etc.	:	Not Applicable
(d)	Provide details of the capital asset(s) created or acquired (including complete address and location of the capital asset)	:	Not Applicable
11	Specify the reason(s), if the company has failed to spend two per cent of the average net profit as per section 135(5)		Not Applicable

For and on behalf of the Board of Directors



Santoshkumar Pandey
Chairman
DIN 00294327

Place: Mumbai
Date: 02/09/2024

INDEPENDENT AUDITOR'S REPORT

To the Members of **CHARTERED FINANCE AND LEASING LIMITED**

Report on the Audit of the standalone financial statements

Opinion

We have audited the accompanying standalone financial statements of **CHARTERED FINANCE AND LEASING LIMITED** ("the Company"), which comprise the Balance Sheet as at **31st March, 2024**, the Statement of Profit and Loss (including Other Comprehensive Income), the Statement of Cash Flows and the Statement of Changes in Equity for the year then ended, and notes to the Ind AS standalone financial statements, including a summary of significant accounting policies and other explanatory information.

In our opinion and to the best of our information and according to the explanations given to us, the aforesaid standalone financial statements give the information required by the Companies Act, 2013, as amended (the "Act") in the manner so required and give a true and fair view in conformity with the Indian Accounting Standards prescribed under section 133 of the Act read with the Companies (Indian Accounting Standards) Rules, 2015, as amended, ("Ind AS") and other accounting principles generally accepted in India, of the state of affairs of the Company as at **31st March, 2024**, the profit and total comprehensive income, its cash flows and the changes in equity for the year ended on that date.

Basis for Opinion

We conducted our audit of the standalone financial statements in accordance with the Standards on Auditing (SAs), as specified under section 143(10) of the Act. Our responsibilities under those Standards are further described in the 'Auditor's Responsibilities for the Audit of the standalone financial statements section' of our report. We are independent of the Company in accordance with the Code of Ethics issued by the Institute of Chartered Accountants of India together with the ethical requirements that are relevant to our audit of the standalone financial statements under the provisions of the Act and the Rules thereunder, and we have fulfilled our other ethical responsibilities in accordance with these requirements and the Code of Ethics. We believe that the audit evidence we have obtained is sufficient and appropriate to provide a basis for our audit opinion on the standalone financial statements.

Key Audit Matters

Key audit matters are those matters that, in our professional judgment, were of most significance in our audit of the financial statements of the current period. These matters were addressed in the context of our audit of the financial statements, and in forming our opinion thereon, and we do not provide a separate opinion on these matters. We have determined that there are no key audit matters to communicate in our report.

Information other than the standalone financial statements and Auditor's Report Thereon

The Company's Board of Directors is responsible for the other information. The other information comprises the information included in the Annual report but does not include the standalone financial statements and our auditor's report thereon.



INDEPENDENT AUDITOR'S REPORT

To the Members of **CHARTERED FINANCE AND LEASING LIMITED**

Page 2 of 5

Our opinion on the standalone financial statements does not cover the other information and we do not express any form of assurance conclusion thereon.

In connection with our audit of the standalone financial statements, our responsibility is to read the other information and, in doing so, consider whether such other information is materially inconsistent with the standalone financial statements, or our knowledge obtained in the audit or otherwise appears to be materially misstated. If, based on the work we have performed, we conclude that there is a material misstatement of this other information, we are required to report that fact. We have nothing to report in this regard.

Responsibilities of Management and Those Charged with Governance for the standalone financial statements

The Company's Board of Directors is responsible for the matters stated in section 134(5) of the Act with respect to the preparation of these standalone financial statements that give a true and fair view of the financial position, financial performance of the Company in accordance with Accounting Standards specified under Section 133 of the Act, read with Rule 7 of the Companies (Accounts) Rules, 2014 and the accounting principles generally accepted in India.

This responsibility also includes maintenance of adequate accounting records in accordance with the provisions of the Act for safeguarding of the assets of the Company and for preventing and detecting frauds and other irregularities; selection and application of appropriate accounting policies; making judgments and estimates that are reasonable and prudent; and the design, implementation and maintenance of adequate internal financial controls, that were operating effectively for ensuring the accuracy and completeness of the accounting records, relevant to the preparation and presentation of the standalone financial statements that give a true and fair view and are free from material misstatement, whether due to fraud or error.

In preparing the standalone financial statements, management is responsible for assessing the Company's ability to continue as a going concern, disclosing, as applicable, matters related to going concern and using the going concern basis of accounting unless management either intends to liquidate the Company or to cease operations, or has no realistic alternative but to do so.

Those Board of Directors are also responsible for overseeing the Company's financial reporting process.

Auditor's Responsibilities for the Audit of the standalone financial statements

Our objectives are to obtain reasonable assurance about whether the standalone financial statements as a whole are free from material misstatement, whether due to fraud or error, and to issue an auditor's report that includes our opinion. Reasonable assurance is a high level of assurance, but is not a guarantee that an audit conducted in accordance with SAs will always detect a material misstatement when it exists. Misstatements can arise from fraud or error and are considered material if, individually or in the aggregate, they could reasonably be expected to influence the economic decisions of users taken on the basis of these standalone financial statements.



INDEPENDENT AUDITOR'S REPORT

To the Members of **CHARTERED FINANCE AND LEASING LIMITED**

Page 3 of 5

As part of an audit in accordance with SAs, we exercise professional judgment and maintain professional skepticism throughout the audit. We also:

- Identify and assess the risks of material misstatement of the standalone financial statements, whether due to fraud or error, design and perform audit procedures responsive to those risks, and obtain audit evidence that is sufficient and appropriate to provide a basis for our opinion. The risk of not detecting a material misstatement resulting from fraud is higher than for one resulting from error, as fraud may involve collusion, forgery, intentional omissions, misrepresentations, or the override of internal control.
- Obtain an understanding of internal control relevant to the audit in order to design audit procedures that are appropriate in the circumstances. Under section 143(3)(i) of the Act, we are also responsible for expressing our opinion on whether the Company has adequate internal financial control system in place and the operating effectiveness of such controls.
- Evaluate the appropriateness of accounting policies used and the reasonableness of accounting estimates and related disclosures made by management.
- Conclude on the appropriateness of management's use of the going concern basis of accounting and, based on the audit evidence obtained, whether a material uncertainty exists related to events or conditions that may cast significant doubt on the Company's ability to continue as a going concern. If we conclude that a material uncertainty exists, we are required to draw attention in our auditor's report to the related disclosures in the standalone financial statements or, if such disclosures are inadequate, to modify our opinion. Our conclusions are based on the audit evidence obtained up to the date of our auditor's report. However, future events or conditions may cause the Company to cease to continue as a going concern.
- Evaluate the overall presentation, structure, and content of the standalone financial statements, including the disclosures, and whether the standalone financial statements represent the underlying transactions and events in a manner that achieves fair presentation.

Materiality is the magnitude of misstatements in the standalone financial statements that, individually or in aggregate, makes it probable that the economic decisions of a reasonably knowledgeable user of the standalone financial statements may be influenced. We consider quantitative materiality and qualitative factors in (i) planning the scope of our audit work and in evaluating the results of our work; and (ii) to evaluate the effect of any identified misstatements in the standalone financial statements.

We communicate with those charged with governance regarding, among other matters, the planned scope and timing of the audit and significant audit findings, including any significant deficiencies in internal control that we identify during our audit.

We also provide those charged with governance with a statement that we have complied with relevant ethical requirements regarding independence, and to communicate with them all relationships and other matters that may reasonably be thought to bear on our independence, and where applicable, related safeguards.



INDEPENDENT AUDITOR'S REPORT

To the Members of **CHARTERED FINANCE AND LEASING LIMITED**

Page 4 of 5

Report on Other Legal and Regulatory Requirements

1. As required by the Companies (Auditor's Report) Order, 2020 ("the Order"), issued by the Central Government of India in terms of sub-section (11) of section 143 of the Act, we give in the "Annexure 1" a statement on the matters specified in paragraphs 3 and 4 of the Order.
2. As required by Section 143(3) of the Act, we report that:
 - (a) We have sought and obtained all the information and explanations which to the best of our knowledge and belief were necessary for the purposes of our audit.
 - (b) In our opinion, proper books of account as required by law have been kept by the Company so far as it appears from our examination of those books *except for the matters stated in paragraph 2(g)(vi) below on reporting under Rule 11(g)*.
 - (c) the Balance Sheet, the Statement of Profit and Loss including Other Comprehensive Income, the Statement of Cash Flow and Statement of Changes in Equity dealt with by this Report are in agreement with the books of account.
 - (d) In our opinion, the aforesaid Ind AS standalone financial statements comply with the Indian Accounting Standards prescribed under section 133 of the Act read with Rule 7 of the Companies (Accounts) Rules, 2014 and the Companies (Accounting standards) Amendment Rules, 2016.
 - (e) On the basis of the written representations received from the directors as on **31st March, 2024** taken on record by the Board of Directors, none of the directors as on **31st March, 2024** is disqualified as on from being appointed as a director in terms of Section 164 (2) of the Act.
 - (f) With respect to the adequacy of the internal financial controls over financial reporting of the Company and the operating effectiveness of such controls, refer to our separate Report in "Annexure 2". Our report expresses an unmodified opinion on the adequacy and operating effectiveness of the Company's internal financial controls over financial reporting.
 - (g) With respect to the other matters to be included in the Auditor's Report in accordance with Rule 11 of the Companies (Audit and Auditors) Rules, 2014, as amended in our opinion and to the best of our information and according to the explanations given to us:
 - i. The Company does not have any pending litigation which would impact its financial position.
 - ii. The Company did not have any long-term contracts including derivative contracts for which there were any foreseeable losses.
 - iii. There has been no delay in transferring amounts, required to be transferred, to the Investor Education and Protection Fund by the Company.



INDEPENDENT AUDITOR'S REPORT

To the Members of **CHARTERED FINANCE AND LEASING LIMITED**

Page 5 of 5

- iv. (a) The management has represented that, to the best of its knowledge and belief, no funds have been advanced or loaned or invested (either from borrowed funds or share premium or any other sources or kind of funds) by the Company to or in any other persons or entities, including foreign entities ("intermediaries"), with the understanding, whether recorded in writing or otherwise, that the Intermediary shall, whether, directly or indirectly, lend or invest in other persons or entities identified in any manner whatsoever by or on behalf of the Company ("ultimate Beneficiaries") or provide any guarantee, security or the like on behalf of the Ultimate Beneficiaries.
- (b) The management has represented that, to the best of its knowledge and belief, no funds have been received by the Company from any persons or entities, including foreign entities ("Funding Parties"), with the understanding, whether recorded in writing or otherwise, that the Company shall, whether, directly or indirectly, lend or invest in other persons or entities identified in any manner whatsoever by or on behalf of the Funding Party ("Ultimate Beneficiaries") or provide any guarantee, security or the like on behalf of the Ultimate Beneficiaries; and
- (c) Based on such audit procedures that we considered reasonable and appropriate in the circumstances, nothing has come to our notice that has caused us to believe that the representations under sub-clause (a) and (b) contain any material misstatement.
- v. The Company has not declared or paid any dividend during the year.
- vi. Based on our examination, the Company has used accounting software for maintaining its books of account, which has a feature of recording audit trail (edit log) facility, however the same has not operated during the year for transactions recorded in the respective software.

As proviso to Rule 3(1) of the Companies (Accounts) Rules, 2014 is applicable from 1st April, 2023, reporting under Rule 11(g) of the Companies (Audit and Auditors) Rules, 2014 on preservation of audit trail as per the statutory requirements for record retention is not applicable for the financial year ended 31st March, 2024.

3. The provisions of section 197 read with Schedule V to the Act are applicable only to public companies. Accordingly, the said section is not applicable to the company.

For KASG & Co
Chartered Accountants
Firm Registration. No.: 002228C



A handwritten signature in black ink, appearing to read "Roshan Kumar Bajaj".

CA. Roshan Kumar Bajaj
Partner
Membership No. 068523
UDIN: 24068523BKFDVB4656

Place: Kolkata
Date: 02-09-2024

ANNEXURE - 1 TO THE INDEPENDENT AUDITOR'S REPORT

Referred to in paragraph 1 under 'Report on Other Legal and Regulatory Requirements' section of our report to the Members of **CHARTERED FINANCE & LEASING LIMITED** of even date)

On the basis of such checks as we considered appropriate and according to the information and explanation given to us during the course of our audit, we report that:

1. (a) As the Company does not hold any property, plant and equipment, intangible assets, reporting under clause 3(i) (a) to (d) of the Order are not applicable.

(e) As per the information and explanations given to us by the management, no proceedings have been initiated during the year or are pending against the Company as at 31 March' 2024 for holding any benami property under the Benami Transactions (Prohibition) Act, 1988 (as amended in 2016) and rules made thereunder.

2. (a) Since the company does not have any inventories, paragraph 3(ii)(a) of the Companies (Auditor's Report) Order, 2020 is not applicable.

(b) The Company has been sanctioned working capital limits in excess of five crore rupees, in aggregate from banks on the basis of security of fixed deposit (assets) during the year. According to the information and explanation given to us by the management, the submission of quarterly returns or statements has not been mandated for the working capital facility and hence the Company has not filed any quarterly returns or statements with the bank.

3. As explained in note no. 1 to the standalone financial statements, the Company is a Non-Banking Financial Company – Investment and Credit Company ('NBFC-ICC') registered with the Reserve Bank of India ('RBI') and as a part of its business activities is engaged in the business of lending across various types of loans.

During the year, in the ordinary course of its business, the Company has made investments in, provided guarantee/security to and granted loans and advances in the nature of loans, secured and unsecured, to companies, firms, limited liability partnerships and other parties. With respect to such investments, guarantees/security and loans and advances:

- (a) The provisions of paragraph 3(iii)(a) of the Order are not applicable to the Company as its principal business is to give loans;
- (b) In our opinion, having regard to the nature of the Company's business, the investments made, guarantees provided, security given and the terms and conditions of the grant of all loans and advances in the nature of loans and guarantees provided are not prejudicial to the Company's interest;
- (c) In respect of loans and advances in the nature of loans (together referred to as 'loan assets'), the schedule of repayment of principal and payment of interest has been stipulated. Considering that the Company is a Non-Banking Financial Company engaged in the business of granting loans, the entity-wise details of the amount, due date for payment and extent of delay (that has been suggested in the Guidance Note on CARO 2020 issued by the Institute of Chartered Accountants of India for reporting under this clause) have not been detailed hereunder because it is not practicable to furnish such details owing to the voluminous nature of data generated in the normal course of the Company's business. Further, except for the instances where there are delays or defaults in repayment of principal and/or interest and in respect of which the Company has recognised necessary provisions in accordance with the principles of Indian Accounting



Standards (Ind AS) and the guidelines issued by The Reserve Bank of India (RBI) for Income Recognition and Asset Classification (which has been disclosed by the Company

in Note 50 to the standalone financial statements), the parties are repaying the principal amounts, as stipulated, and are also regular in payment of interest, as applicable.

- (d) In respect of following loans granted, which have been overdue for more than 90 days at the balance sheet date, as explained to us, the Management has taken reasonable steps for recovery of the principal amounts and interest:

No. of cases	Principal amount overdue (Rs. In '000)	Interest overdue (Rs. In '000)	Total overdue (Rs. In '000)	Remarks, if any
7	52,100	26,294.88	78,394.88	

- (e) The Company's principal business is to give loans, and hence reporting under clause (iii)(e) of the Order is not applicable.

- (f) The Company has granted Loans which are repayable on demand, details of which are given below:

(Rs. in '000)

Particulars	All Parties (including related entities)	Promoters	Related Parties
Aggregate of loans/advances in nature of loans			
- Repayable on demand	21,41,518.24	2,000.00	-
Percentage of loans/advances in nature of loans to the total loans	66.35%	0.06%	-

4. The Company has complied with the provisions of Sections 185 of the Companies Act, 2013 in respect of loans granted, investments made and guarantees and securities provided, as applicable. The Company has complied with section 186(1) of the Act in relation to investments made by the Company. The remaining provisions related to section 186 of the Act do not apply to the Company as it is an NBFC registered with the Reserve Bank of India ('RBI').
5. According to the information and explanations given to us, the Company has not accepted any deposit or amounts which are deemed to be deposits. Hence, reporting under clause (v) of the Order is not applicable.
6. The Maintenance of cost records has not been specified for the activities of the Company by the Central Government under section 148(1) of the Companies Act, 2013.
7. (a) According to the information and explanations given to us and the books and records examined by us, the company is regular in depositing with the appropriate authorities the undisputed statutory dues including Goods and Services Tax, employees' state insurance, Provident fund, income tax, cess and any other statutory dues as applicable to it.



According to the information and explanations given to us, no undisputed amounts payable in respect of Goods and Service tax, Employees' State Insurance, Income-tax, cess and other material statutory dues as applicable to it, were in arrears as at 31st March 2024 for a period of more than six months from the date they became payable.

(b) According to the information and explanations given to us, there are no statutory dues referred in sub-clause (a) above which have not been deposited on account of disputes as on March 31, 2024.

8. According to the information and explanation given to us, there were no transactions relating to previously unrecorded income that were surrendered or disclosed as income in the tax assessments under the Income Tax Act, 1961 (43 of 1961) during the year.

9. (a) According to the information and explanations provided to us, In our opinion, the Company has not defaulted in the repayment of loans or other borrowings or in the payment of interest thereon to any lender during the year.

(b) According to the information and explanations provided to us the Company has not been declared wilful defaulter by any bank or financial institution or government or any government authority.

(c) According to the information and explanations provided to us, the Company has not taken any term loan during the year and there are no unutilised term loans at the beginning of the year and hence, reporting under clause 3(ix)(c) of the Order is not applicable.

(d) On an overall examination of the financial statements of the Company, funds raised on short-term basis have, prima facie, not been used during the year for long-term purposes by the Company.

(e) According to the information and explanation given to us, the company has not taken any funds from any entity or person on account of or to meet the obligations of its subsidiary.

(f) According to the information and explanation given to us, the Company has not raised any fund during the year by pledging securities held in their subsidiary.

10. (a) According to the information and explanation given to us, the Company has not raised moneys by way of initial public offer or further public offer (including debt instruments) during the year and hence reporting under clause (x)(a) of the Order is not applicable.

(b) The Company has made preferential allotment of Optionally Convertible Debentures on private placement basis during the year. For such allotment of debentures, the company has complied with the requirements of Section 42 of the Companies Act' 2013, and the funds raised, prima facie, have been applied by the Company during the year for the purposes for which the funds were raised. The company has not made any preferential allotment or private placement of shares during the year.

11. (a) According to the information and explanations given to us, and to the best of our knowledge, no fraud by the Company and no material fraud on the Company has been noticed or reported during the year.

(b) According to the information and explanations given to us, and to the best of our knowledge, no report under sub-section (12) of section 143 of the Companies Act has been filed in Form ADT-4 as prescribed under rule 13 of Companies (Audit and Auditors) Rules, 2014 with the Central Government, during the year and upto the date of this report.

(c) As represented to us by the Management, there were no whistle blower complaints received by the company during the year.

12. In our opinion and according to the information and the explanations given to us, the Company is not a nidhi company. Accordingly, clause 3(xii) of the Order is not applicable.



13. According to the information and explanations given to us and based on our examination of the records of the Company, transactions with related parties are in compliance with the provisions of Sections 177 and 188 of the Act where applicable and details of such related party transactions have been disclosed in the financial statements as required by the applicable accounting standards.
14. Based on information and explanations provided to us and our audit procedures, in our opinion, the Company is not required any internal audit system commensurate with the size and nature of its business. Accordingly, provisions of clause 3(xiv) of the Order are not applicable.
15. In our opinion during the year the Company has not entered into any non-cash transactions with its directors or persons connected with its directors and hence provisions of section 192 of the Companies Act, 2013 are not applicable to the Company. Hence, reporting under clause 3(xv) is not applicable.
16. (a) The Company is required to be registered as a non-banking financing company under section 45-IA of the Reserve Bank of India Act, 1934 and the company had obtained the certificate of registration issued by Reserve Bank of India.
- (b) The Company has not conducted any Non – Banking Financial activities without a valid Certificate of registration from Reserve Bank of India as per the Reserve Bank of India Act, 1934.
- (c) The Company is not a Core Investment Company (CIC) as defined in the regulations made by the Reserve Bank of India. Accordingly, the reporting under clause 3(xvi)(c) of the Order is not applicable to the Company.
- (d) According to the information and explanations given to us and on the basis of our examination of the records, there is no company in the group which registered as Core Investment Company (CIC) as defined in the regulation made by the Reserve Bank of India. the reporting under clause 3(xvi)(d) of the Order is not applicable to the Company.
17. The Company has not incurred any cash losses in the current financial year i.e., FY 2023-24 and during the immediately preceding financial year i.e., F.Y 2022-23.
18. There has been no resignation of the statutory auditors of the Company during the year.
19. On the basis of the financial ratios, ageing and expected dates of realization of financial assets and payment of financial liabilities, other information accompanying the financial statements and our knowledge of the Board of Directors and Management plans and based on our examination of the evidence supporting the assumptions, nothing has come to our attention, which causes us to believe that any material uncertainty exists as on the date of the audit report indicating that Company is not capable of meeting its liabilities existing at the date of balance sheet as and when they fall due within a period of one year from the balance sheet date. We, however, state that this is not an assurance as to the future viability of the company. We further state that our reporting is based on the facts up to the date of the audit report and we neither give any guarantee nor any assurance that all liabilities falling due within a period of one year from the balance sheet date, will get discharged by the Company as and when they fall due.



20. The Company has fully spent the required amount towards Corporate Social Responsibility (CSR) and there are no unspent CSR amount for the year requiring a transfer to a Fund specified in Schedule VII to the Companies Act or special account in compliance with the provision of sub-section (6) of section 135 of the said Act. Accordingly, reporting under clause (xx) of the Order is not applicable for the year.
21. Based on the review of the audit reports issued by the respective statutory auditors of the subsidiaries and associate, which are companies incorporated in India and to which CARO is applicable, included in the consolidated financial statements, we report that none of these auditors have reported any qualifications or adverse remarks in their CARO report of the respective companies.

Place: Kolkata
Date: 02-09-2024



For KASG & Co.
Chartered Accountants
Firm's Reg. No.: 002228C

CA. Roshan Kumar Bajaj
Partner
Membership No. 068523
UDIN: 24068523BKFDVB4656

ANNEXURE - 2 TO THE INDEPENDENT AUDITOR'S REPORT

(Referred to in paragraph 2(f) under the heading 'Report on Other Legal and Regulatory Requirements' of our report of even date)

We have audited the internal financial controls over financial reporting of **CHARTERED FINANCE & LEASING LIMITED** ("the Company") as of 31 March 2024 in conjunction with our audit of the standalone financial statements of the Company for the year ended on that date.

Management's Responsibility for Internal Financial Controls

The Company's management is responsible for establishing and maintaining internal financial controls based on the internal control over financial reporting criteria established by the Company considering the essential components of internal control stated in the Guidance Note on Audit of Internal Financial Controls Over Financial Reporting (the "Guidance Note") issued by the Institute of Chartered Accountants of India (ICAI). These responsibilities include the design, implementation and maintenance of adequate internal financial controls that were operating effectively for ensuring the orderly and efficient conduct of its business, including adherence to Company's policies, the safeguarding of its assets, the prevention and detection of frauds and errors, the accuracy and completeness of the accounting records, and the timely preparation of reliable financial information, as required under the Act.

Auditor's Responsibility

Our responsibility is to express an opinion on the Company's internal financial controls with reference to these standalone financial statements based on our audit. We conducted our audit in accordance with the Guidance Note on "Audit of Internal Financial Controls Over Financial Reporting" (the "Guidance Note") issued by the Institute of Chartered Accountants of India and the Standards on Auditing prescribed under Section 143(10) of the Companies Act, 2013, to the extent applicable to an audit of internal financial controls. Those Standards and the Guidance Note require that we comply with ethical requirements and plan and perform the audit to obtain reasonable assurance about whether adequate internal financial controls with reference to these financial statements was established and maintained and if such controls operated effectively in all material respects.

Our audit involves performing procedures to obtain audit evidence about the adequacy of the internal financial controls with reference to these standalone financial statements and their operating effectiveness. Our audit of internal financial controls with reference to these standalone financial statements included obtaining an understanding of internal financial controls with reference to these standalone financial statements, assessing the risk that a material weakness exists, and testing and evaluating the design and operating effectiveness of internal control based on the assessed risk. The procedures selected depend on the auditor's judgment, including the assessment of the risks of material misstatement of the standalone financial statements, whether due to fraud or error.

We believe that the audit evidence obtained by us is sufficient and appropriate to provide a basis for our audit opinion on the Company's internal financial controls with reference to these standalone financial statements.

Meaning of Internal Financial Controls with reference to standalone financial statements

A company's internal financial control with reference to standalone financial statements is a process designed to provide reasonable assurance regarding the reliability of financial reporting and the preparation of financial statements for external purposes in accordance with generally accepted accounting principles. A company's internal financial control with reference to standalone financial statements includes those policies and procedures that (1) pertain to the maintenance of records that, in reasonable detail, accurately and fairly reflect the transactions and dispositions of the assets of the company; (2) provide reasonable assurance that transactions are recorded as necessary to permit



preparation of financial statements in accordance with generally accepted accounting principles, and that receipts and expenditures of the company are being made only in accordance with authorisations of management and directors of the company; and (3) provide reasonable assurance regarding prevention or timely detection of unauthorised acquisition, use, or disposition of the company's assets that could have a material effect on the financial statements.

Inherent Limitations of Internal Financial Controls with reference to standalone financial statements

Because of the inherent limitations of internal financial controls with reference to standalone financial statements, including the possibility of collusion or improper management override of controls, material misstatements due to error or fraud may occur and not be detected. Also, projections of any evaluation of the internal financial controls with reference to standalone financial statements to future periods are subject to the risk that the internal financial control with reference to standalone financial statements may become inadequate because of changes in conditions, or that the degree of compliance with the policies or procedures may deteriorate.

Opinion

In our opinion, the Company has, in all material respects, adequate internal financial controls with reference to standalone financial statements and such internal financial controls with reference to standalone financial statements were operating effectively as at 31 March, 2024, based on the internal financial control with reference to standalone financial statements criteria established by the Company considering the essential components of internal control stated in the Guidance Note on Audit of Internal Financial Control Over Financial Reporting issued by the Institute of Chartered Accountants of India.

Place: Kolkata
Date: 02-09-2024



For KASG & Co
Chartered Accountants
Firm Registration. No.: 002228C

CA. Roshan Kumar Bajaj
Partner
Membership No. 068523
UDIN: 24068523BKFDVB4656

CHARTERED FINANCE & LEASING LIMITED
CIN: U65999MH1994PLC416802
Standalone Ind AS Balance Sheet as at March 31, 2024

Amount in Rs.'000

	Particulars	Note No	As at March 31, 2024	As at March 31, 2023
	ASSETS			
(I)	Financial assets			
	(a) Cash and cash equivalents	4	14,578.57	9,383.24
	(b) Bank balance other than (a) above	5	5,27,991.27	-
	(c) Loans	6	32,27,492.89	27,68,608.32
	(d) Investments	7	1,25,53,343.43	78,93,043.40
	(e) Other financial assets	8	6,66,972.05	4,34,448.10
	Total financial assets		1,69,90,378.21	1,11,05,483.06
(II)	Non-financial assets			
	(a) Current tax assets (net)	9	27,694.18	34,894.13
	(b) Other non-financial assets	10	51,681.98	50,095.31
	Total non-financial assets		79,376.16	84,989.45
	Total Assets (I+II)		1,70,69,754.37	1,11,90,472.51
	EQUITY AND LIABILITIES			
	Liabilities			
(I)	Financial Liabilities			
	(a) Debt securities	11	13,03,043.66	15,64,100.00
	(b) Borrowings (Other than debt securities)	12	4,88,477.67	50,000.00
	(c) Subordinated liabilities	13	33,500.00	33,500.00
	(d) Other financial liabilities	14	2,59,441.15	24,749.14
	Total financial liabilities		20,84,462.49	16,72,349.14
(II)	Non-financial liabilities			
	(a) Provisions	15	204.05	-
	(b) Deferred tax liabilities (net)	16	5,48,246.83	42,408.53
	(c) Other non-financial liabilities	17	11,66,869.56	584.86
	Total non-financial liabilities		17,15,320.45	42,993.38
(III)	Equity			
	(a) Equity share capital	18	24,328.80	24,328.80
	(b) Other equity	19	1,32,45,642.63	94,50,801.19
	Total equity		1,32,69,971.43	94,75,129.99
	Total liabilities and equity (I+II+III)		1,70,69,754.37	1,11,90,472.51
	Material Accounting Policies Information	1 to 3		
	Notes to the Standalone Ind AS Financial Statements as at and for the year ended 31st March, 2024	4 to 51		

As per our report of even date
For KASG & Co.
Chartered Accountants
Firm Registration No.002228C

For and on behalf of the Board of Directors of
Chartered Finance & Leasing Limited

Roshan Kumar Bajaj



CA. Roshan Kumar Bajaj
Partner
Membership No.068523

Sanjay Kothari



Sanjay Kothari
DIN: 00258316
Director

Santosh Kumar Pandey

Santosh Kumar Pandey
DIN: 00294327
Director

Place: *Kolkata*
Date: *07 SEP 2024*

CHARTERED FINANCE & LEASING LIMITED

CIN: U65999MH1994PLC416802

Standalone Ind AS Statement of Profit and Loss for the year ended March 31, 2024

Amount in Rs.'000

	Particulars	Note No	For the year ended 31st March, 2024	For the year ended 31st March, 2023
(I)	Revenue from operations			
	(a) Interest Income	20	3,87,737.27	3,05,577.62
	(b) Dividend income	21	41,955.24	37,163.50
	(c) Net gain on fair value changes	22	3,49,359.59	1,20,034.96
	(d) Other operating income	23	55,866.00	63,667.50
	Total Revenue from operations		8,34,918.10	5,26,443.57
(II)	Other Income	24	4,50,708.27	1,302.82
(III)	Total Income (I + II)		12,85,626.37	5,27,746.39
	Expenses			
	(a) Finance costs	25	3,41,225.60	39,398.52
	(b) Net loss on fair value change	26	-	29.31
	(c) Net loss on derecognition of financial instruments	27	-	1.50
	(d) Impairment on financial instrument	28	241.96	-
	(e) Employee benefits expense	29	8,503.94	2,397.05
	(f) Depreciation, amortisation and impairment	30	-	121.96
	(g) Other expenses	31	33,061.52	23,673.13
(IV)	Total Expenses		3,83,033.03	65,621.47
(V)	Profit / (Loss) before tax (III - IV)		9,02,593.34	4,62,124.92
(VI)	Tax Expense:			
	-Current tax	35	3,39,977.15	1,14,374.86
	-Deferred tax (credit)/charge	16.1	1,11,540.66	13,224.71
	-Income tax relating to earlier year		47.76	-
			4,51,565.56	1,27,599.57
(VII)	Profit / (Loss) for the year (V - VI)		4,51,027.78	3,34,525.35
(VIII)	Other Comprehensive Income			
	(i) Items that will not be reclassified to profit or loss			
	- Change in fair value of investments in equity		24,58,497.24	(1,08,078.27)
	- Gain on derecognition of financial instruments		12,79,674.85	(6,624.84)
	- Re-measurement of defined benefit plans		(4.11)	-
	(ii) Income tax relating to above		3,94,297.65	(68,601.07)
	Total Other Comprehensive Income		33,43,870.33	(46,102.04)
	Less - Reclassified to Retained Earnings		-	-
	Total Other Comprehensive Income (i - ii)		33,43,870.33	(46,102.04)
(IX)	Total Comprehensive Income for the period (VII + VIII)		37,94,898.12	2,88,423.31
(X)	Earnings per equity share			
	- Basic (In Rs.)	32	185.39	137.50
	- Diluted (In Rs.)	32	185.39	137.50
	Material Accounting Policies Information	1 to 3		
	Notes to the Standalone Ind AS Financial Statements as at and for the year ended 31st March, 2024	4 to 51		

As per our report of even date

For KASG & Co.

Chartered Accountants

Firm Registration No.002228C

Rohan Kumar Bajaj

CA. Roshan Kumar Bajaj

Partner

Membership No.068523



For and on behalf of the Board of Directors of

Chartered Finance & Leasing Limited

Sanjay Kothari

Sanjay Kothari

DIN: 00258316

Director



Santosh Kumar Pandey

Santosh Kumar Pandey

DIN: 00294327

Director

Place: Kolkata

Date:

02 SEP 2024

CHARTERED FINANCE & LEASING LIMITED

CIN: U65999MH1994PLC416802

Standalone Ind AS Cash Flow Statement for the year ended March 31, 2024

Amount in Rs.'000

Particulars	For the year ended 31st March, 2024	For the year ended 31st March, 2023
(A). Cash flow from operating activities		
Profit before Tax	9,02,593.34	4,62,124.92
Adjustments for:		
Depreciation	-	121.96
Net gain on derecognition of property, plant & equipment	-	741.69
Net gain on fair value changes of financial instruments	3,49,359.59	1,20,034.96
Interest on income tax refund	1,089.20	-
Interest on fixed deposit	32,939.46	5.31
Unearned finance income	4,48,980.64	-
Provision for gratuity	143.27	-
Impairment on financial instruments	241.96	-
Interest on overdraft facility	1,212.29	-
Finance cost	3,31,155.78	-
Operating Profit before Working Capital changes	4,02,691.20	3,41,464.93
(Increase)/ Decrease in loans	(4,58,884.57)	(12,27,216.53)
(Increase)/ Decrease in other financial assets	(2,32,765.91)	1,84,443.31
(Increase)/ Decrease in current tax assets	(43,835.74)	(41,684.86)
(Increase)/ Decrease in other non-financial assets	(1,586.67)	233.81
Increase/ (Decrease) in other financial liabilities	2,33,479.73	(20,231.47)
Increase/ (Decrease) in other non-financial liabilities	16,15,265.35	(6,964.11)
Increase/ (Decrease) in provisions	286.55	-
Increase/ (Decrease) in borrowings	1,07,321.89	(4,54,092.51)
Increase/ (Decrease) in debt securities	(2,61,056.34)	64,100.00
(Increase)/ Decrease in investments	(5,72,768.34)	11,29,308.24
Cash generated from Operations	7,88,147.15	(30,639.19)
Less: Direct Taxes paid (Net)	2,87,900.00	76,000.00
Net cash flow from Operating activities	5,00,247.15	(1,06,639.19)
(B). Cash flow from investing activities		
(Purchase)/sale of property, plant and equipment	-	1,172.19
Fixed Deposits (made)/redeemed during the year	(5,27,991.27)	100.00
Interest on fixed deposit	32,939.46	5.31
Net Cash used in Investing activities	(4,95,051.82)	1,277.50
(C). Cash flow from financing activities		
Net cash flow from Financing activities	-	-
Cash and Cash equivalents (A+B+C)	5,195.33	(1,05,361.69)
Cash and Cash equivalents as at 1st April	9,383.24	1,14,744.94
Cash and Cash equivalents as at 31st March	14,578.57	9,383.24

Notes:

1. The above Cash flow statement has been prepared under the indirect method as set out in the Ind AS 7 - "Statement of Cash Flows" as notified under Companies (Accounts) Rules, 2015.

2. Cash and cash equivalents as at the Balance Sheet date consists of:

Particulars	As at March 31, 2024	As at March 31, 2023
Cash on hand	899.25	961.17
Balances with banks:		
In current accounts	13,679.33	8,422.07
In fixed deposits account with original maturity within 3 months	-	-
TOTAL	14,578.57	9,383.24

As per our report of even date

For KASG & Co.

Chartered Accountants

Firm Registration No.002228C

Roshan Kumar Bajaj

CA. Roshan Kumar Bajaj

Partner

Membership No.068523



Sanjay Kothari

Sanjay Kothari

DIN: 00258316

Director

For and on behalf of the Board of Directors of

Chartered Finance & Leasing Limited

Santosh Kumar Pandey

Santosh Kumar Pandey

DIN: 00294327

Director

Place: *Kolkata*

Date: *02 SEP 2024*

CHARTERED FINANCE & LEASING LIMITED
CIN: U65999MH1994PLC416802
Statement of changes in Equity for the period ended 31st March, 2024

A. Equity Share Capital

Amount in Rs.'000

Current reporting period: 23-24

Particulars	Balance as at April 1, 2023	Issued during the year	Balance as at March 31, 2024
Equity Share of ₹ 10/- each issued, subscribed and fully paid	24,328.80	-	24,328.80

B. Other Equity

Current reporting period: 23-24

Particulars	Reserves and surplus						Items of Other comprehensive Income		Total
	Special Reserve (in terms of Section 451C of Reserve Bank of India Act, 1934)	Impairment reserve	Retained Earnings	Securities Premium	General Reserve	Capital Redemption Reserve	Capital Reserve	Other components of equity	
Balance as at 1st April, 2023	6,15,047.78	39,690.35	69,19,777.32	11,02,946.98	30.00	31,268.28	84,071.35	6,57,969.12	94,50,801.19
Total comprehensive income during the year	-	-	4,51,027.78	-	-	-	-	33,43,870.33	37,94,898.12
Transfer from provisions to impairment reserve (as per RBI guidelines)	-	-	-	-	-	-	-	-	-
Transfer from retained earnings to impairment reserve	-	2,574.11	(2,574.11)	-	-	-	-	-	-
Deferred tax on impairment reserve	-	(647.85)	647.85	-	-	-	-	-	-
Transfer from retained earning to special reserves	90,205.56	-	(90,205.56)	-	-	-	-	-	-
Adjustment for gratuity	-	-	(52.56)	-	-	-	-	(4.11)	(52.56)
Re-measurement of defined benefit plans	-	-	13,24,505.41	-	-	-	-	(13,24,505.41)	(4.11)
Transfer from OCI to retained earning	-	-	86,03,126.15	11,02,946.98	30.00	31,268.28	84,071.35	26,77,329.93	1,32,45,642.63
Balance as at 31st March, 2024	7,05,253.34	41,616.60	86,03,126.15	11,02,946.98	30.00	31,268.28	84,071.35	26,77,329.93	1,32,45,642.63



CHARTERED FINANCE & LEASING LIMITED
CIN: U65999MH1994PLC416802
Statement of changes in Equity for the period ended 31st March, 2024

A. Equity Share Capital

Amount in Rs.'000

Previous reporting period: 2022-23

Particulars	Balance as at April 1, 2022	Issued during the year	Balance as at March 31, 2023
Equity Share of ₹ 10/- each issued, subscribed and fully paid	24,328.80	-	24,328.80

B. Other Equity

Previous reporting period: 2022-23

Particulars	Reserves and surplus						Items of Other comprehensive Income	Total
	Special Reserve (in terms of Section 45IC of Reserve Bank of India Act, 1934)	Impairment reserve	Retained Earnings	Securities Premium	General Reserve	Capital Redemption Reserve		
Balance as at 1st April, 2022	5,48,142.71	-	65,15,228.27	11,02,946.98	30.00	31,268.28	84,071.35	91,35,672.57
Total comprehensive income during the year	-	-	3,34,525.35	-	-	-	-	8,53,984.99
Transfer from provisions to impairment reserve (as per RBI guidelines)	-	26,705.30	-	-	-	-	-	(46,102.04)
Transfer from retained earnings to impairment reserve	-	17,352.27	(17,352.27)	-	-	-	-	-
Deferred tax on impairment reserve	-	(4,367.22)	4,367.22	-	-	-	-	-
Transfer from retained earning to special	66,905.07	-	(66,905.07)	-	-	-	-	-
Transfer from OCI to retained earning	-	-	1,49,913.82	-	-	-	-	(1,49,913.82)
Balance as at 31st March, 2023	6,15,047.78	39,690.35	69,19,777.32	11,02,946.98	30.00	31,268.28	84,071.35	94,50,801.19

As per our report of even date

For KASG & Co.
Chartered Accountants
Firm Registration No.002228C



Adar Kumar Bajaj
CA. Roshan Kumar Bajaj
Partner
Membership No.068523

Place: Kolkata
Date: 02 SEP 2024

For and on behalf of the Board of Directors of
Chartered Finance & Leasing Limited



Sanjay Kothari
Sanjay Kothari
DIN: 00258316
Director

Santosh Kumar Pandey
Santosh Kumar Pandey
DIN: 00294327
Director

CHARTERED FINANCE & LEASING LIMITED

CIN: U65999MH1994PLC416802

Notes to the Standalone Ind AS Financial Statements as at and for the year ended March 31, 2024

1 Corporate Information

Chartered Finance and Leasing Limited (the 'Company') is a public limited company domiciled in India and incorporated under the provisions of Companies Act, 1956. The Company operates as an Investment Company and is consequently registered as a Non-Banking Financial Institution – Investment and Credit Company ('NBFC-ICC') with the Reserve Bank of India (RBI). The Company's registered office is at A-1404, 14th Floor Naman Midtown, Near India Bulls, Senapati Bapat Marg, Prabhadevi, Mumbai, Maharashtra, India, 400013.

2 Basis of Preparation of financial statements and compliance with Indian Accounting Standards "Ind-AS"

These financial statements have been prepared in accordance with Indian Accounting Standards (Ind AS) notified under section 133 of the Companies Act, 2013 ('the Act') read together with the Companies (Indian Accounting Standards) Rules, 2015, as amended from time to time, other relevant provisions of the Act and the RBI guidelines/regulations to the extent applicable on an accrual basis.

The financial statements have been prepared on a historical cost basis, except for certain financial assets and financial liabilities that are measured at fair value.

The Company prepares and present its Balance Sheet, the Statement of Profit and Loss and the Statement of Changes in Equity in the format prescribed by Division III of Schedule III to the Act. The Statement of Cash Flows has been prepared and presented as per the requirements of Ind AS 7 'Statement of Cash Flows'.

3 Summary of material accounting policies followed by the Company

A Use of estimates

Estimates and assumptions used in the preparation of the financial statements and disclosures are based upon management's evaluation of the relevant facts and circumstances as of the date of the financial statements, which may differ from the actual results at a subsequent date.

B Revenue recognition

(i) Income

The Company recognises income on accrual basis to the extent that it is probable that the economic benefits will flow to the Company and the revenue can be reliably measured. However, where the ultimate collection of revenue lacks reasonable certainty, revenue recognition is postponed.

(ii) Interest income

Interest income from financial instruments is recognised using the effective interest rate (EIR) method. The effective interest rate is the rate that exactly discounts estimated future cash receipts through the expected life of the financial asset to the gross carrying amount of a financial asset. When calculating the effective interest rate, the Company estimates the expected cash flows by considering all the contractual terms of the financial instrument but does not consider the expected credit losses.

The EIR (and therefore, the amortised cost of the asset) is calculated by taking into account any discount or premium on acquisition, fees and costs that are an integral part of the EIR. The Company recognises interest income using a rate of return that represents the best estimate of a constant rate of return over the expected life of the instrument. Hence, it recognises the effect of potentially different interest rates charged at various stages, if any, and other characteristics of the product life cycle (including prepayments, penalty interest and charges).

If expectations regarding the cash flows on the financial asset are revised for reasons other than credit risk, The adjustment is booked as a positive or negative adjustment to the carrying amount of the asset in the Balance Sheet with an increase or reduction in interest income. The adjustment is subsequently amortised through Interest income in the Statement of Profit and Loss.

(iii) Dividends

Dividends are recognised in the Statement of Profit and Loss only when the right to receive payment is established, and it is probable that the economic benefits associated with the dividend will flow to the Company and that the amount of the dividend can be measured reliably.

(iv) Other income

The Company recognises other income on accrual basis as it becomes due.



CHARTERED FINANCE & LEASING LIMITED

CIN: U65999MH1994PLC416802

Notes to the Standalone Ind AS Financial Statements as at and for the year ended March 31, 2024

C. Investment

(i) Investment in subsidiaries & associate

Investments in subsidiaries and associate are recognised at cost and not adjusted to fair value at the end of each reporting period. Cost represents amount paid for acquisition of the said investments.

The Company assesses at the end of each reporting period, if there are any indications that the said investments may be impaired. If so, the Company estimates the recoverable value/amount of the investment and provides for impairment, if any i.e. the deficit in the recoverable value over cost.

(ii) Other investments and financial assets

Classification

The Company classifies its financial assets in the following measurement categories:

> those to be measured subsequently at fair value (either through other comprehensive income (FVTOCI), or through profit or loss(FVTPL)), and

> those measured at amortised cost.

The classification is done depending upon the Company's business model for managing the financial assets and the contractual terms of the cash flows.

For assets classified as 'measured at fair value', gains and losses will either be recorded in profit or loss or other comprehensive income, as elected. For assets classified as 'measured at amortised cost', this will depend on the business model and contractual terms of the cash flows.

Measurement

Initial Measurement:

Financial assets are initially recognised on the trade date, i.e., the date that the Company becomes a party to the contractual provisions of the instrument. At initial recognition, the Company measures a financial asset at its fair value including, in the case of 'a financial asset not at fair value through profit or loss', transaction costs that are directly attributable to the acquisition of the financial asset. Transaction costs of financial assets carried at 'fair value through profit or loss' are expensed in profit or loss.

Subsequent Measurement:

Subsequent measurement of financial assets depends on the Company's business model for managing the financial asset and the cash flow characteristics of the financial asset. There are three measurement categories into which the Company classifies its financial instruments:

Subsequently measured at amortised cost:

Financial assets that are held for collection of contractual cash flows where those cash flows represent solely payments of principal and interest or convertible into equity on a future date are measured at amortised cost e.g. Debentures, Preference Shares, Bonds etc. A gain or loss on a financial asset that is subsequently measured at amortised cost is recognised in the Statement of Profit and Loss when the asset is derecognised or impaired. Interest income from these financial assets is included in investment income using the effective interest rate method.

Subsequently measured at fair value through profit or loss:


Financial assets that do not meet the criteria for amortised cost, are measured at fair value through profit or loss e.g. investments in mutual funds. A gain or loss on a financial asset that is subsequently measured at fair value through profit or loss is recognised in profit or loss and presented net in the Statement of Profit and Loss within other gains/(losses) in the period in which it arises.

Equity instruments subsequently measured at fair value through other comprehensive income

The Company subsequently measures all equity investments at fair value through profit or loss, unless the Company's Management has elected to classify irrevocably some of its equity investments as equity instruments at FVTOCI, when such instruments meet the definition of definition of Equity under Ind AS 32

Financial Instruments: Presentation. Such classification is determined on an instrument-by-instrument basis.

Gains and losses on these equity instruments are never recycled to Statement of Profit and Loss. Dividends are recognised in Statement of Profit and Loss as dividend income when the right of the payment has been established, except when the Company benefits from such proceeds as a recovery of part of the cost of the instrument, in which case, such gains are recorded in OCI. Equity instruments at FVTOCI are not subject to an impairment assessment.



CHARTERED FINANCE & LEASING LIMITED

CIN: U65999MH1994PLC416802

Notes to the Standalone Ind AS Financial Statements as at and for the year ended March 31, 2024

Business model assessment

The Company determines its business model at the level that best reflects how it manages groups of financial assets to achieve its business objective.

The Company's business model is not assessed on an instrument-by-instrument basis, but at a higher level of aggregated portfolios and is based on observable factors such as:

- > How the performance of the business model and the financial assets held within that business model are evaluated and reported to the entity's key management personnel
- > The risks that affect the performance of the business model (and the financial assets held within that business model) and, in particular, the way those risks are managed
- > The expected frequency, value and timing of sales are also important aspects of the Company's assessment

If cash flows after initial recognition are realised in a way that is different from the Company's original expectations, the Company does not change the classification of the remaining financial assets held in that business model, but incorporates such information when assessing newly originated or newly purchased financial assets going forward.

The SPPI test (Solely Payments of Principal and Interest)

As a second step of its classification process the Company assesses the contractual terms of financial assets to identify whether they meet the SPPI test.

'Principal' for the purpose of this test is defined as the fair value of the financial assets at initial recognition and may change over the life of the financial asset.

The most significant elements of interest within a lending arrangement are typically the consideration for the time value of money and credit risk.

(iii) Impairment of financial assets

The Company assesses on a forward looking basis the expected credit losses associated with its assets carried at amortised cost. The impairment methodology applied depends on whether there has been a significant increase in credit risk and if so, assess the need to provide for the same in the Statement of Profit and Loss.

The Company follows 'simplified approach' for recognition of impairment loss allowance on trade receivables.

The application of simplified approach does not require the Company to track changes in credit risk.

Rather, it recognises impairment loss allowance based on lifetime ECLs at each reporting date, right from its initial recognition.

Lifetime ECL are the expected credit losses resulting from all possible default events over the expected life of a financial instrument.

Since the Company makes investments in highly rated fixed income securities, which are categorised as 'subsequently measured at amortised cost', the risk parameters such as tenor, the probability of default corresponding to the credit rating by rating agency (viz. CRISIL, ICRA), for each of these instruments is considered in estimating the probable credit loss over life time of such securities.

ECL impairment loss allowance (or reversal) is recognised during the period only if material and is recognised as income/expense in the Statement of Profit and Loss. This amount is reflected under the head 'Impairment on financial instruments' in the Statement of Profit and Loss.

Financial assets measured at amortised cost and revenue receivables: ECL is presented as an allowance, i.e., as an integral part of the measurement of those assets in the Balance Sheet. The allowance reduces the net carrying amount. Until the asset meets write-off criteria, the Company does not reduce impairment allowance from the gross carrying amount.

(iv) Reclassification of financial assets and liabilities

The Company does not reclassify its financial assets subsequent to their initial recognition, apart from the exceptional circumstances in which the Company acquires, disposes of, or terminates a business line. Financial liabilities are never reclassified. The Company did not reclassify any of its financial assets or liabilities.

(v) Derecognition of financial assets

A financial asset is derecognised only when Company has transferred the rights to receive cash flows from the financial asset. Where the entity has transferred an asset, the Company evaluates whether it has transferred substantially all risks and rewards of ownership of the financial asset. In such cases, the financial asset is derecognised.

D Financial liabilities

A financial liability is derecognised when the obligation under the liability is discharged, cancelled or expires.



CHARTERED FINANCE & LEASING LIMITED

CIN: U65999MH1994PLC416802

Notes to the Standalone Ind AS Financial Statements as at and for the year ended March 31, 2024

E Taxation

- (i) Current income tax assets and liabilities are measured at the amount expected to be recovered from or paid to the taxation authorities, in accordance with the Income Tax Act, 1961 and the Income computation and Disclosure Standards prescribed therein. The tax rates and tax laws used to compute the amount are those that are enacted or substantively enacted, at the reporting date. Management periodically evaluates positions taken in the tax returns with respect to situations in which applicable tax regulations are subject to interpretation and establishes provisions where appropriate.
- (ii) Current income tax relating to items recognised outside profit or loss is recognised outside profit or loss (either in other comprehensive income or in equity). Current tax items are recognised in correlation to the underlying transaction either in other comprehensive income or directly in equity.
- (iii) Company has elected to exercise the option permitted under section 115BAA of the Income Tax Act, 1961 as introduced by the Taxation Laws (Amendment) Ordinance, 2019 and recognized the tax provision for the year ended 31st March, 2022 on the basis of rates prescribed in that section.
- (iv) Deferred tax is provided using the liability method on temporary differences arising between the tax base of assets and liabilities and their carrying amounts in the financial statements. Deferred tax is determined using tax rates that have been enacted or substantially enacted by the end of the reporting period and are expected to apply when the related deferred tax asset is realised or the deferred tax liability is settled.
- (v) The carrying amount of deferred tax assets is reviewed at each reporting date and reduced to the extent that it is no longer probable that sufficient taxable profit will be available to allow all or part of the deferred tax asset to be utilised. Unrecognised deferred tax assets are re-assessed at each reporting date and are recognised to the extent that it has become probable that future taxable profits will allow the deferred tax asset to be recovered. Deferred tax assets are recognised for all deductible temporary differences and unused tax losses only if it is probable that future taxable amounts will be available to utilise those temporary differences.
- (vi) Deferred tax relating to items recognised outside profit or loss is recognised outside profit or loss (either in other comprehensive income or in equity). Deferred tax items are recognised in correlation to the underlying transaction either in other comprehensive income or directly in equity.
- (vii) Deferred tax assets and deferred tax liabilities are offset if a legally enforceable right exists to set off current tax assets against current tax liabilities and the deferred taxes relate to the same taxable entity and the same taxation authority.

F Gratuity and post-employment benefits plans

Retirement benefit in the form of Provident Fund is a defined contribution scheme and the contributions are charged to the statement of profit and loss of the year when the contributions to the respective funds are accrued. There are no obligations other than the contribution payable to the respective trusts.

Gratuity liability is a defined benefit obligation and is provided for on the basis of actuarial valuation made at the end of each financial year.

Actuarial gains/losses are immediately taken to statement of profit and loss and are not deferred.

G Provisions and contingent liabilities

The Company creates a provision when there is present obligation as a result of past events, it is probable that an outflow of resources embodying economic benefits will be required to settle the obligation and a reliable estimate can be made of the amount of the obligation. A disclosure for a contingent liability is made when there is a possible obligation or a present obligation that may, but probably will not, require an outflow of resources. When the likelihood of outflow of resources is remote, no provision or disclosure is made.

If the effect of the time value of money is material, provisions are discounted using a current pre-tax rate that reflects, when appropriate, the risks specific to the liability. When discounting is used, the increase in the provision due to the passage of time is recognised as a finance cost.

H Cash and cash equivalents

For the purpose of presentation in the Statement of Cash Flows, cash and cash equivalents includes cash on hand, other short-term, highly liquid investments with original maturities of three months or less that are readily convertible to known amounts of cash and which are subject to an insignificant risk of changes in value.



CHARTERED FINANCE & LEASING LIMITED

CIN: U65999MH1994PLC416802

Notes to the Standalone Ind AS Financial Statements as at and for the year ended March 31, 2024

I Earnings per share

Basic earnings per share is calculated by dividing the net profit or loss for the period attributable to equity shareholders by the weighted average number of equity shares outstanding during the period. Earnings considered in ascertaining the Company's earnings per share is the net profit for the period.

The weighted average number of equity shares outstanding during the period and all periods presented is adjusted for events, such as bonus shares, other than the conversion of potential equity shares that have changed the number of equity shares outstanding without a corresponding change in resources. For the purpose of calculating diluted earnings per share, the net profit or loss for the period attributable to equity shareholders and the weighted average number of share outstanding during the period is adjusted for the effects of all dilutive potential equity shares.

J Fair value measurement

The Company measures financial instruments, such as, investment in mutual funds, Quoted equity Shares & Unquoted equity shares at fair value at each balance sheet date. Fair value is the price that would be received to sell an asset or paid to transfer a liability in an orderly transaction between market participants at the measurement date.

The fair value measurement is based on the presumption that the transaction to sell the asset or transfer the liability takes place either

- > In the principal market for the asset or liability, or
 - > In the absence of a principal market, in the most advantageous market for the asset or liability.
- The principal or the most advantageous market must be accessible by the Company.

The fair value of an asset or a liability is measured using the assumptions that market participants would use when pricing the asset or liability, assuming that market participants act in their economic best interest.

The Company uses valuation techniques that are appropriate in the circumstances and for which sufficient data are available to measure fair value, maximising the use of relevant observable inputs and minimizing the use of unobservable inputs.

All assets and liabilities for which fair value is measured or disclosed in the financial statements are categorised within the fair value hierarchy, described as follows, based on the lowest level input that is significant to the fair value measurement as a whole:

- > Level 1 — Quoted (unadjusted) market prices in active markets for identical assets or liabilities
- > Level 2 — Valuation techniques for which the lowest level input that is significant to the fair value measurement is directly or indirectly observable
- > Level 3 — Valuation techniques for which the lowest level input that is significant to the fair value measurement is unobservable.

The Company has set policies and procedures for both recurring and non-recurring fair value measurement of financial assets, which includes valuation techniques and inputs to use for each case.

For the purpose of fair value disclosures, the Company has determined classes of assets and liabilities on the basis of the nature, characteristics and risks of the asset or liability and the level of the fair value hierarchy as explained above.



CHARTERED FINANCE & LEASING LIMITED

CIN: U65999MH1994PLC416802

Notes to the Standalone Ind AS Financial Statements as at and for the year ended March 31, 2024

Amount in Rs.'000

4 Cash and cash equivalents

Particulars	As at March 31, 2024	As at March 31, 2023
Cash on hand	899.25	961.17
Balances with banks:		
- In current accounts	13,679.33	8,422.07
TOTAL	14,578.57	9,383.24

5 Bank balance other than (a) above

Particulars	As at March 31, 2024	As at March 31, 2023
Balances with banks:		
- In fixed deposits account with original maturity more than 3 months	5,27,991.27	-
TOTAL	5,27,991.27	-
Out of above		
Encumbered*	5,00,000.00	-
Unencumbered	27,991.27	-
TOTAL	5,27,991.27	-

* Jana Small Finance Bank will mark a lien on Rs. 50,00,00,000 fixed deposit in favour of them as security for repayment of the overdraft limit together with interest and all other monies payable to Jana Small Finance Bank under the overdraft account.



6. Loans

Particulars	As at March 31, 2024			As at March 31, 2023		
	At amortised cost	At fair value through Profit & loss	Total	At amortised cost	At fair value through Profit & loss	Total
A.						
(i) Loans repayable on demand*	21,41,518.24	-	21,41,518.24	26,41,965.56	-	26,41,965.56
(ii) Term loans	10,85,974.65	-	10,85,974.65	1,26,642.75	-	1,26,642.75
Gross	32,27,492.89	-	32,27,492.89	27,68,608.32	-	27,68,608.32
Less: Impairment allowance	-	-	-	-	-	-
Total (Net)	32,27,492.89	-	32,27,492.89	27,68,608.32	-	27,68,608.32
B.						
(i) Secured by hypothecation of shares and receivables	14,65,088.60	-	14,65,088.60	10,25,000.00	-	10,25,000.00
(ii) Covered by Guarantees other than Bank/Government guarantee	2,25,000.00	-	2,25,000.00	1,23,185.18	-	1,23,185.18
(iii) Both	5,59,473.02	-	5,59,473.02	-	-	-
(iv) Unsecured	9,82,537.36	-	9,82,537.36	16,20,423.14	-	16,20,423.14
Gross	32,32,098.99	-	32,32,098.99	27,68,608.32	-	27,68,608.32
Less: Impairment allowance	-	-	-	-	-	-
Total (net)	32,32,098.99	-	32,32,098.99	27,68,608.32	-	27,68,608.32
C.						
Loans in India						
(i) Public sector	-	-	-	-	-	-
(ii) Others	32,27,492.89	-	32,27,492.89	27,68,608.32	-	27,68,608.32
Less: Impairment allowance	-	-	-	-	-	-
Total (net)	32,27,492.89	-	32,27,492.89	27,68,608.32	-	27,68,608.32

*Includes receivables from related parties Rs. 20,00,000 (Previous year Nil).

The Company has granted any loans or advances in the nature of loans to promoters, directors, KMPs and the related parties (as defined under the Companies Act, 2013), either severally or jointly with any other person that are (a) repayable on demand or (b) without specifying any terms or period of repayment.

D. Summary of loans by stage distribution

Particulars	As at March 31, 2024			As at March 31, 2023		
	Stage 1	Stage 2	Stage 3	Stage 1	Stage 2	Stage 3
Gross Carrying amount	32,27,492.89	-	-	27,68,608.32	-	-
Less: Allowance for expected credit loss	-	-	-	-	-	-
Net Carrying amount	32,27,492.89	-	-	27,68,608.32	-	-



7 Investments

Particulars	As at March 31, 2024				As at March 31, 2023				Total
	At Fair Value		Through profit or loss	Total	At Fair Value		Through profit or loss	Total	
	Amortised cost	Through Other Comprehensive Income			Amortised cost	Through Other Comprehensive Income			
Equity Instruments:									
Subsidiaries	-	-	-	1,33,118.05	-	-	-	1,33,118.05	1,33,118.05
Associates	-	-	-	3,17,475.00	-	-	-	3,17,475.00	3,17,475.00
Others	-	74,53,438.93	-	-	-	-	43,00,774.85	-	43,00,774.85
Mutual Funds			16,73,732.82	-	-	21,30,726.22	-	-	21,30,726.22
Limited Liability Partnership			1,20,492.63	-	-	2,44,492.63	-	-	2,44,492.63
Debt fund			-	-	-	30,776.20	-	-	30,776.20
Alternate investment fund			14,30,152.02	-	-	4,19,230.28	-	-	4,19,230.28
PMS Fund		28,443.17	-	-	-	-	19,075.33	-	19,075.33
Debentures		-	8,32,189.53	-	-	71,843.26	-	-	71,843.26
Preference shares		-	3,64,301.28	-	-	25,531.59	-	-	25,531.59
Total - Gross (A)	-	74,81,882.10	44,20,868.28	1,25,53,343.43	-	43,19,850.18	29,22,600.18	6,50,593.05	78,93,043.40
(i) Investments outside India	-	-	-	0.05	-	-	-	0.05	0.05
(ii) Investments in India	-	74,81,882.10	44,20,868.28	1,25,53,343.38	-	43,19,850.18	29,22,600.18	6,50,593.00	78,93,043.35
Total (B)	-	74,81,882.10	44,20,868.28	1,25,53,343.43	-	43,19,850.18	29,22,600.18	6,50,593.05	78,93,043.40
Less: Allowance for impairment loss (C)	-	-	-	-	-	-	-	-	-
Net Total: D = (A)-(C)	-	74,81,882.10	44,20,868.28	1,25,53,343.43	-	43,19,850.18	29,22,600.18	6,50,593.05	78,93,043.40
Refer Note 7.1 for details									



(Signature)

7.1 Details of investment

Particulars	Face value	As at March 31, 2024		As at March 31, 2023	
		Number/ Unit	Amount	Number/ Unit	Amount
(I) Measured at cost					
A. Investment in Subsidiaries					
(i) Investments in unquoted equity shares of subsidiaries					
Meritorium PTE. Limited	10	1	0.05	1	0.05
Jayine Financial Advisory Services Private Limited	10	40,000	13,000.00	40,000	13,000.00
Basera Home Finance Private Limited	10	1,20,00,000	1,20,018.00	1,20,00,000	1,20,018.00
Jaichandi Investment Services Private Limited	10	10,000	100.00	10,000	100.00
TOTAL			1,33,118.05		1,33,118.05
B. Investment in Associates					
(i) Investments in unquoted equity shares of associates					
DBH Buildcon Private Limited	10	70,55,000	3,17,475.00	70,55,000	3,17,475.00
TOTAL			3,17,475.00		3,17,475.00
(ii) Investments in unquoted debenture of associate					
DBH Buildcon Private Limited ##	100000	2,000	2,00,000.00	2,000	2,00,000.00
TOTAL			2,00,000.00		2,00,000.00
(II) Measured at fair value through Other Comprehensive Income					
(i) Investments in Unquoted Equity shares of others					
Ask Investment Managers Limited	2	2,38,095	41,190.44	-	-
Bada Business Private Limited	10	20,349	12,848.77	20,349	11,248.21
Chennai Super Kings Cricket Limited	10	2,50,000	3,927.50	2,50,000	2,015.00
Nicco Corporation Limited	10	37,72,086	-	37,72,086	-
Topsgrup Services and Solutions Limited (Formerly known as Tops Securities Limited)	10	70,000	-	70,000	-
Fitness One Group India Limited	10	10,00,000	11,240.00	10,00,000	11,909.18
Edville DC Private Limited	10	833	8.33	-	-
Minosha India Limited	10	-	-	27,014	7,157.92
Tenshi Pharmaceuticals Private Limited	10	20,069	30,905.86	17,50,406	1,27,467.69
TOTAL			1,00,120.89		1,59,798.00
(ii) Investments in quoted equity share warrants of others					
Asian Energy Services Limited *		9,55,883	2,79,136.95	-	-
			2,79,136.95		-
(iii) Investments in quoted Equity Shares					
Spaisa Capital Limited	10	1,14,345	57,749.94	1,14,345	32,342.48
Adani Ports & Special Economic Zone Limited	2	500	670.93	-	-
Anand Rathi Wealth Limited	1	-	-	99,000	79,932.60
Anant Raj Limited	5	1,50,000	46,702.50	-	-
Arshiya International Limited	2	18,90,312	11,719.93	18,90,312	9,168.01
Asian Energy Services Limited *	10	9,44,117	2,56,044.53	-	-
Ballarpur Industries Limited	2	6,84,432	581.77	6,84,432	417.50
Bharati Airtel Limited	5	500	614.30	-	-
Bhartiya International Limited	10	7,90,500	2,05,609.05	7,90,500	1,32,448.28
Bombay Burmah Trading Corporation Limited #	10	53,556	83,962.42	53,556	43,479.44
Cantabil Retail India Limited	2	1,04,375	21,793.50	20,875	17,318.94
Confidence Petrol India Limited	5	500	42.03	-	-
Cox & Kings Financial Service Limited	10	2,84,003	96.56	2,84,003	-
Cox & Kings Limited	2	1,27,000	207.01	1,27,000	-
Dilip Buildcon Limited	10	-	-	68,000	11,485.20
Divi's Laboratories Limited #	2	38,166	1,31,493.32	8,166	23,075.07
Elpro International Limited	10	28,650	2,337.27	-	-
Emami Limited	1	2,00,000	85,870.00	-	-
Ganesh Housing Corporation Limited	10	3,01,246	2,23,087.73	4,30,504	1,15,310.50
GFL Limited	1	11,000	745.80	11,000	525.14
GKW Limited	5	30,303	43,084.81	30,303	15,127.26
Glenmark Pharmaceuticals Limited	1	2,33,221	2,23,530.67	2,33,221	1,08,447.77
Globus Spirits Limited	10	1,00,000	66,550.00	-	-
Gokaldas Exports Limited	10	-	-	2,84,212	1,01,065.79
Gujarat Fluorochemicals Limited	2	8,448	26,166.41	8,448	25,514.65
Hindware Home Innovation Limited	10	500	188.35	-	-
ICICI Lombard General Insurance Company Limited	10	-	-	43,122	46,118.98
IIFL Finance Limited	10	15,77,243	5,36,420.34	18,68,395	9,11,963.60
IndoStar Capital Finance Limited	10	1,27,337	24,238.60	2,44,322	25,446.14
Indus towers Limited	1	2,75,000	80,066.25	-	-



CHARTERED FINANCE & LEASING LIMITED
CIN: U65999MH1994PLC416802

Notes to the Standalone Ind AS Financial Statements as at and for the year ended March 31, 2024

					Amount in Rs.'000	
Innovators Facade Systems Limited	10	7,08,800	1,13,692.08	7,08,800	58,121.60	
Jio Financial services Limited	1	11,111	3,930.52	-	-	
J.Kumar Infraprojects Limited	1	7,20,133	4,54,439.93	7,20,133	1,83,309.86	
JM Financial Limited	1	1,61,000	12,026.70	-	-	
JSW Energy Limited	5	-	-	3,11,965	75,089.98	
Jubilant Pharmova Limited #	1	99,252	56,563.71	99,252	27,676.42	
Just Dial Limited	10	1,75,000	1,40,551.25	2,25,000	1,33,740.00	
Kalyan Jewellers India Limited	10	-	-	9,00,000	94,815.00	
Kanoria Chemicals & Industries Limited	10	3,50,000	38,202.50	3,50,000	37,152.50	
Kriti Industries (India) Limited	4	10,71,077	1,43,042.33	10,71,077	1,22,745.42	
Kriti Nutrients Limited	1	22,10,200	2,04,775.03	22,10,200	83,633.97	
Larsen & Toubro Limited	2	500	1,881.95	-	-	
Maharashtra Seamless Limited	1	-	-	2,00,000	71,510.00	
Mastek Limited	2	1,00,000	2,54,300.00	-	-	
Multi Arc India Limited	5	29,862	145.73	29,862	298.62	
NIC India Limited	2	-	-	-	-	
Olectra Greentech Limited	1	3,94,837	7,45,669.42	9,81,000	6,07,484.25	
One97 Communications Limited	1	75,000	30,198.75	-	-	
Piramal Enterprises Limited	2	-	-	9,900	6,715.67	
Pratap Snack Limited	5	6,41,596	5,85,231.79	-	-	
Prime Focus Limited	5	94,426	9,272.63	7,51,000	61,093.85	
Ramkrishna Forgings Limited	2	12,83,975	8,87,547.72	12,83,975	3,67,345.25	
Rattanindia Enterprises Limited	2	-	-	5,00,000	17,575.00	
Religare enterprises Limited	10	4,00,000	83,700.00	-	-	
Siti Networks Limited	1	9,81,874	540.03	9,81,874	1,138.97	
Skipper Limited	1	19,83,097	3,59,832.95	-	-	
State Bank Of India Limited	1	500	376.18	-	-	
Sterlite Technologies Limited	2	12,46,000	1,38,056.80	-	-	
Sun TV Network Limited #	5	5,70,800	3,42,622.70	5,70,800	2,37,224.48	
Swan energy Limited	1	35,000	23,448.25	-	-	
Techno Electric & Engineering Company Limited #	2	3,35,923	2,59,248.58	6,17,676	2,08,527.42	
Tilaknagar Industries Limited	10	-	-	1,78,910	20,136.32	
Welspun India Limited	1	4,01,959	55,309.56	4,15,240	26,454.94	
TOTAL			70,74,181.08		41,40,976.85	
(iv) Investment in financial instruments held by PMS						
Old Bridge Capital Management Private Limited (All Cap Fund)			28,443.17		19,075.33	
TOTAL			28,443.17		19,075.33	
(III) Measured at fair value through Profit or loss						
(i) Investments in unquoted debentures						
Singularity Ventures Private Limited	100000	1,250	82,189.53	1,250	71,843.26	
Edville DC Private Limited	10	7,50,00,000	7,50,000.00	-	-	
TOTAL			8,32,189.53		71,843.26	
(ii) Investments in unquoted preference shares						
Tenshi Pharmaceuticals Private Limited	10	45,822	3,37,999.83	20,069	200.69	
Anantroop Financial Advisory Services Private Limited	10	91,000	7,801.44	91,000	6,830.90	
Goat Holding Private Limited	10	18,50,000	18,500.00	18,50,000	18,500.00	
TOTAL			3,64,301.28		25,531.59	
(iii) Investments in unquoted mutual funds						
Helios Flexi Cap Fund Collection		99,99,500	1,19,994.00	-	-	
Aditya Birla Sunlife Money Manager Fund - Direct Plan (Growth Option)		35,66,152	12,15,311.99	33,90,141	10,71,942.77	
ICICI Prudential Money Market Fund		1,86,204	65,027.68	-	-	
HDFC Liquid Fund - Direct Plan (Growth Option)		30,050	1,59,267.28	2,15,125	10,58,783.45	
Trust Mutual Fund Liquid Fund - Direct Plan (Growth Option)		92,824	1,03,701.88	-	-	
JM Liquid Fund - Direct Plan (Growth Option)		1,58,007	10,429.99	-	-	
TOTAL			16,73,732.82		21,30,726.22	



(Handwritten signature)

					Amount in Rs.'000
(iv) Investments in Alternate Investment Funds					
Singularity Equity fund I		5,369	8,63,612.85	-	-
Investment in Security Receipts of ACRE-121-TRUST		5,32,42,966	49,029.76	6,40,13,231	64,013.23
ICICI Prudential Corp Fund		9,29,320	1,04,083.81	-	-
Invest Corp Real Estate Yield (Previously Known as IDFC Real Estate Yield Fund)		9,507	452.21	9,850	468.52
Sixth Sense India Opportunities II		39,085	1,07,690.23	46,977	1,22,393.12
Sixth Sense India Opportunities III		2,50,000	3,05,283.18	2,12,500	2,32,355.41
TOTAL			14,30,152.02		4,19,230.28
(v) Investment in Limited Liability Partnership					
Vrinda Advisors LLP			1,20,492.63		2,44,492.63
TOTAL			1,20,492.63		2,44,492.63
(vi) Investment in quoted debt fund					
IRB Invt fund		-	-	4,55,000	30,776.20
					30,776.20
Total value of investments			1,25,53,343.43		78,93,043.40

* Investment in Asian Energy Services Limited is under lock-in period as follows:

Asian Energy Services Limited	Lock-in till
- Investment in Equity shares	30-06-2024
- Investment in Compulsory Convertible warrants	20-02-2025

The above mentioned compulsory convertible warrants has been converted into 9,55,883 number of equity shares on 04-04-2024, carrying a lock-in period till 30-10-2024.

#Note: Details of shares pledged against guarantee given on behalf of MKVentures Capital Limited:

Particulars	Number of shares pledged	Fair Value
Bombay Burmah Trading Corporation Limited	53,000	83,090.75
Divi's Laboratories Limited	8,000	27,562.40
Jubilant Pharmova Limited	90,000	51,291.00
Sun TV Network Limited	5,70,000	3,42,142.50
Techno Electric & Engineering Company Limited	3,00,000	2,31,525.00
Total	10,21,000	7,35,611.65

Details of Investment in subsidiaries and associates is as below:

Name of entity	Relationship	Principal place of business	Principal activities	Proportion of the ownership interest	
				As at March 31, 2024	As at March 31, 2023
Meritorium PTE. Limited	Subsidiary	Singapore	Financial Advisory	100.00%	100.00%
Jayne Financial Advisory Services Private Limited	Subsidiary	Mumbai	Financial Advisory	80.00%	80.00%
Basera Home Finance Private Limited	Subsidiary	Mumbai	Financing for development of housing	100.00%	100.00%
Jaichandi Investment Services Private Limited	Subsidiary	Mumbai	Financial Advisory	100.00%	100.00%
DBH Buildcon Private Limited	Associate	Mumbai	Development of township	36.54%	36.54%



CHARTERED FINANCE & LEASING LIMITED

CIN: U65999MH1994PLC416802

Notes to the Standalone Ind AS Financial Statements as at and for the year ended March 31, 2024

Amount in Rs.'000

8 Other financial assets*

Particulars	As at March 31, 2024	As at March 31, 2023
Dividend Receivable	241.96	241.96
Advance to:		
-Related parties	2,35,250.00	2,35,251.20
-Other	1,00,905.00	1,00,905.00
-Staff	484.60	-
Amount receivable from investment funds	22,622.04	14,270.40
Interest receivable	55,073.14	63,523.10
Advance against purchase of shares	2,49,999.18	-
Other receivables	2,638.09	20,256.44
	6,67,214.01	4,34,448.10
Less: Impairment loss allowance	(241.96)	-
TOTAL	6,66,972.05	4,34,448.10

* Impairment allowance recognised on other financial assets is Rs. 2,41,964 (Previous year Nil).

9 Current tax assets (net)

Particulars	As at March 31, 2024	As at March 31, 2023
Advance payment of taxes (net of provisions)	27,694.18	34,894.13
TOTAL	27,694.18	34,894.13

10 Other non-financial assets

Particulars	As at March 31, 2024	As at March 31, 2023
Capital advance	50,000.00	50,000.00
Advance recoverable in cash or kind	1,681.98	95.31
Total	51,681.98	50,095.31



11 Debt Securities

Particulars	As at March 31, 2024			As at March 31, 2023		
	At amortised cost	At fair value through Profit & loss	Total	At amortised cost	At fair value through Profit & loss	Total
A.						
0% Compulsory Convertible Debentures	8,46,375.89	-	8,46,375.89	15,00,000.00	-	15,00,000.00
0% Optionally Convertible Debentures #	4,56,667.77	-	4,56,667.77	64,100.00	-	64,100.00
Total	13,03,043.66	-	13,03,043.66	15,64,100.00	-	15,64,100.00
B.						
(i) Borrowings in India	13,03,043.66	-	13,03,043.66	15,64,100.00	-	15,64,100.00
(ii) Borrowings outside India	-	-	-	-	-	-
Total	13,03,043.66	-	13,03,043.66	15,64,100.00	-	15,64,100.00
C.						
Out of above						
(i) Secured *	4,37,447.96	-	4,37,447.96	-	-	-
(ii) Unsecured	8,65,595.70	-	8,65,595.70	15,64,100.00	-	15,64,100.00
Total	13,03,043.66	-	13,03,043.66	15,64,100.00	-	15,64,100.00

Note:- 8000, 0% Unsecured Compulsorily Convertible Debentures of Rs. 1,00,000/- (Rupees One Lakh only) each at par aggregating to Rs. 80,00,00,000/- (Rupees Eighty Crores only) was issued on 05/03/2021 which carry a maturity period of 7 (Seven) years from the date of their issue with an option with issuer company to convert for conversion anytime after 5 years from the date of issue but before the completion of the period of 7 years of its term and shall mean the price to be considered for the purpose of conversion, calculated on the basis of latest valuation report of a Registered Valuer to be obtained not later than 60 days before the date of conversion.

Note:- 1000, 0% Unsecured Compulsorily Convertible Debentures of Rs. 1,00,000/- (Rupees One Lakh only) each at par aggregating to Rs. 10,00,00,000/- (Rupees Ten Crores only) was issued on 17/05/2021 which carry a maturity period of 7 (Seven) years from the date of their issue with an option with issuer company to convert for conversion anytime after 5 years from the date of issue but before the completion of the period of 7 years of its term and shall mean the price to be considered for the purpose of conversion, calculated on the basis of latest valuation report of a Registered Valuer to be obtained not later than 60 days before the date of conversion.

Note:- 1000, 0% Unsecured Compulsorily Convertible Debentures of Rs. 1,00,000/- (Rupees One Lakh only) each at par aggregating to Rs. 10,00,00,000/- (Rupees Ten Crores only) was issued on 22/07/2021 which carry a maturity period of 7 (Seven) years from the date of their issue with an option with issuer company to convert for conversion anytime after 5 years from the date of issue but before the completion of the period of 7 years of its term and shall mean the price to be considered for the purpose of conversion, calculated on the basis of latest valuation report of a Registered Valuer to be obtained not later than 60 days before the date of conversion.

Note:- 5000, 0% Unsecured Compulsorily Convertible Debentures of Rs. 1,00,000/- (Rupees One Lakh only) each at par aggregating to Rs. 50,00,00,000/- (Rupees Fifty Crores only) was issued on 08/04/2021 which carry a maturity period of 7 (Seven) years from the date of their issue with an option with issuer company to convert for conversion anytime after 5 years from the date of issue but before the completion of the period of 7 years of its term and shall mean the price to be considered for the purpose of conversion, calculated on the basis of latest valuation report of a Registered Valuer to be obtained not later than 60 days before the date of conversion.

Note: 641,0% Optionally convertible debenture of Rs.1,00,000/- (Rupees one lakh only) each at par aggregating to Rs.6,41,00,000/- (Six crores and forty-one lakh only) was issued on 31st August 2022 which carry a maturity period of 10 (ten) years from the date of their issue with an option with the issuer company to convert for conversion anytime after 1 years from date of the issue but before completion of the period of 10 years of its term and shall mean the price to be considered for the purpose of conversion, calculated on the basis of latest valuation report of a registered valuer to be obtained not later than 60 days before the date of conversion.

Note: 10,00,000,0% Optionally convertible debenture of Rs.1,000/- (Rupees one thousand only) each at par aggregating to Rs.1,00,00,00,000/- (One hundred crores only) was issued on 19th January 2024 which carry a maturity period of 6 (six) years from the date of their issue with an option with the investee to convert the OCDs anytime during the tenure into such number of equity shares, on a fully diluted basis, such that conversion price shall be higher of:

a. Face value of equity share

b. Value of determined under rule 11UA of the income tax Rules-1962 as on the date of issuance

The OCDs shall be converted at a premium calculated at the rate of 10.5% per annum from the date of allotment till such time that the OCDs are converted. The cumulative premium shall also be converted into equity shares at the Conversion price referred to above

*All the secured Optionally Convertible Debentures (OCD) of the Company are fully secured by hypothecation of book debts of the company outstanding for more than 15 days at any point of time.



12 Borrowings (other than debt securities)

Particulars	As at March 31, 2024			As at March 31, 2023		
	At amortised cost	At fair value through Profit & loss	Total	At amortised cost	At fair value through Profit & loss	Total
A.						
Loan repayable on demand						
- From other parties #	50,000.00	-	50,000.00	50,000.00	-	50,000.00
- From bank (overdraft facility) ##	4,38,477.67	-	4,38,477.67	-	-	-
Total	4,88,477.67	-	4,88,477.67	50,000.00	-	50,000.00
B.						
(i) Borrowings in India	4,88,477.67	-	4,88,477.67	50,000.00	-	50,000.00
(ii) Borrowings outside India	-	-	-	-	-	-
Total	4,88,477.67	-	4,88,477.67	50,000.00	-	50,000.00
C.						
Out of above						
(i) Secured	4,38,477.67	-	4,38,477.67	-	-	-
(ii) Unsecured	50,000.00	-	50,000.00	50,000.00	-	50,000.00
Total	4,88,477.67	-	4,88,477.67	50,000.00	-	50,000.00

Note #: Rate of interest on loan is 12% per annum and aforesaid loan is repayable on demand.

Note ##: The sanctioned amount of overdraft is Rs. 45,00,00,000. Tenure of overdraft is 363 days and rate of interest is 9.25% per annum. The said overdraft is secured against a fixed deposit bearing 9% interest rate per annum.

13 Subordinated liabilities

Particulars	As at March 31, 2024			As at March 31, 2023		
	At amortised cost	At fair value through Profit & loss	Total	At amortised cost	At fair value through Profit & loss	Total
A.						
6% Non cumulative Redeemable Preference shares #	33,500.00	-	33,500.00	33,500.00	-	33,500.00
Total	33,500.00	-	33,500.00	33,500.00	-	33,500.00
B.						
(i) Issued within India	33,500.00	-	33,500.00	33,500.00	-	33,500.00
(ii) Issued outside India	-	-	-	-	-	-
Total	33,500.00	-	33,500.00	33,500.00	-	33,500.00

#Note: Rate of dividend on NCPS will be 6%. The NCPS will not carry cumulative dividend right. It shall be redeemable at the option of the company anytime hereafter. In case company does not exercise the option of redemption then the shares shall get automatically redeemed at the end of the 20th year from the date of issue. The NCPS will be non-participating in the surplus funds and profits on liquidation, winding up or otherwise which may remain after the entire capital has been repaid.



15

CHARTERED FINANCE & LEASING LIMITED

CIN: U65999MH1994PLC416802

Notes to the Standalone Ind AS Financial Statements as at and for the year ended March 31, 2024

Amount in Rs.'000

14	Other financial liabilities	As at March 31, 2024	As at March 31, 2023
	Interest payable for security deposit	2,691.89	-
	Interest payable on overdraft facility	1,212.29	-
	Interest accrued and due	-	91.08
	Payable for expenses	1,666.78	682.61
	Payable to venture capital	467.93	475.40
	Other payable	7,500.05	7,500.05
	Measured at amortised cost		
	Security deposit against loan	2,45,902.23	16,000.00
	TOTAL	2,59,441.15	24,749.14

15	Provisions	As at March 31, 2024	As at March 31, 2023
	Provision for employee benefits		
	-Gratuity	204.05	-
	TOTAL	204.05	-

16 Deferred tax liabilities (net)

Particulars	Ref Note No	As at March 31, 2024	As at March 31, 2023
Deferred tax assets	16.1	65,249.39	1,11,151.73
Deferred tax liabilities	16.1	6,13,496.22	1,53,560.25
TOTAL		5,48,246.83	42,408.53

16.1 The following is the analysis of Deferred Tax Liabilities /Assets presented in the Balance Sheet as at 31st March, 2024:

Particulars	Opening Balance April 1, 2023	(Charge) / Credit in Profit and Loss	(Charge) / Credit in other Comprehensive Income	Closing Balance March 31, 2024
Deferred Tax Liabilities				
Difference in carrying value and tax base of investments measured at FVTPL	25,407.19	1,10,273.47	-	1,35,680.66
Timing difference of Fair value & Carrying value of Security deposit	-	975.56	-	975.56
Provision for Gratuity	-	-	1.03	1.03
Difference in carrying value and tax base of investments measured at FVTOCI	1,28,153.06	-	3,48,685.91	4,76,838.97
Total Deferred Tax Liabilities	1,53,560.25	1,11,249.03	3,48,686.94	6,13,496.22
Deferred Tax Assets				
Difference in carrying value and tax base of investments measured at FVTPL	9,506.72	288.31	-	9,795.04
Provision for gratuity	-	51.36	-	51.36
Difference in carrying value and tax base of investments measured at FVTOCI	99,119.82	-	(45,610.71)	53,509.11
Others	2,525.18	(631.30)	-	1,893.89
Total Deferred Tax Assets	1,11,151.73	(291.63)	(45,610.71)	65,249.39
Deferred Tax Assets / (Liabilities) (net)	(42,408.53)	(1,11,540.66)	(3,94,297.65)	(5,48,246.83)



CHARTERED FINANCE & LEASING LIMITED

CIN: U65999MH1994PLC416802

Notes to the Standalone Ind AS Financial Statements as at and for the year ended March 31, 2024

16.2 The following is the analysis of Deferred Tax Liabilities /Assets presented in the Balance Sheet as at 31st March, 2023:

Particulars	Opening Balance April 1, 2022	(Charge) / Credit in Profit and Loss	(Charge) / Credit in other Comprehensive Income	Closing Balance March 31, 2023
Deferred Tax Liabilities				
Difference in carrying value and tax base of investments measured at FVTPL	22,013.36	3,393.83	-	25,407.19
Difference in carrying value and tax base of investments measured at FVTOCI	1,20,097.79	-	8,055.26	1,28,153.06
Total Deferred Tax Liabilities	1,42,111.15	3,393.83	8,055.26	1,53,560.25
Deferred Tax Assets				
Long Term Capital Losses	-	-	-	-
Short Term Capital Losses	-	-	-	-
Difference in carrying value and tax base of investments measured at FVTPL	14,842.10	(5,335.37)	-	9,506.72
Carried forward business loss	-	-	-	-
Timing Difference between Written Down Value of Fixed Assets as per books of accounts and Income Tax Act, 1961	283.75	(283.75)	-	-
Difference in carrying value and tax base of investments measured at FVTOCI	22,463.49	-	76,656.33	99,119.82
MAT credit adjustment relating to earlier	-	-	-	-
Others	6,736.94	(4,211.76)	-	2,525.18
Total Deferred Tax Assets	44,326.27	(9,830.88)	76,656.33	1,11,151.73
Deferred Tax Assets / (Liabilities) (net)	(97,784.88)	(13,224.71)	68,601.07	(42,408.53)

17 Other non-financial liabilities

Particulars	As at March 31, 2024	As at March 31, 2023
Income received in advance	6,632.88	-
Unearned finance income	-	-
- on security deposit	18,781.14	-
- on debentures	11,39,671.92	-
Statutory dues	1,783.63	584.86
TOTAL	11,66,869.56	584.86



CHARTERED FINANCE & LEASING LIMITED

CIN: U65999MH1994PLC416802

Notes to the Standalone Ind AS Financial Statements as at and for the year ended March 31, 2024

Amount in Rs.'000

18 Equity Share Capital

Particulars	As at March 31, 2024		As at March 31, 2023	
	No. of Shares	Amount	No. of Shares	Amount
Authorised Share capital				
Equity Shares of Rs. 10/- each	1,52,76,870	1,52,768.70	1,52,76,870	1,52,768.70
Issued, Subscribed & Fully Paid Up Share Capital				
Equity Shares of Rs. 10/- each	24,32,880	24,328.80	24,32,880	24,328.80
		24,328.80		24,328.80

- 18.1 The company has only one class of equity shares having a par value of Rs. 10/- per share. Each holder of equity is entitled to one vote per share. The Company may declare and pay dividends. The dividend, if any proposed by the Board of Directors of the Company is subject to the approval of the Shareholders in the ensuing Annual General Meeting. In the event of liquidation of the Company, the holders of equity shares will be entitled to receive remaining assets of the Company, after distribution of all Preferential amounts in proportion to the number of equity shares held by them.
- 18.2 a) The Company during the five years immediately preceding the reporting date,
 (i) has not allotted any shares pursuant to contract without payment being received in cash ;
 (ii) has not allotted any shares as bonus shares; and
 (iii) has not bought back any of its shares/securities; and
 b) The Company has not reserved any shares for issue under option and contract or commitments for the sale of shares/disinvestment.
 c) There are no calls unpaid by directors or officer of the company
 d) The Company has issued securities convertible into equity shares or preference shares, details of which is given in note number 11.
 e) The company has not forfeited any shares during the above financial years.

18.3 Reconciliation of the number of equity shares outstanding:

Particulars	As at March 31, 2024	As at March 31, 2023
Number of shares at the beginning	24,32,880	24,32,880
Add: Issued during the year	-	-
Number of shares at the end	24,32,880	24,32,880

18.4 Details in respect of shares in the company held up by each shareholder holding more than 5% shares:

Name of the Shareholders	As at March 31, 2024		As at March 31, 2023	
	Numbers	% holding in the class	Numbers	% holding in the class
Sanjay Kothari	10,26,400	42.19%	10,26,400	42.19%
Meenakshi Sanjay Kothari	7,80,140	32.07%	7,80,140	32.07%
Sound Capitals Markets Limited	5,85,216	24.05%	5,85,216	24.05%

Note: The Company has allotted 5,85,216 equity shares to Sound Capital Markets Limited in FY 2022-23 pursuant to scheme of amalgamation.

18.5 Disclosure of equity shareholding of promoters

Disclosure of shareholding of promoters as at March 31, 2024 is as follows:

Promoter Name	Share hold by promoters				% Change during the year
	As at March 31, 2024		As at March 31, 2023		
	No. of shares	% total of shares	No. of shares	% total of shares	
Sanjay Kothari	10,26,400	42.19%	10,26,400	42.19%	-
Meenakshi Sanjay Kothari	7,80,140	32.07%	7,80,140	32.07%	-

Disclosure of shareholding of promoters as at March 31, 2023 is as follows:

Promoter Name	Share hold by promoters				% Change during the year
	As at 31st March 2023		As at 31st March 2022		
	No. of shares	% total of shares	No. of shares	% total of shares	
Sanjay Kothari	10,26,400	42.19%	10,26,400	42.19%	-
Meenakshi Sanjay Kothari	7,80,140	32.07%	7,80,140	32.07%	-

Note: The Promoter have been defined on the basis of persons having control over the affairs of the company, directly or indirectly.



(Handwritten signature)

CHARTERED FINANCE & LEASING LIMITED

CIN: U65999MH1994PLC416802

Notes to the Standalone Ind AS Financial Statements as at and for the year ended March 31, 2024

19 Other Equity

Amount in Rs.'000

Particulars	As at March 31, 2024	As at March 31, 2023
Special Reserve (in terms of Section 451C of Reserve Bank of India Act, 1934)	7,05,253.34	6,15,047.78
Securities Premium	11,02,946.98	11,02,946.98
Retained Earning	86,03,126.15	69,19,777.32
Capital Reserve	84,071.35	84,071.35
Capital Redemption Reserve	31,268.28	31,268.28
General Reserve	30.00	30.00
Impairment Reserve (as per RBI guidelines)	41,616.60	39,690.35
Other comprehensive income	26,77,329.93	6,57,969.12
TOTAL	1,32,45,642.63	94,50,801.19

Note: For details refer Statement of changes in equity

Nature & Purpose of Reserves:**Special Reserve**

Special reserve is created by transferring 20% of the profit for the year as per Reserve Bank of India (RBI) guidelines for NBFC companies. This Special Reserve is created in terms of Section 45-1C of Reserve Bank of India Act, 1934.

Securities Premium

Security premium represents excess amount received over and above the face value of shares issued.

Retained Earnings

Retained earnings generally represents the undistributed profit/ amount of accumulated earnings of the company.

Capital Reserve

Capital reserve represents adjustments on account of amalgamation.

Capital Redemption Reserves

The capital redemption reserve is required to be created on buyback of equity shares. The company may issue fully paid up bonus share to its members out of the capital redemption reserve.

General Reserve

The General Reserve is used from time to time to transfer profits from retained earnings for appropriation purposes. As the General reserve is created by a transfer from one component of equity to another and is not an item of other comprehensive income, items included in the General reserve will not be reclassified subsequently to the statement of profit and loss.

Other comprehensive income

Other comprehensive income represents difference in fair value and carrying value of financial instruments carried at fair value through other comprehensive income as at the year end.

Impairment reserve

Impairment Reserve represents the reserve created pursuant to the per RBI circular dated March 13, 2020 on 'Implementation of Indian Accounting Standards'. Under the circular, where the impairment allowance under Ind AS 109 is lower than the provisioning required as per prudential norms on Income Recognition, Asset Classification and Provisioning (including standard asset provisioning) the difference should be appropriated from the net profit to a separate 'Impairment Reserve'. Withdrawals from this reserve is allowed only after obtaining permission from the RBI.



20 Interest Income

Particulars	For the year ended 31st March, 2024	For the year ended 31st March, 2023
On financial assets measured at amortised cost		
Interest on Loans	3,48,077.27	3,03,053.67
Interest on deposits with Bank	32,939.46	5.31
On financial assets measured at fair value through profit and loss		
Interest income from investments	6,720.54	2,518.64
TOTAL	3,87,737.27	3,05,577.62

21 Dividend Income

Particulars	For the year ended 31st March, 2024	For the year ended 31st March, 2023
Dividend income		
- from shares	40,553.13	36,601.24
- from PMS and alternative investment fund	1,402.10	562.26
TOTAL	41,955.24	37,163.50

22 Net gain on fair value changes

Particulars	For the year ended 31st March, 2024	For the year ended 31st March, 2023
Net gain on fair value change of financial instruments at fair value through profit or loss		
i) On trading portfolio		
a) On mutual fund		
Realised	90,044.37	62,170.78
Unrealised	1,00,362.42	15,817.06
b) On financial instrument held by PMS & alternative investment fund		
Realised	29,195.31	2,344.09
Unrealised	1,06,798.66	38,315.06
c) On Preference shares		
Unrealised	970.55	-
d) On debentures		
Unrealised	10,346.27	1,387.96
e) On Debt fund		
Realised	1,907.43	-
ii) Others		
- Intraday profit on shares	1,906.59	-
- Future and options	7,828.00	-
TOTAL	3,49,359.59	1,20,034.96

23 Other operating income

Particulars	For the year ended 31st March, 2024	For the year ended 31st March, 2023
Documentation Charges	2,434.00	2,492.50
Syndication Fees	13,300.00	-
Processing Charges	40,132.00	61,175.00
TOTAL	55,866.00	63,667.50

24 Other income

Particulars	For the year ended 31st March, 2024	For the year ended 31st March, 2023
Gain on sale of property, plant and equipment	-	741.69
Income distributed by Alternate Investment Fund	638.42	-
Unearned finance income	-	-
- on security deposit	12,501.31	-
- on debentures	4,36,479.33	-
Interest on income tax refund	1,089.20	-
Miscellaneous income	-	0.00
Profit from investment in LLP	-	-
- BVA Advisors LLP	-	561.14
TOTAL	4,50,708.27	1,302.82



CHARTERED FINANCE & LEASING LIMITED

CIN: U65999MH1994PLC416802

Notes to the Standalone Ind AS Financial Statements as at and for the year ended March 31, 2024

Amount in Rs.'000

25 Finance cost

Particulars	For the year ended 31st March, 2024	For the year ended 31st March, 2023
On financial liabilities measured at amortised cost:		
- On Borrowings	7,639.89	39,398.52
- On Bank overdraft facility	2,429.93	-
- On Security Deposit	16,060.87	-
- On Debentures	3,15,094.92	-
TOTAL	3,41,225.60	39,398.52

26 Net loss on fair value change

Particulars	For the year ended 31st March, 2024	For the year ended 31st March, 2023
a) On Preference shares		
Unrealised	-	29.31
TOTAL	-	29.31

27 Net (Loss) on derecognition of financial instruments

Particulars	For the year ended 31st March, 2024	For the year ended 31st March, 2023
Net (loss) on derecognition of financial instruments at fair value through profit or loss		
(i) Others		
Intraday loss on shares	-	1.50
TOTAL	-	1.50

28 Impairment on financial instruments

Particulars	For the year ended 31st March, 2024	For the year ended 31st March, 2023
On others	241.96	-
TOTAL	241.96	-

29 Employee benefit expenses

Particulars	For the year ended 31st March, 2024	For the year ended 31st March, 2023
Employees emoluments	8,360.67	2,397.05
Gratuity expense	143.27	-
TOTAL	8,503.94	2,397.05

30 Depreciation, amortization and impairment

Particulars	For the year ended 31st March, 2024	For the year ended 31st March, 2023
Depreciation on property, plant and equipment	-	121.96
TOTAL	-	121.96

31 Other expenses

Particulars	For the year ended 31st March, 2024	For the year ended 31st March, 2023
Auditor's Remuneration (Refer note 31.1)	670.00	744.50
Advertisement expenses	-	10.97
Corporate social responsibility expenses (Refer Note 31.2)	15,100.00	2,370.00
Legal, Professional & consultancy charges	4,683.08	2,927.86
Filing Fees	406.40	49.98
Demat charges	1.56	4.81
Electricity charges	52.20	49.47
Telephone charges	7.25	11.16
Society Charges	71.37	59.87
Rates and Taxes	87.52	100.02
Security transaction tax	7,391.85	3,393.39
PMS and venture capital maintainance charges	1,686.00	565.94
GST Expenses	96.39	87.44
Bank charges	6.94	10.19
Office maintenance	16.50	-
Motor car running expenses	-	34.80
Miscellaneous expenses	474.31	546.94
Stamp duty charges	2,050.00	-
Amalgamation expenses	-	12,541.63
Travelling & conveyance expenses	35.75	12.60
Interest on delayed payment of statutory dues	97.87	55.35
Sundry balance written off	126.55	96.22
TOTAL	33,061.52	23,673.13



31.1 Auditor's Remuneration

Particulars	For the year ended 31st March, 2024	For the year ended 31st March, 2023
Payment to the auditor *		
Statutory Audit	475.00	475.00
Tax Audit Fees	180.00	180.00
Other matters	15.00	89.50
TOTAL	670.00	744.50

* Exclusive of goods and services tax

31.2 Corporate Social Responsibility (CSR)

During the year, the Company was required to spend Rs.1,07,01,079 /- (Previous Year Rs.70,77,147 /-) on CSR activities, the various heads under which CSR expenditure was incurred in cash (through cheque/bank transfers) as per the details below:

Relevant clause of Schedule VII to the Companies Act, 2013	Description of CSR Activities	For the year ended 31st March, 2024	For the year ended 31st March, 2023
Clause (i)	Construction of medical college	15,100.00	-
Clause (ii)	Promoting education and research	-	2,370.00

(b) Details of short /excess amount spent

Particulars	Amount (Rs.'000)
Excess / (Short) balance as on 01.04.2023 brought forward	1,949.45
Amount required to be spent during the year 2023-24	10,701.08
Amount spend during the year 2023-24	15,100.00
Excess / (short) balance as at 31st March, 2024	6,348.37
-To be carried forward for next year	6,348.37

Particulars	Amount (Rs.'000)
Excess / (short) balance as on 31.03.2022	6,656.60
Amount required to be spent during the year 2022-23	7,077.15
Amount spend during the year 2022-23	2,370.00
Excess / (short) balance as on 31.03.2023 carried forward	1,949.45

32 Calculation of Earning Per Share is as follows:

Particulars		For the year ended 31st March, 2024	For the year ended 31st March, 2023
Profit attributable in the Shareholders			
Weighted average number of equity shares outstanding during the year	Rs.'000 Nos.	4,51,027.78 24,32,880	3,34,525.35 24,32,880
Nominal value per equity share	Rs.	10	10
Basic/diluted* earnings per share	Rs.	185.39	137.50

*The conversion of Compulsorily Convertible Debentures (CCD) as well as optionally Convertible Debentures (OCD) is contingent upon the price based on the prevailing fair market value of shares which is to be arrived at the time of conversion. Based on the aforesaid contingency involved, a fair estimate can not be made in regards to issue of potential number of equity shares, if any, hence Diluted EPS has been calculated without considering impact of such conversion.

33 The disclosure required under Ind AS-37, Provisions, Contingent Liabilities and Contingent Assets is as follows:

Contingent Liability	As at March 31, 2024	As at March 31, 2023
Income tax demand in respect of A.Y. 2014-2015 u/s 143(3) against which appeal filed against order dated 17-12-2021 with the Income tax Appellate Tribunal, Mumbai	1,48,366.35	
Income tax demand in respect of A.Y. 2021-2022 u/s 143(3) against which appeal filed against with Commissioner of Income Tax (Appeals)	27,005.67	-
Income tax demand in respect of A.Y. 2022-2023 u/s 143(3) against which appeal filed against with Commissioner of Income Tax (Appeals)	4,833.92	-

The company has preferred appeal in the matter and on the basis of advised received form legal experts, the matter is expected to be settled in its favour. Accordingly, the company has not recognised the liability in its books of accounts.



CHARTERED FINANCE & LEASING LIMITED

CIN: U65999MH1994PLC416802

Notes to the Standalone Ind AS Financial Statements as at and for the year ended March 31, 2024**34 Employee Benefits**

As per Ind AS - 19 "Employee Benefits", the disclosures of employee benefits are as follows:

(i) Defined Benefit Plan:**A) Gratuity**

The company has a defined benefit gratuity plan. Every employee who has completed five years or more of service is entitled to gratuity on terms not less favourable than 'The provisions of Gratuity Act, 1972. The above said scheme is funded.

The following tables summarize the components of net benefits / expense recognized in the statement of profit and loss and the balance sheet:

Movement in each class of provision during the financial year are provided below:

Actuarial assumptions	As at March 31,2024
Discount rate current year (%)	7.10%
Expected rate for salary increases (%)	7.00%
Attrition Rate (%)	5% to 1%
Number of insured employees	10
Retirement Age	60
Mortality Rate	Indian Assured Lives Mortality(2012-14) Ult.

The amount recognised in balance sheet and movement in the net defined benefit obligation over the years as follows:

Amount in Rs.'000

Present Value of Benefit Obligation	2023-24
Opening balance	64.89
Current service cost	138.67
Interest cost	4.61
Benefits paid	-
Actuarial (gains) / losses from financial assumptions	-
Actuarial (gains) / losses from demographic assumptions	-
Actuarial (gains) / losses from experience adjustments	(4.11)
Closing balance	204.05

Bifurcation of Present Value of Benefit Obligation

Amount in Rs.'000

Particulars	As at March 31,2024
Current- Amount Due Within One Year	21.64
Non-Current -Amount Due After One Year	182.42
Total	204.05



Expected Benefit Payments in Future Years

Particulars	As at March 31,2024
Year 1	21.64
Year 2	6.38
Year 3	6.16
Year 4	5.95
Year 5	5.74
Year 6 to Year 10	11.65

Changes in the Fair Value of Plan Assets

Fair Value of plan asset at beginning of the year	2023-24
Opening Balance	-
Interest on Plan Asset	-
Actuarial Gains/ (Losses)	-
Contribution by employer	-
Asset acquired/settled	-
Benefits Paid	-
Closing Balance	-

Reconciliation of PV of Defined Benefit Obligation and fair Value of asset

Present Value of funded obligations at the end of the year	As at March 31,2024
Present Value of funded obligations at the end of the year	204.05
Fair Value of Plan Asset at the end of year	-
Net Funded Status *	204.05

* Included in Provision for Gratuity

The present value of the defined benefit obligation relates primarily to active employee.

Expenses to be recognised in Statement of Profit and Loss	For the year ended 31st March, 2024
Current Service Cost	138.67
Interest Cost	4.61
Total expenses recognised in Statement of Profit and Loss #	143.27

#Included in Employee Benefits Expenses

Amount to be recorded in Other Comprehensive Income	For the year ended 31st March, 2024
Remeasurement during the year due to	
Actuarial (gains) / losses	(4.11)
(Excess) / insufficient return on plan assets (excl. interest income)	-
Change in unrecognized assets	-
Revaluation of reimbursement right	-
Expense/(Income) recognized in Other Comprehensive Income	(4.11)

Sensitivity Analysis	As at March 31,2024
DBO with discount rate +1%	180.92
DBO with discount rate -1%	232.02
DBO with +1% salary escalation	231.76
DBO with -1% salary escalation	180.71
DBO with +1% withdrawal rate	204.28
DBO with -1% withdrawal rate	203.79



CHARTERED FINANCE & LEASING LIMITED

CIN: U65999MH1994PLC416802

Notes to the Standalone Ind AS Financial Statements as at and for the year ended March 31, 2024

Amount in Rs.'000

35 Income tax expenses

35.1 Particulars	For the year ended 31st March, 2024	For the year ended 31st March, 2023
Total income tax expenses recognised in profit and loss account	4,51,565.56	1,27,599.57
Total income tax expenses recognised in other comprehensive income	3,94,297.65	(68,601.07)
	8,45,863.21	58,998.50

35.2 Components of tax expense recognised in profit and loss account:

Particulars	For the year ended 31st March, 2024	For the year ended 31st March, 2023
Current tax		
In respect of the current year	3,39,977.15	1,14,374.86
In respect of the earlier year	47.76	-
Total current tax expense recognised in the current year	3,40,024.90	1,14,374.86
Deferred tax		
In respect of the current year	1,11,540.66	13,224.71
Total deferred tax expense recognised in the current year	1,11,540.66	13,224.71
Total Tax expense recognised in profit and loss account	4,51,565.56	1,27,599.57

35.3 Reconciliation of Income tax expense for the year with accounting profit is as follows:

Taxable Income differs from 'profit before tax' as reported in the statement of profit and loss because of items of income or expense that are taxable or deductible in other years and items that are never taxable or deductible. Details in this respect are as follows:

Particulars	For the year ended 31st March, 2024	For the year ended 31st March, 2023
Profit before tax	9,02,593.34	4,62,124.92
Tax rate applicable (In percentage)	25.168%	25.168%
Expected income tax expenses	2,27,164.69	1,16,307.60
Tax effect of adjustments to reconcile expected income tax expense to reported income tax expense		
Expenses disallowed	89,853.07	6,235.45
Items considered separately / expenses allowed	(42,091.44)	959.19
Notional income	(1,98,476.27)	(30,203.02)
Tax on income at different rates	1,79,344.21	40,380.35
Exempt income	-	-
Others (net)	-	17,386.34
Income tax expense recognised in profit and loss	3,39,977.15	1,14,374.86

The effective tax rate used for reconciliations above is 25.168% (Previous Year: 25.168%) as applicable for corporate entities on taxable profits under the Indian tax laws.

35.4 Components of deferred tax expense recognised in other comprehensive income:

Particulars	For the year ended 31st March, 2024	For the year ended 31st March, 2023
Deferred tax		
On items that will not be reclassified to profit or loss		
- Changes in fair value of equity instruments	3,94,296.62	(68,601.07)
On items that may be reclassified to profit or loss		
- Remeasurement gain/(loss) on defined benefits plan	1.03	-
Total deferred tax expense recognised in other comprehensive income	3,94,297.65	(68,601.07)



(Handwritten signature)

CHARTERED FINANCE & LEASING LIMITED

CIN: U65999MH1994PLC416802

Notes to the Standalone Ind AS Financial Statements as at and for the year ended March 31, 2024

36 Related party disclosure as identified by the management in accordance with the Indian Accounting Standard (Ind AS) 24 on Related Party Disclosures for the year ended 31st March, 2024 are as follows:

36.1 Names of related parties and description of relationship

Subsidiary companies

M/s. Meritorium PTE Limited Singapore
M/s. Jayine Financial Advisory Services Private Limited
M/s. Jaichandi Investment Services Private Limited
M/s. Basera Home Finance Private Limited

Associate Company

M/s. DBH Buildcon Private Limited

Key Managerial personnel

Mr. Sanjay Kothari, Director
Mr. Santosh Kumar Pandey, Director
Mr. Meenakshi Sanjay Kothari, Director
Mr. Narendra Kumar Somani, Director
Mr. Dharmesh Mahesh Chandra Bohra, Director

Enterprise having significant influence over the entity

M/s. Sanjay Kothari HUF
M/s. Anantroop Financial Advisory Services Private Limited
M/s. Sanatan Financial Advisory Services Private Limited
M/s. Sound Capital Markets Limited

Enterprises where Key management personnel of the entity has significant influence either directly or indirectly over reporting entity

M/s. MKVentures Capital Limited

36.2 Transactions with related parties during the year are as follows:-

Amount in Rs.'000

Name of the related parties	Relationship	Nature of transactions	Transaction amount for the year ended	
			March 31, 2024	March 31, 2023
Sanatan Financial Advisory Services Private Limited	Enterprise having significant influence	Loan taken	16,22,500.00	72,500.00
		Loan repaid	16,22,500.00	72,500.00
		Interest paid	1,475.90	44.10
		Loan given	18,22,219.67	-
		Loan received back	13,34,667.35	-
		Interest received	3,515.96	-
MKVentures Capital Limited	Enterprises where Key management personnel of the entity has significant influence either directly or indirectly over reporting entity	Interest on loan	33,699.94	33,412.94
		Loan given	72,500.00	32,22,500.00
		Loan received back	10,51,000.00	22,44,000.00
		Pledge of investment	7,35,611.65	9,91,336.85
Mr. Sanjay Kothari	Key Managerial personnel	Loan given	2,000.00	-
		Interest received	0.88	-
Mr. Dharmesh Mahesh Chandra Bohra	Director	Professional fees	202.50	270.00



CHARTERED FINANCE & LEASING LIMITED

CIN: U65999MH1994PLC416802

Notes to the Standalone Ind AS Financial Statements as at and for the year ended March 31, 2024

36.3 Disclosure in respect of related parties balances at the end of the year:

Amount in Rs.'000

Name of the related parties	Relationship	Nature of transactions	Outstanding balance as at	
			March 31, 2024	March 31, 2023
Jaichandi Investments Services Private Limited	Subsidiary	Advance receivable	1,05,250.00	1,05,250.00
		Investment in equity Shares	100.00	100.00
DBH Buildcon Private Limited	Associate	Investment in equity Shares	3,17,475.00	3,17,475.00
		Investment in debentures	2,00,000.00	2,00,000.00
Jaiyne Financial Advisory Services Private Limited	Subsidiary	Investment in equity Shares	13,000.00	13,000.00
Meritorium PTE Limited	Subsidiary	Investment in equity Shares	0.05	0.05
Sanatan Financial Advisory Services Private Limited	Enterprise having significant influence	Loan given	4,87,552.33	-
MKVentures Capital Limited	Enterprises where Key management personnel has significant influence	Loan given	-	9,85,891.37
		Pledge of investment	7,35,611.65	-
Mr. Sanjay Kothari	Key Managerial personnel	Loan given	2,000.00	-
			0.88	-
Mr. Dharmesh Mahesh Chandra Bohra	Director	Professional fees	67.50	54.00
Basera Home Finance Private Limited	Subsidiary	Advance receivable	1,30,000.00	1,30,000.00
		Investment in equity Shares	1,20,018.00	1,20,018.00


Notes:

(i) The above transaction does not include reimbursement of expenses.

36.4 Disclosure of related parties transactions as per RBI circular -RBI/2022-23/26, DOR.ACC.REC.No.20/21.04.018/2022-23 dated on 19.04.2022

Amount in Rs.'000

Name of related party and nature of relationship	Nature of transaction	Maximum amount outstanding during the year (2023-24)	Outstanding amount as at 31st March 2024	Maximum amount outstanding during the year (2022-23)	Outstanding amount as at 31st March 2023
Subsidiaries Company					
Basera Home Finance Private Limited	Advance receivable	1,30,000.00	1,30,000.00	1,30,000.00	1,30,000.00
Jaichandi Investments Services Private Limited	Advance receivable	1,05,250.00	1,05,250.00	1,05,250.00	1,05,250.00
Enterprise having significant influence over the entity					
Sanatan Financial Advisory Services Private Limited	Loan taken	16,22,500.00	-	72,500.00	-
Sanatan Financial Advisory Services Private Limited	Loan given	4,87,552.33	4,87,552.33	-	-
Enterprises where Key management personnel has significant influence either directly or indirectly					
MKVentures Capital Limited	Loan given	9,85,891.37	-	13,45,500.00	9,85,891.37
Key Managerial personnel					
Sanjay Kothari	Loan given	2,000.88	2,000.88	-	-
Associate Company					
DBH Buildcon Private Limited	Investment in equity Shares	3,17,475.00	3,17,475.00	3,17,475.00	3,17,475.00
	Investment in debentures	2,00,000.00	2,00,000.00	2,00,000.00	2,00,000.00



CHARTERED FINANCE & LEASING LIMITED

CIN: U65999MH1994PLC416802

Notes to the Standalone Ind AS Financial Statements as at and for the year ended March 31, 2024

Amount in Rs.'000

37 FAIR VALUE MEASUREMENT

(i) The accounting classification of each category of financial instrument, their carrying amount and fair value are as follows:-

Particulars	As at 31st March, 2024				
	Amortised Cost	Fair Value through Profit and Loss	Fair Value through Other Comprehensive Income	Total Carrying Value	Total Fair Value
Financial Assets					
Cash and cash equivalents	14,578.57	-	-	14,578.57	14,578.57
Bank balance other than cash and cash equivalents	5,27,991.27	-	-	5,27,991.27	5,27,991.27
Loans	32,27,492.89	-	-	32,27,492.89	32,27,492.89
Other financial assets	6,66,972.05	-	-	6,66,972.05	6,66,972.05
Investments					
- in unquoted debentures	-	8,32,189.53	-	8,32,189.53	8,32,189.53
- in unquoted preference shares	-	3,64,301.28	-	3,64,301.28	3,64,301.28
- in mutual funds	-	16,73,732.82	-	16,73,732.82	16,73,732.82
- in Alternate investment fund	-	14,30,152.02	-	14,30,152.02	14,30,152.02
- in Quoted debt fund	-	-	-	-	-
- in unlisted equity shares of others	-	-	1,00,120.89	1,00,120.89	1,00,120.89
- in listed equity shares of others	-	-	70,74,181.08	70,74,181.08	70,74,181.08
- in listed equity shares warrants of others	-	-	2,79,136.95	2,79,136.95	2,79,136.95
- in financial instruments held by PMS	-	-	28,443.17	28,443.17	28,443.17
	44,37,034.78	43,00,375.65	74,81,882.10	1,62,19,292.53	1,62,19,292.53
Financial Liabilities					
Debt securities	13,03,043.66	-	-	13,03,043.66	13,03,043.66
Borrowings (Other than debt securities)	4,88,477.67	-	-	4,88,477.67	4,88,477.67
Subordinated liabilities	33,500.00	-	-	33,500.00	33,500.00
Other financial liabilities	2,59,441.15	-	-	2,59,441.15	2,59,441.15
	20,84,462.49	-	-	20,84,462.49	20,84,462.49

Particulars	As at 31st March, 2023				
	Amortised Cost	Fair Value through Profit and Loss	Fair Value through Other Comprehensive Income	Total Carrying Value	Total Fair Value
Financial Assets					
Cash and cash equivalents	9,383.24	-	-	9,383.24	9,383.24
Bank balance other than cash and cash equivalents	-	-	-	-	-
Loans	27,68,608.32	-	-	27,68,608.32	27,68,608.32
Other financial assets	4,34,448.10	-	-	4,34,448.10	4,34,448.10
Investments					
- in unquoted debentures	-	71,843.26	-	71,843.26	71,843.26
- in unquoted preference shares	-	25,531.59	-	25,531.59	25,531.59
- in mutual funds	-	21,30,726.22	-	21,30,726.22	21,30,726.22
- in Alternate investment fund	-	4,19,230.28	-	4,19,230.28	4,19,230.28
- in Quoted debt fund	-	30,776.20	-	30,776.20	30,776.20
- in unlisted equity shares of others	-	-	1,59,798.00	1,59,798.00	1,59,798.00
- in listed equity shares of others	-	-	41,40,976.85	41,40,976.85	41,40,976.85
- in financial instruments held by PMS	-	-	19,075.33	19,075.33	19,075.33
	32,12,439.66	26,78,107.54	43,19,850.18	1,02,10,397.38	1,02,10,397.38
Financial Liabilities					
Debt securities	15,64,100.00	-	-	15,64,100.00	15,64,100.00
Borrowings (Other than debt securities)	50,000.00	-	-	50,000.00	50,000.00
Subordinated liabilities	33,500.00	-	-	33,500.00	33,500.00
Other financial liabilities	24,749.14	-	-	24,749.14	24,749.14
	16,72,349.14	-	-	16,72,349.14	16,72,349.14



CHARTERED FINANCE & LEASING LIMITED

CIN: U65999MH1994PLC416802

Notes to the Standalone Ind AS Financial Statements as at and for the year ended March 31, 2024

ii. Fair Valuation Techniques

The fair values of the financial assets and liabilities are included at the amount that would be received to sell an asset or paid to transfer a liability in an orderly transaction between market participants at the measurement date.

The following methods and assumptions were used to estimate the fair values:

The fair value of cash and cash equivalents, loans, other financial liabilities and assets approximate their carrying amount largely due to the short-term nature of these instruments. The management considers that the carrying amounts of financial assets and financial liabilities recognised at nominal cost/amortised cost in the financial statements approximate their fair values.

Investments traded in active market are determined by reference to the quotes from the Stock exchanges as at the reporting date. Unquoted investments in equity shares have been valued based on the historical net asset value as per the latest audited financial statements. Fair value of unquoted preference shares and unquoted debentures have been calculated using the discounting cash flow method.

iii. Fair value hierarchy

This section explains the basis of estimates made in determining the fair values of the financial instruments that are :-

- recognised and measured at fair value and
- measured at amortised cost and for which fair values are disclosed in the financial statements. To provide an indication about the reliability of the inputs used in determining fair value, the Company has classified its financial instruments into the three levels prescribed under the Accounting Standard, which are explained herein below.

Financial instruments measured at fair value – recurring fair value measurements as at March 31st, 2024

Amount in Rs.'000

Particulars	Carrying amount	Level 1	Level 2	Level 3
Financial assets				
Investments				
Investment in unquoted debentures	8,32,189.53	-	8,32,189.53	-
Investment in unquoted preference shares	3,64,301.28	-	3,64,301.28	-
Investment in mutual funds	16,73,732.82	16,73,732.82	-	-
Investment in Alternate investment fund	14,30,152.02	14,30,152.02	-	-
Investment in unlisted equity shares of others	1,00,120.89	-	1,00,120.89	-
Investment in listed equity shares of others	70,74,181.08	70,74,181.08	-	-
Investment in financial instruments held by PMS	28,443.17	28,443.17	-	-
Financial Liabilities				
Debt securities	13,03,043.66	-	13,03,043.66	-

Financial instruments measured at fair value – recurring fair value measurements at March 31st, 2023

Particulars	Carrying amount	Level 1	Level 2	Level 3
Financial assets				
Investments				
Investment in unquoted debentures	71,843.26	-	71,843.26	-
Investment in unquoted preference shares	25,531.59	-	25,531.59	-
Investment in mutual funds	21,30,726.22	21,30,726.22	-	-
Investment in Alternate investment fund	4,19,230.28	4,19,230.28	-	-
Investment in Quoted debt fund	30,776.20	30,776.20	-	-
Investment in unlisted equity shares of others	1,59,798.00	-	1,59,798.00	-
Investment in listed equity shares of others	41,40,976.85	41,40,976.85	-	-
Investment in financial instruments held by PMS	19,075.33	19,075.33	-	-

Valuation principles

Fair value is the price that would be received to sell an asset or paid to transfer a liability in an orderly transaction in the principal (or most advantageous) market at the measurement date under current market conditions (i.e., an exit price), regardless of whether that price is directly observable or estimated using a valuation technique.

In order to show how fair values have been derived, financial instruments are classified based on a hierarchy of valuation techniques, as explained below:

Level 1: Level 1 hierarchy includes financial instruments measured using quoted prices in active markets. Quotes would include rates/values/valuation references published periodically by BSE, NSE etc. basis which trades take place in a linked or unlinked active market. This includes traded bonds and mutual funds, as the case may be, that have quoted price/rate/value.

Level 2: The fair value of financial instruments that are not traded in an active market are determined using valuation techniques which maximise the use of observable market data (either directly as prices or indirectly derived from prices) and rely as little as possible on entity-specific estimates. If all significant inputs required to fair value an instrument are observable, the instrument is included in level 2.

Level 3: If one or more of the significant inputs is not based on observable market data, the instrument is included in level 3.



CHARTERED FINANCE & LEASING LIMITED

CIN: U65999MH1994PLC416802

Notes to the Standalone Ind AS Financial Statements as at and for the year ended March 31, 2024

Valuation techniques used to determine fair value

Valuation techniques used to determine fair value includes:

- Preference shares and debentures in unlisted entities are initially recognised at transaction price and re-measured by applying SBI PLR for discounting the future inflows and classified as Level 2.
- Equity instruments in non-listed entities are initially recognised at transaction price and re-measured (to the extent information is available) and valued on a case-by-case and classified as Level 2.
- Fair valuation of Financial assets and liabilities not within the operating cycle of the company is amortised based on the Effective Interest Rate.

38 CAPITAL MANAGEMENT**Objectives, policies and processes of capital management**

The Company's policy is to maintain a strong capital base so as to maintain investor, creditor and market confidence and to sustain future development of the business.

The cash surpluses are currently invested in loan & equity instruments depending on economic conditions in line with Loan & investment policy set by the Management. Safety of capital is of prime importance to ensure availability of capital for operations. Investment objective is to provide safety and adequate return on the surplus funds.

39 Maturity Analysis of Assets and Liabilities

As at March 31, 2024

Amount in Rs.'000

Particulars	Within 12 months	After 12 months	Total
Financial Assets			
(a) Cash and Cash Equivalents	14,578.57	-	14,578.57
(b) Bank balance other than (a) above	5,27,991.27	-	5,27,991.27
(c) Loans	21,41,518.24	10,85,974.65	32,27,492.89
(d) Investments	16,73,732.82	1,08,79,610.61	1,25,53,343.43
(e) Other financial assets	3,05,072.32	3,61,899.72	6,66,972.05
Non Financial Assets			
(a) Current tax assets (Net)	-	27,694.18	27,694.18
(b) Other Non-financial assets	1,681.98	50,000.00	51,681.98
	46,64,575.21	1,24,05,179.16	1,70,69,754.37
Financial Liabilities			
(a) Debt Securities	-	13,03,043.66	13,03,043.66
(b) Borrowings (other than debt securities)	4,38,477.67	50,000.00	4,88,477.67
(c) Subordinate liabilities	-	33,500.00	33,500.00
(d) Other financial liabilities	4,358.67	2,55,082.49	2,59,441.15
Non Financial Liabilities			
(a) Provisions	21.64	182.42	204.05
(b) Deferred tax liabilities (Net)	-	5,48,246.83	5,48,246.83
(c) Other Non-financial liabilities	11,66,869.56	-	11,66,869.56
	16,09,727.54	21,90,055.40	37,99,782.94



CHARTERED FINANCE & LEASING LIMITED

CIN: U65999MH1994PLC416802

Notes to the Standalone Ind AS Financial Statements as at and for the year ended March 31, 2024

As at March 31, 2023

Particulars	Within 12 months	After 12 months	Total
Financial Assets			
(a) Cash and Cash Equivalents	9,383.24	-	9,383.24
(b) Bank balance other than (a) above	-	-	-
(c) Loans	26,41,965.56	1,26,642.75	27,68,608.32
(d) Investments	21,30,726.22	57,62,317.18	78,93,043.40
(e) Other financial assets	4,34,448.10	-	4,34,448.10
Non Financial Assets			
(a) Current tax assets (Net)	-	34,894.13	34,894.13
(b) Other Non-financial assets	95.31	50,000.00	50,095.31
	52,16,618.44	59,73,854.07	1,11,90,472.51
Financial Liabilities			
(a) Debt Securities	-	15,64,100.00	15,64,100.00
(b) Borrowings (other than debt securities)	-	50,000.00	50,000.00
(c) Subordinate liabilities	-	33,500.00	33,500.00
(d) Other financial liabilities	773.69	7,975.45	8,749.14
Non Financial Liabilities			
(a) Deferred tax liabilities (Net)	-	42,408.53	42,408.53
(b) Other Non-financial liabilities	584.86	-	584.86
	1,358.55	16,97,983.97	16,99,342.52



CHARTERED FINANCE & LEASING LIMITED

CIN: U65999MH1994PLC416802

Notes to the Standalone Ind AS Financial Statements as at and for the year ended March 31, 2024

40 FINANCIAL RISK MANAGEMENT

The Company's activities expose it to credit risk, liquidity risk and market risk (i.e. Foreign currency risk, interest rate risk & Price risk).

i. Credit risk

Credit risk is the risk of financial loss to the company if a customer or counterparty to a financial instrument fails to meet its contractual obligations, and arises principally from the Company's loans advances and other financial assets. The carrying amount of financial assets represents the maximum credit exposure.

Credit Risk Management

a) Credit risk from loans & other financial assets have always been managed by the Company through credit approvals and continuously monitoring the creditworthiness of customers to which the Company grants credit terms in the normal course of business. On account of adoption of Ind AS 109, the Company has adopted expected lifetime credit loss model to assess the impairment loss, and is positive of the realisability of the Loans and other financial asset.

b) The Company holds bank balances of Rs.13,679.327 (in '000) at 31 March 2024 (31 March 2023: Rs.8,422.072 (in '000')). The credit worthiness of such banks is evaluated by the management on an ongoing basis and is considered to be good.

ii. Liquidity Risk

Liquidity risk is the risk that the Company will not be able to meet its financial obligations as they become due. The Company manages its liquidity risk by ensuring, as far as possible, that it will always have sufficient liquidity to meet its liabilities when due, under both normal and stressed conditions, without incurring unacceptable losses or risk to the Company's reputation.

The table below analyses the Company's liabilities into relevant maturity groupings based on their contractual maturities based on undiscounted contractual payments for all non derivative financial liabilities.

Amount in Rs.'000

Particulars	Carrying value	Contractual cashflows	Less than 1 year	Between one to five years	More than five years
As at 31.03.2024					
Debt Securities	13,03,043.66	13,03,043.66	-	13,03,043.66	-
Borrowings (other than debt securities)	4,88,477.67	4,88,477.67	4,38,477.67	50,000.00	-
Subordinate liabilities	33,500.00	33,500.00	-	33,500.00	-
Other financial liabilities	2,59,441.15	2,59,441.15	2,51,941.10	7,500.05	-
As at 31.03.2023					
Debt Securities	15,64,100.00	15,64,100.00	-	15,64,100.00	-
Borrowings (other than debt securities)	50,000.00	50,000.00	-	50,000.00	-
Subordinate liabilities	33,500.00	33,500.00	-	33,500.00	-
Other financial liabilities	24,749.14	24,749.14	24,749.14	-	-
The company does not have any derivative financial instruments related liabilities during the financial year ended 31.03.2024 and 31.03.2023.					

iii. Market Risk

Market risk is the risk of loss of future earnings, fair values or future cash flows that may result from adverse changes in market rates and prices (such as equity price, interest rates etc.) or in the price of market risk-sensitive instruments as a result of such adverse changes in market rates and prices and relevance of market risk are as follows:-

(a) Interest rate risk

Interest rate risk is the fair value of future cash flows of a financial instrument which fluctuates because of changes in the market interest rates. Since the Company does not have any financial assets or financial liabilities bearing floating interest rates, any change in interest rates at the reporting date would not have any significant impact on the financial statements of the Company.



CHARTERED FINANCE & LEASING LIMITED

CIN: U65999MH1994PLC416802

Notes to the Standalone Ind AS Financial Statements as at and for the year ended March 31, 2024

(b) Foreign currency risk

Foreign Currency risk is the risk that the fair value or future cash flows of a financial instrument will fluctuate because of changes in foreign exchange rates. The Company operates in only one currency INR and accordingly is not exposed to Foreign Currency Risk.

iv. Price risk

The Company's exposure to equity securities risk arises from investments held by the Company and classified in the Balance Sheet as fair value through OCI. To manage its price risk arising from investment in equity securities, the Company diversifies its portfolio. The majority of the Company's Long Term equity investments are quoted.

As regards investments in unlisted privately held companies, the fair valuations are largely dependent on the investee company's ability to achieve desired outcomes which measure the performance of the Company and bear on the valuation through the DCF method. Hence the key price risk emanates from performance shortfall due to industry risks, policy changes and liquidity risk given the lower exit probability.

Sensitivity analysis - Equity price risk

The table below summarises the impact of increase/decrease of the market price of the listed instruments on the Company's equity and profit for the period. The analysis is based on the assumption that market price had increased by 2% or decreased by 2%.

Particulars	Impact on OCI	
	As at 31st March, 2024	As at 31st March, 2023
Market Price increases by 2%	1,41,483.62	82,819.54
Market Price decreases by 2%	(1,41,483.62)	(82,819.54)



CHARTERED FINANCE & LEASING LIMITED

CIN: U65999MH1994PLC416802

Notes to the Standalone Ind AS Financial Statements as at and for the year ended March 31, 2024

41 Micro, small and medium enterprises

There are no Micro, Small & Medium Enterprises, to whom the Company owes dues, which are outstanding for more than 45 days as at 31st March 2024. This information as required to be disclosed under the Micro, Small and Medium Enterprises Development Act, 2006 has been determined to the extent such parties have been identified on the basis of information available with the Company.

42 Events after reporting date

There have been no events after the reporting date that require disclosure in these financial statements.

43 Segment reporting

The Company is engaged primarily in the business of financing and accordingly there are no separate reportable segments as per Ind AS 108 'Operating Segment'.


44 Additional Regulatory information

Financial Year: 2023-24

Ratio	Numerator	Denominator	Current Year	Previous Year	% Variance	Reason for variance (if above 25%)
Capital to risk-weighted assets ratio (CRAR)	Tier I + Tier II Capital	Risk Weighted Assets	78.93%	84.70%	-6.81%	NA
Tier I CRAR	Tier I Capital	Risk Weighted Assets	62.25%	78.13%	-20.32%	NA
Tier II CRAR	Tier II Capital	Risk Weighted Assets	16.68%	6.58%	153.63%	Increase in fair value of investments
Liquidity Coverage Ratio	Stock of high quality liquid assets	Total net cash outflow over the next 30 calendar days	-	-	0.00%	Since there is net inflow, LCR Disclosure is not relevant in Current year

Financial Year: 2022-23

Ratio	Numerator	Denominator	Current Year	Previous Year	% Variance	Reason for variance (if above 25%)
Capital to risk-weighted assets ratio (CRAR)	Tier I + Tier II Capital	Risk Weighted Assets	84.70%	81.63%	3.76%	NA
Tier I CRAR	Tier I Capital	Risk Weighted Assets	78.13%	73.81%	5.85%	NA
Tier II CRAR	Tier II Capital	Risk Weighted Assets	6.58%	7.82%	-15.90%	NA
Liquidity Coverage Ratio	Stock of high quality liquid assets	Total net cash outflow over the next 30 calendar days	-	23.24	-100.00%	Since there is net inflow, LCR Disclosure is not relevant in Current year



CHARTERED FINANCE & LEASING LIMITED

CIN: U65999MH1994PLC416802

Notes to the Standalone Ind AS Financial Statements as at and for the year ended March 31, 2024

45 Other statutory information

- a) The Company does not have any benami property, where any proceeding has been initiated or pending against the Company for holding any benami property.
- b) The Company has not traded or invested in Crypto currency or Virtual Currency during the financial year.
- c) The Company has not advanced or loaned or invested funds to any other person(s) or entity(ies), including foreign entities (Intermediaries) with the understanding that the Intermediary shall:
- i) directly or indirectly lend or invest in other persons or entities identified in any manner whatsoever by or on behalf of the company (ultimate beneficiaries) or
 - ii) provide any guarantee, security or the like to or on behalf of the ultimate beneficiaries.
- d) The Company has not received any fund from any person(s) or entity(ies), including foreign entities (funding party) with the understanding (whether recorded in writing or otherwise) that the Company shall:
- i) directly or indirectly lend or invest in other persons or entities identified in any manner whatsoever by or on behalf of the funding party (ultimate beneficiaries) or
 - ii) provide any guarantee, security or the like on behalf of the ultimate beneficiaries.
- e) The Company does not have any such transaction which is not recorded in the books of accounts that has been surrendered or disclosed as income during the year in the tax assessments under the Income Tax Act, 1961 (such as, search or survey or any other relevant provisions of the Income Tax Act, 1961.
- f) The Company has complied with the number of layers prescribed under clause (87) of section 2 of the Act read with the Companies (Restriction on number of Layers) Rules, 2017.
- g) The Company is not declared wilful defaulter by and bank or financials institution or lender during the year.
- h) The Company does not have any charges or satisfaction which is yet to be registered with ROC beyond the statutory period.
- i) The Company does not have any immovable property during the financial year.
- j) The company has not revalued its property, plant and equipment during the financial year.
- k) The Company has availed borrowings from banks or financial institutions on the basis of security of current assets during the year and quarterly returns or statements of current assets filed by the Company with banks or financial institutions are in agreement with the books of accounts.
- l) The Company does not have any transactions with companies struck off under section 248 of the Companies Act, 2013 or section 560 of the Companies Act, 1956.
- m) The company has not entered into any scheme of arrangement which has been approved by the competent authority in terms of section 230 to 237 of the Companies Act, 2013 which has an accounting impact on financial year.

46 Figures have been rounded off to nearest thousands, unless otherwise stated.

47 Previous year's figures have been regrouped, rearranged and reclassified wherever necessary.



CHARTERED FINANCE & LEASING LIMITED

CIN: U65999MH1994PLC416802

Notes to the Standalone Ind AS Financial Statements as at and for the year ended March 31, 2024

48 According to Para 16 of Master Direction DNBR. PD. 007/03.10.119/2016-17 of Non-Banking Financial Company - Non-Systemically Important Non-Deposit taking Company (Reserve Bank) Directions, 2016, a non-banking financial company not accepting/holding public deposits having total assets of Rs. 500 crore and above in aggregate as shown in the last audited balance sheet is required to be classified as "Systemically important non-deposit taking non-banking financial company (NBFC-ND-SI)".

49 The following additional information, to the extent applicable, (other than what is already disclosed elsewhere) is disclosed in terms of – Reserve Bank of India (Non-Banking Financial Company – Scale Based Regulation) Directions, 2023 dated October 19, 2023 as below*

*Amounts included herein are based on current and previous year financials, as per Ind AS

(A) Capital to Risk Assets Ratio(CRAR)-

Particulars		Amount in Rs.'000	
		2023-24	2022-23
i)	CRAR (%)	78.93%	84.70%
ii)	CRAR - Tier I Capital (%)	62.25%	78.13%
iii)	CRAR - Tier II Capital (%)	16.68%	6.58%
iv)	Amount of subordinated liabilities raised as Tier-II capital	33,500.00	33,500.00
v)	Amount raised by issue of Perpetual Debt Instruments	Nil	Nil

(B) Investments


Particulars		Amount in Rs.'000	
		2023-24	2022-23
Value of Investments			
1	i)	Gross Value of Investments	
		(a) In India	1,25,53,343.38
		(b) Outside India,	0.05
	ii)	Provisions for Depreciation	
		(a) In India	NIL
		(b) Outside India,	NIL
iii)	Net Value of Investments		
	(a) In India	1,25,53,343.38	78,93,043.31
	(b) Outside India.	0.05	0.05
Movement of provisions held towards depreciation on investments.			
2	i)	Opening balance	NIL
	ii)	Add : Provisions made during the year	NIL
	iii)	Less :Write-off/ write-back of excess provisions during the year	NIL
	iv)	Closing balance	NIL

(C) Derivative

The Company does not have any derivative exposure during the financial year ended March 31, 2024 and March 31, 2023.

(D) Securitisation

The company did not have exposure to any securitisation transaction during the financial year 2023-24. Hence disclosure under para 116 of Securitisation Regulations and Para 86 of Transfer of loan exposure is not required.



CHARTERED FINANCE & LEASING LIMITED

CIN: U65999MH1994PLC416802

Notes to the Standalone Ind AS Financial Statements as at and for the year ended March 31, 2024

(E) Asset Liability Management

Maturity pattern of certain items of assets and liabilities as on 31.03.2024

Amount in Rs.'000

Particulars	Deposits	Advances	Investments	Borrowings	Foreign Currency assets	Foreign Currency liabilities
1 to 7 days	-	-	-	-	-	-
8 to 14 days	-	-	-	-	-	-
15 days to 30 days	-	-	-	-	-	-
Over 1 month to 2 Month	-	-	-	-	-	-
Over 2 months to 3 months	-	-	-	-	-	-
Over 3 months to 6 months	-	-	-	-	-	-
Over 6 Months to 1 year	-	21,41,518.24	16,73,732.82	5,55,984.08	-	-
Over 1 year to 3 years	-	10,85,974.65	1,08,79,610.61	1,78,395.82	-	-
Over 3 years to 5 years	-	-	-	8,46,375.89	-	-
Over 5 years	-	-	-	4,56,667.77	-	-
Total	-	32,27,492.89	1,25,53,343.43	20,37,423.56	-	-

Maturity pattern of certain items of assets and liabilities as on 31.03.2023

Particulars	Deposits	Advances	Investments	Borrowings	Foreign Currency assets	Foreign Currency liabilities
1 to 7 days	-	-	-	-	-	-
8 to 14 days	-	-	-	-	-	-
15 days to 30 /31 days	-	-	-	-	-	-
Over 1 month upto 2 Months	-	-	-	-	-	-
Over 2 months upto 3 months	-	-	-	-	-	-
Over 3 month & up to 6 months	-	-	-	-	-	-
Over 6 Months & up to 1 year	-	26,41,965.56	21,30,726.22	-	-	-
Over 1 year & up to 3 years	-	1,26,642.75	57,62,317.18	-	-	-
Over 3 years & up to 5 years	-	-	-	-	-	-
Over 5 years	-	-	-	16,14,100.00	-	-
Total	-	27,68,608.32	78,93,043.40	16,14,100.00	-	-

In compiling the information in the above note, certain assumptions have been made by the Company and the same have been relied upon by the Auditors.



(Handwritten signature)

CHARTERED FINANCE & LEASING LIMITED

CIN: U65999MH1994PLC416802

Notes to the Standalone Ind AS Financial Statements as at and for the year ended March 31, 2024

(F) Exposures

(i) Exposure to Real Estate Sector

Category		2023-24	2022-23
a)	Direct Exposure		
	(i) Residential Mortgages -		
	Lending fully secured by mortgages on residential property that is or will be occupied by the borrower or that is rented	NIL	NIL
	(ii) Commercial Real Estate -		
	Lending secured by mortgages on commercial real estates (office buildings, retail space, multi-purpose commercial premises, multi-family residential buildings, multi-tenanted commercial premises, industrial or warehouse space, hotels, land acquisition, development and construction, etc.). Exposure shall also include non-fund based limits	NIL	NIL
	(iii) Investments in Mortgage Backed Securities (MBS) and other securitised exposures -		
	a. Residential	NIL	NIL
	b. Commercial Real Estate	NIL	NIL
b)	Indirect Exposure		
	Fund based and non-fund based exposures on National Housing Bank (NHB) and Housing Finance Companies (HFCs)	NIL	NIL
	Investment in Real Estate Venture Funds	NIL	NIL
Total Exposure to Real Estate Sector		NIL	NIL

(ii) Exposure to Capital Market-

Amount in Rs.'000

Particulars		2023-24	2022-23
i)	Direct investment in equity shares, convertible bonds, convertible debentures and units of equity-oriented mutual funds the corpus of which is not exclusively invested in corporate debt;	86,57,084.55	50,23,211.15
ii)	Advances against shares / bonds / debentures or other securities or on clean basis to individuals for investment in shares (including IPOs / ESOPs), convertible bonds, convertible debentures, and units of equity-oriented mutual funds;	46,000.00	NIL
iii)	Advances for any other purposes where shares or convertible bonds or convertible debentures or units of equity oriented mutual funds are taken as primary security;	5,33,980.87	NIL
iv)	Advances for any other purposes to the extent secured by the collateral security of shares or convertible bonds or convertible debentures or units of equity oriented mutual funds i.e. where the primary security other than shares /convertible bonds / convertible debentures /units of equity oriented mutual funds 'does not fully cover the advances;	NIL	NIL
v)	Secured and unsecured advances to stock brokers and guarantees issued on behalf of stockbrokers and market makers;	NIL	NIL
vi)	Loans sanctioned to corporates against the security of shares / bonds / debentures or other securities or on clean basis for meeting promoter's contribution to the equity of new companies in anticipation of raising resources;	NIL	NIL
vii)	Bridge loans to companies against expected equity flows / issues;	NIL	NIL
viii)	All exposures to Venture Capital Funds (both registered and unregistered)	28,443.17	19,075.33
Total exposure to Capital Market		92,65,508.60	50,42,286.49



BR

CHARTERED FINANCE & LEASING LIMITED

CIN: U65999MH1994PLC416802

Notes to the Standalone Ind AS Financial Statements as at and for the year ended March 31, 2024

(iii) Financing of parent company products :

The company has not financed any parent company products during the financial year.

(iv) Details of Single Borrower Limit (SGL) / Group Borrower Limit (GBL) exceeded by the company : NIL

(v) Unsecured advances

Particulars	31.03.2024	31.03.2023
	Amount (Rs.'000)	Amount (Rs.'000)
Unsecured Advance	3,36,155.00	3,36,156.20
The Company has not given any unsecured advances against intangible securities such as charge over the rights, licenses, authority, etc. during the financial year ended 31 March 2024 and 31 March 2023.		

(G) Registration obtained from other financial sector regulators

Particulars	Registration No.	Date of registration
Ministry of Corporate Affairs (Registrar of Companies-Kolkata)	065635	25-10-1994

(H) Details of penalties imposed by RBI and other regulators

No penalties has been imposed by RBI and other regulators on the Company during the financial year ended March 31, 2024 and March 31, 2023.

(I) Details of Ratings assigned by credit rating agencies and migration of ratings during the year - NIL

(J) Related party disclosure

For related party disclosures refer to Note 36 of the notes to standalone financial statements.

(K) Provisions and Contingencies

Break up of 'Provision and Contingencies' shown in the Statement of Profit and Loss	31.03.2024	31.03.2023
	Amount (Rs.'000)	Amount (Rs.'000)
Under Tax expenses		
Provision made towards income tax (including deferred tax)	4,51,565.56	1,27,599.57
Impairment reserve (as per RBI guidelines) has shown under other equity in the financial statements		
Provision for standard assets	8,031.67	6,957.57
Provision for sub-standard assets	1,500.00	-
Provision for doubtful assets	37,100.00	37,100.00



(Handwritten signature)

CHARTERED FINANCE & LEASING LIMITED

CIN: U65999MH1994PLC416802

Notes to the Standalone Ind AS Financial Statements as at and for the year ended March 31, 2024

(L) Concentration of Advances, Exposures and NPAs

1. Concentration of Advances

Particulars	31.03.2024	31.03.2023
	Amount (Rs.'000)	Amount (Rs.'000)
Total advances to twenty largest borrowers	35,38,312.21	28,32,131.41
Percentage of advances to twenty largest borrowers to total advances	99.16%	100%

2. Concentration of Exposures

Particulars	31.03.2024	31.03.2023
	Amount (Rs.'000)	Amount (Rs.'000)
Total exposure to twenty largest borrowers/ customers	35,38,312.21	28,32,131.41
Percentage of exposures to twenty largest borrowers/ customers to total exposure on borrowers/ customers	99.16%	100%

3. Concentration of NPAs

Particulars	31.03.2024	31.03.2023
	Amount (Rs.'000)	Amount (Rs.'000)
Total exposure to top four NPA assets	48,500.00	37,100.00
Percentage of top four NPA assets to total NPA assets	93.09%	100%

4. NPA assets as a percentage to Advances in the respective segments

Particulars	31.03.2024	31.03.2023
	%	%
Others	100%	100%

* As per RBI's notification on Prudential norms on Income Recognition, Asset Classification and Provisioning pertaining to Advances - Clarifications dated 12th November, 2021.

5. Movement of NPA assets

Particulars	31.03.2024	31.03.2023
	Amount (Rs.'000)	Amount (Rs.'000)
Net NPA assets to Net Advances (%)	0.00%	0.00%
Movement of NPA assets (Gross)		
Opening balance		
Additions during the year	37,100.00	23,705.54
Reductions during the year	15,000.00	13,394.46
Closing balance	-	-
	52,100.00	37,100.00
Movement of Net NPA assets		
Opening balance		
Additions during the year	-	875.19
Reductions during the year	13,500.00	-
Closing balance	-	875.19
	13,500.00	-
Movement of Provision on NPA assets		
Opening balance		
Provisions made during the year	37,100.00	22,830.35
Write-off / Write-back of excess provisions	1,500.00	14,366.89
Closing balance	-	97.24
	38,600.00	37,100.00



SR

CHARTERED FINANCE & LEASING LIMITED

CIN: U65999MH1994PLC416802

Notes to the Standalone Ind AS Financial Statements as at and for the year ended March 31, 2024

6. Sectoral exposure

Amount in Rs.'000

Sectors	31.03.2024			31.03.2023		
	Total exposure	Gross NPAs	Percentage of Gross NPAs to total exposure in that sector	Total exposure	Gross NPAs	Percentage of Gross NPAs to total exposure in that sector
1. Agricultural and Allied activities	-	-	-	-	-	-
2. Industry	2,25,000.00	-	-	-	-	-
3. Services						
(i) Infrastructure Services	7,75,000.00	-	-	7,75,203.42	-	-
(ii) Financial Services	17,60,979.76	16,575.42	0.94%	16,52,872.38	-	-
(iii) Other Services	2,07,090.22	61,819.43	29.85%	4,10,342.30	37,100.00	9.04%
4. Personal Loan	-	-	-	-	-	-
5. Others	3,27,600.77	-	-	-	-	-
Total	32,95,670.75	78,394.86	2.38%	28,38,418.10	37,100.00	1.31%
Off Balance sheet exposure	-	-	-	-	-	-

(M) Overseas Assets and off- balance sheet SPVs sponsored (which are required to be consolidated as per accounting norms)

(i) Overseas Assets

The Company does not have any overseas assets as at March 31, 2024 and March 31, 2023.

Name of the Subsidiary	Other Shareholders in Subsidiary	Country	Total Assets (in USD)
Meritorium PTE. Limited	NIL	Singapore	27,03,107.01

(ii) Off- Balance sheet SPVs sponsored (which are required to be consolidated as per accounting norms)

The Company does not have any exposure to off balance sheet SPVs sponsored as at March 31, 2024 and March 31, 2023

(N) Disclosure of complaints

The Company does not have any customer interface and thus there are no complaints received by the NBFCs from customers during the year ended March 31, 2024 and March 31, 2023.

(O) Disclosures relating to fraud in terms of the notification issued by Reserve Bank of India:- Rs. Nil

(P) Corporate governance

For report on Corporate Governance refer to director report of the Annual Report for the financial year 2023-24.

50 The following disclosure is required pursuant to RBI circular dated March 13, 2020 - Circular No. RBI/2019-20/170 DOR (NBFC).CC.PD.No.109/22.10.106/2019-20

Amount in Rs.'000

Asset classification as per RBI Norms	Asset Classification as per IND AS 109	Gross Carrying Amount as per IND AS	Loss Allowances (Provisions) as required under Ind AS 109	Net Carrying Amount	Provision required as per IRACP Norms	Difference Between Ind AS 109 provisions and IRACP norms
1	2	3	4	5=(3-4)	6 #	7=(4-6)
Performing assets						
(a) Standard	Stage 1	31,90,392.89	-	31,90,392.89	8,031.67	(8,031.67)
Non-Performing assets						
(b) Sub-standard	Stage 2	15,000.00	-	15,000.00	1,500.00	(1,500.00)
(c) Loss	Stage 3	37,100.00	-	37,100.00	37,100.00	(37,100.00)
Total (a+b+c)		32,42,492.89		32,42,492.89	46,631.67	(46,631.67)



BT

CHARTERED FINANCE & LEASING LIMITED

CIN: U65999MH1994PLC416802

Notes to the Standalone Ind AS Financial Statements as at and for the year ended March 31, 2024

Amount in Rs.'000

51 Information as required in terms of Para 31 of Master Direction - Reserve Bank of India (Non-Banking Financial Company - Scale Based Regulation) Directions, 2023.

Particulars		
	Amount outstanding	Amount Overdue
Liabilities side		
(1) Loans and advances availed by the NBFCs inclusive of interest accrued thereon but not paid :		
(a) Debentures : - Secured	4,37,447.96	NIL
Unsecured	8,65,595.70	NIL
Other than falling within the meaning of public deposits	NIL	NIL
(b) Deferred Credits	NIL	NIL
(c) Terms Loans	NIL	NIL
(d) Inter-corporate loans and borrowing	50,000.00	NIL
(e) Commercial Paper	NIL	NIL
(f) Public Deposits*	NIL	NIL
(g) Other loans:	NIL	NIL
- Advance from a body corporate	NIL	NIL
- Bank overdraft	4,38,477.67	NIL
(2) Break-up of (1)(f) above(Outstanding public deposits inclusive of interest accrued thereon but not paid) :		
(a) In the form of Unsecured debentures	N.A	N.A
(b) In the form of partly secured debentures, i.e., debentures where there is a shortfall in the value of security	N.A	N.A
(c) Other public deposits	N.A	N.A
Assets Side:		
(3) Break-up of Loans and Advances including bills receivables [other than those included in (4) below]:	Amount outstanding	
(a) Secured		22,49,561.63
(b) Unsecured		9,82,537.36
(4) Break-up of Leased Assets and stock on hire and other assets counting towards AFC activities :		
(i) Lease assets including lease rentals under sundry debtors		
(a) Financial Lease		NIL
(b) Operating Lease		NIL
(ii) Stock on hire including hire charges under sundry debtors:		
(a) Assets on hire		NIL
(b) Repossessed Assets		NIL
(iii) Other loans counting towards AFC activities		
(a) Loan where assets have been repossessed		NIL
(b) Loans other than (a) above		NIL



BR

CHARTERED FINANCE & LEASING LIMITED

CIN: U65999MH1994PLC416802

Notes to the Standalone Ind AS Financial Statements as at and for the year ended March 31, 2024

Amount in Rs.'000

(5) Break-up of Investments:				
Current Investments				
1 Quoted:				
(i) Shares : (a) Equity				NIL
(b) Preference				NIL
(ii) Debentures and Bonds				NIL
(iii) Units of mutual funds				NIL
(iv) Government Securities				NIL
(v) Others (Please Specify)				NIL
2 Unquoted:				NIL
(i) Shares : (a) Equity				NIL
(b) Preference				NIL
(ii) Debentures and Bonds				NIL
(iii) Units of mutual funds				NIL
(iv) Government Securities				16,73,732.82
(v) Others (Please Specify)				NIL
				NIL
Long Term investments:				
1 Quoted:				
(i) Shares : (a) Equity				70,74,181.08
(b) Preference				NIL
(ii) Debentures and Bonds				NIL
(iii) Units of mutual funds				NIL
(iv) Government Securities				NIL
(v) Others - Debt Fund				NIL
2 Unquoted:				
(i) Shares : (a) Equity				5,50,713.94
(b) Preference				3,64,301.28
(ii) Debentures and Bonds				10,32,189.53
(iii) Units of mutual funds				NIL
(iv) Government Securities				NIL
(v) Others				NIL
Alternate Investment Fund				14,30,152.02
Investment through PMS				28,443.17
Investment in LLP				1,20,492.63
Investment in share warrant				2,79,136.95
(6) Borrower group-wise classification of assets financed as in (3) and (4) above :				
Category	Amount net of provisions			
	Secured	Unsecured	Total	
1 Related Parties				
(a) Subsidiaries	NIL	NIL	NIL	
(b) Companies in the same group	NIL	NIL	NIL	
(c) Other related parties	NIL	2,000.00	2,000.00	
2 Other than related parties	22,49,561.63	9,80,537.36	32,30,098.99	
Total	22,49,561.63	9,82,537.36	32,32,098.99	



(Handwritten signature)

CHARTERED FINANCE & LEASING LIMITED

CIN: U65999MH1994PLC416802

Notes to the Standalone Ind AS Financial Statements as at and for the year ended March 31, 2024

Amount in Rs.'000

(7) Investor group-wise classification of all investments(current and long-term) in shares and securities(both quoted and unquoted):			
Category		Market Value/Breakup or fair value or NAV	Book Value (Net of Provisions)
1	Related Parties**		
	(a) Subsidiaries	1,33,118.05	1,33,118.05
	(b) Companies in the same group	5,17,475.00	5,17,475.00
	(c) Other related parties	7,801.44	7,801.44
2	Other than related parties	1,18,94,948.94	1,18,94,948.94
	Total	1,25,53,343.43	1,25,53,343.43

(8) Other Information		
Particulars		Amount
(i)	Gross Non-Performing Assets	
	(a) Related Parties	NIL
	(b) Other than related parties	52,100.00
(ii)	Net Non-Performing Assets	
	(a) Related Parties	NIL
	(b) Other than related parties	13,500.00
(iii)	Assets acquired in satisfaction of debt	NIL

As per our report of even date

For KASG & Co.

Chartered Accountants

Firm Registration No.002228C

Roshan Kumar Bajaj

CA. Roshan Kumar Bajaj

Partner

Membership No.068523



For and on behalf of the Board of Directors of

Chartered Finance & Leasing Limited

Sanjay Kothari

Sanjay Kothari

DIN: 00258316

Director



Santosh Kumar Pandey

Santosh Kumar Pandey

DIN: 00294327

Director

Place: Kolkata

Date: 02 SEP 2024