



# OUTDOOR DECORATING **SUMMER** GUIDE

EPIC  
OUTDOOR KITCHENS

WATER FEATURES TO KEEP YOUR YARD  
CALM AND COOL

WHAT'S TRENDING: COLOR AND  
STYLE FOR YOUR YARD

CREATE AN  
EFFORTLESS  
SUMMER  
GARDEN





**Summertime and the living is easy—especially when you have an inviting outdoor space to enjoy.** From evenings under the stars in your hot tub to endless cookouts with friends to relaxing mornings with sunshine and a good book, your summer yard will become your favorite “room” in the house.

Get inspired by these patio and yard design tips that will provide a warm welcome to guests and keep you cool all summer long.





4

Create an Effortless  
SUMMER GARDEN

7

Get Summer-Ready With These  
STAY-COOL ACCESSORIES

8

What's TRENDING:  
Color and Style for Your Yard

10

What's Your SHADE STYLE?

12

WATER FEATURES to Keep  
Your Yard Calm and Cool

14

EPIC OUTDOOR KITCHENS:  
6 Must-Have Enhancements

18

GOURMET GRILLIN' IDEAS  
You'll Relish

19

Elevated H2O



# Create an Effortless **SUMMER GARDEN**



Stepping into your lush, summer garden brings you endless joy and pleasure, but putting in the long hours required isn't always feasible. Not to mention that during the “lazy days” of summer, you'd much prefer to spend your free time relaxing or entertaining friends.

Instead of hours spent tending to a garden and weed-pulling in the heat, opt for these easy-to-care-for alternatives.







✿ **PLANT PERENNIALS**, which come back year after year. That means you only have to put in the work once, unlike with annuals. Lavender is an eye-catching choice with a lovely scent (bonus: it also repels mosquitos), and it only needs to be watered once or twice per week.



✿ **DITCH THE FLOWER BEDS ALTOGETHER**, and plant hardy hedges and shrubs that require just a couple of quick summer-pruning sessions. Dwarf English Boxwood makes for a lovely manicured border; or you can display a couple of spiral topiary's in pots.



✿ **PREVENT WEEDS** from springing up by adding ample mulch to any flower beds you do have. A three- to five-inch layer should do the trick. Organic mulch like bark or wood chips lasts a couple of years, and you can get it in different hues, like a bright red.



✿ **ADD POPS OF COLOR AND FRAGRANCE** with a potted herb and vegetable garden filled with simple-to-grow goodies like basil, cherry tomatoes, and green peppers. Choose decorative containers in complementary colors to accentuate your décor.



✿ **ADD COLOR AND TEXTURE**— the kind that doesn't require mowing—with a decorative gravel or pebble pathway or rock garden. Rocks and stones are an investment, but once they are set up, they are long-lasting and require no maintenance.





# SUMMER PLANTS THAT THRIVE IN SHADE

Adorn your covered deck, patio, and hot tub areas with fresh flowers that don't need sunlight to survive. Here are our top picks...

## TO BORDER YOUR GARDEN



**Hydrangeas** do well in shade, and don't require much more than some watering and light pruning. Their bursting 10-inch blooms come out in pink, blue, lavender, or white.



**Busy Lizzie impatiens** grow low to the ground in a variety of bright petal colors including pink, purple, and red.

## TO BRIGHTEN UP CONTAINERS



**Coral bells** have colorful leaves, making it a perfect perennial pick for pots that adorn your deck or hot tub area. Choose a couple of varieties (yellow, silver, pink, and more), and pick pots in contrasting colors.



**Ferns** are ideal to add some greenery to shady covered patios. Place one on each side of a mantle or next to doorways.

## TO HANG IN BASKETS



**Star-shaped amethyst flowers** in vibrant blue and violet hues are beautiful eye-level adornments.



**Begonias** come in dazzling bright colors and when hung in areas with filtered light (like your gazebo), they bloom particularly well.



# Get Summer-Ready With These **STAY-COOL ACCESSORIES**

All winter and chilly spring long, you've been counting down to summer, so don't spend all of the daylight hours hiding from the sun. These temperature-defying products will beckon you outdoors.

## **COVERED LOUNGERS**

Canopied chaise loungers are perfect for book reading, or even an outdoor nap.

Opt for a hammock-style lounger for a more airy feel, or one that's styled like an outdoor couch.



## **FASHIONABLE ICE COOLERS**

While their main function is most important—keeping beverages frosty—today's cooler designs can pull double duty as tabletops, drink trolleys, and more. Pick ones that complement your decor from retro colors to rattan to wicker.




## **SWING CHAIRS**

Nothing says relaxation on a sunny day quite like a comfortable swing chair. Choose a covered design or place under a shady tree to escape the rays while basking in the back-and-forth breeze.



## **CEILING AND STANDING FANS**

Outdoor ceiling fans can add a refreshing breeze when sitting under a patio enclosure. Just like the indoor versions, they come in a variety of styles to match any décor from bronze to brushed steel to wood. Standing fans offer a more portable option for when you have larger gatherings, or to keep the grillmaster of the house cool while he or she is cooking.



## **MISTERS**

Misting fans that oscillate and spread blasts of cool mist can help keep your guests feeling comfortable on hot, sunny days in the yard. You may even wish to install a full-fledged overhead outdoor misting system on your patio or deck, which is designed to provide more relief from the heat by cooling down the air around you.





---

WHAT'S TRENDING:

---

# Color and Style for Your Yard

Color your yard happy this summer by incorporating these summer-inspired hues and trendy shades into your décor.





---

## DELECTABLE DÉCOR

---



PANTONE's "cravings" palette includes tasty tones from **Butterum** and **Cappuccino** to **Spicy Chili Pepper** and **Cayenne**.

These are colors that complement each other and make for stunning plant containers, gazebo curtains, and patio umbrellas.



---

## SAND, SEA, AND SUNSET

---



Adorn your yard in rich colors that evoke memories of summer evenings at the beach.

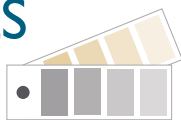
- Add **Rich Gold** throw pillows to your seating
- Bring **Mallard Blue** into your tablescape
- Use **Apricot Brandy** for accent pieces like vases and candleholders



---

## CLASSIC NEUTRALS WITH PIZZAZZ

---



There's nothing boring about using neutral colors if you layer them into your décor using interesting textures and patterns.

**Neutral beiges, whites, and grays** are also the perfect backdrop for metallic accents, from galvanized containers to metal wall art.

And you can always add festive red candles or side tables, accent pillows, and colorful flowers to brighten the space.

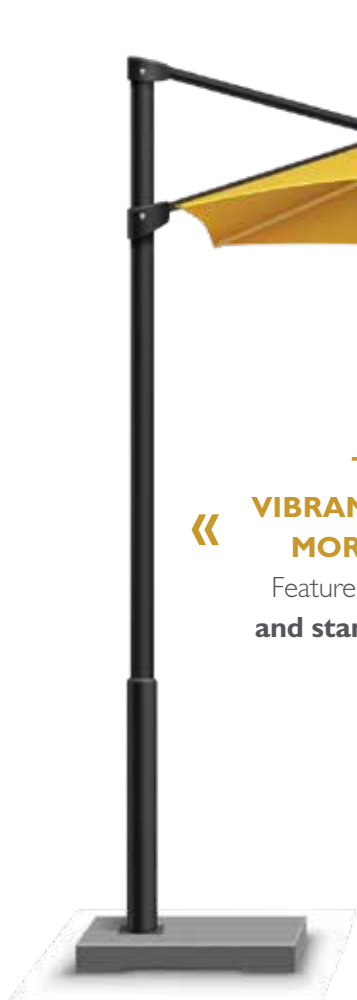




# What's Your SHADE STYLE?

Enjoying the outdoors is lovely, but during the sunniest part of the day, you're bound to seek the safety of shade. Luckily, with so many yard covering options that can pull double duty, adding style and sun relief, a shady retreat is right in your own backyard.

EXPLORE YOUR SHADE STYLE, FROM DIY COLORFUL COVERINGS TO ELEGANT SAIL CANOPIES.



## « THOSE WHO ENJOY VIBRANT POPS OF COLOR MORE THAN NEUTRALS

Feature **brightly colored patio and standing umbrellas** around your yard



## TO ACHIEVE A ZEN GARDEN FEEL

An **open patio cover** won't provide full shade, but the structure will be a thing of beauty in your yard





### FOR HARD-TO-SHADE AREAS

Because they come in a variety of shapes and sizes, a **shade sail** canopy can provide convenient cover that's fashionable and functional



### FOR A MORE CLASSIC ELEGANCE »

A solid patio cover with a **ceiling fan** will make your outdoor space feel like an extension of your home



### TO FEEL LIKE YOU'RE IN AN ITALIAN COUNTRYSIDE

A **vine-covered pergola** uses the beauty of nature to add shade

### TO LET A LITTLE LIGHT FILTER THROUGH

Construct a **wooden terrace** with fabric that runs across



### FOR A ROMANTIC FEEL

Add **curtains** to your gazebo or porch







## WATER FEATURES

### to Keep Your Yard Calm and Cool

There's nothing like calming waters to add peaceful tranquility and cool vibes to your yard during the summer. Upgrade your yard with these elegant water features that can transform it into a soothing sanctuary everyone will enjoy.



#### CASCADING WATERFALL IN YOUR HOT TUB

There's a reason why most Jacuzzi® Hot Tub models feature an illuminated waterfall—the colors and sounds help to further satisfy your senses and provide a more relaxing experience.





## A NATURAL POND

A pond surrounded by smooth stones and lush plants, and inhabited by colorful fish, adds a serene aquatic scene to your landscaping. Some enhancement to consider include a rock waterfall for that coveted babbling brook sound, floating lily pads, and if space permits, a small bridge to cross over.

## WATER WALLS

Add an upscale, modern focal point to your yard with a water wall. You can have them custom-designed to fit your space or choose from the many pre-made options. Design options are endless, from stacked stones or tiles to contemporary glass and metal.



## KID-FRIENDLY SPLASH PAD

Get in on a hot trend for hot summer days—your very own splash pad. Kids of all ages will enjoy frolicking in and out of the sprays and streams, and they can even make for a mini fountain show in the evening when paired with colored lighting.

## UNEXPECTED WATER STREAMS

Water features don't have to be confined to fountains or ponds. In fact, some elaborate yard designs include sheets of streaming water and water falls that originate from an outdoor kitchen wall. Also delightful: water streams that runs across the top of a patio table and into a stream or pool below.

## WATER AND FIRE COMBINATIONS

Depending on your style preference and the type of water flow you find most soothing (bubbling, raining, or cascading, to name a few), fountains add an aesthetic water element to complement your garden. And when you add one that also has a fire feature, such as a center fire pit surrounded by a bubbling fountain, the combined elements will become the conversation piece of your yard gatherings.







# EPIC OUTDOOR KITCHENS:

## 6 Must-Have Enhancements

You can turn your yard into a gourmet kitchen with a few key outdoor cooking appliances and ample prep space. Get inspired by these amazing backyard kitchen additions that will have you dining outdoors all summer long.



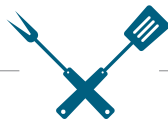


## Outdoor Refrigerator

You won't realize how much you needed an outdoor refrigerator in your yard until you get one. It can keep beverages, condiments, and salads cold and at arm's reach until you're ready to serve, saving you from having to go in and out of your house.







2.

## Hibachi Grill

Flat-top grilling and the smoke it creates isn't conducive to your indoor kitchen, but in your yard, you can stir fry or cook griddle-style meals until your heart's content. And, it can make for a fun show, too.



3.

## Built-in BBQ

There's something about built-in barbeques—complete with counter and cabinet space for prepping, serving, and storage—that really elevate the outdoor cooking and dining experience. When designing yours, consider adding side burners for simmering sauces, cooking pasta, and more.



4.

## Electric Icemaker

Eliminate the multiple runs to the convenience store to replenish cooler ice on a hot day. An outdoor ice maker means you'll have a continuous supply of cubes and cold drinks. It'll come in especially handy for hosting a party or blending up frozen drinks.



6.

## Smoker

Outdoor chefs who are looking to expand their skill set with "low and slow" meals will find a smoker a worthy investment. Choose from wood pellet, charcoal, or gas models to smoke everything from brisket and ribs to whole chickens, and more.

5.

## Outdoor Pizza Oven

Authentic pizza-making requires intense heat from a wood-fired oven (and a little pepperoni doesn't hurt). Elevate your yard with an outdoor pizza oven, and pie-making pizza parties will become a favorite backyard pastime.







# GOURMET GRILLIN' IDEAS YOU'LL RELISH

Step up your grilling game with these recipes that elevate your outdoor dining beyond burgers and dogs.



## Seared veggie mains

Ideas you and your guests will love: Mexican street corn with garlic-infused butter; chickpea burgers with feta cheese and grilled pita bread; veggie quesadillas with grilled squash, peppers, and avocados; ricotta and fire roasted tomato-filled Portobello mushrooms; grilled bok choy wedge salad with ginger dressing; grilled panzanella (bread) salad with charred eggplant and tomatoes.



## Kicked-up kabobs

Mix and match skewers with fun combos like ham and pineapple, turkey meatballs and sweet potato, or sausage and peppers. During the last few minutes of grilling, brush on some take out-inspired sauces and marinades like sriracha BBQ, pesto, peanut sauce, chimichurri, or teriyaki.



## Fired-up desserts

Try a dessert pizza with hazelnut spread, strawberries, and bananas; grill slices of pound cake and serve with berry compote; or heat up any of your favorite cobbler, pie, or tart recipes using a cast iron pan.



# ELEVATED H<sub>2</sub>O



On warm summer days and nights, it's important to keep guests well hydrated. Class up your water game with these infused water ideas.

## DELICIOUS MIX-INS

### **SPA WATER:**

Cucumber slices and mint leaves

### **BERRY WATER:**

Blueberries, blackberries, and strawberries, with a few basil leaves

### **CITRUS SPLASH:**

Lemon, lime, and orange slices

### **GINGER PEACH:**

Peach slices and chunks of peeled ginger

### **SUMMER WATER:**

Watermelon slices and basil leaves

### **PIÑA COLADA WATER:**

Pineapple and coconut chunks

### **APPLE PIE WATER:**

Apple slices and cinnamon sticks

Top off any of these with sparkling water to create extra flavor and fizz.







**DOWNLOAD** OUR BROCHURE



**VISIT** OUR WEBSITE



**ASK** AN EXPERT

